



ALPHA SAMPLE FUND, L.P.

SAMPLE MANAGEMENT REPORTS



Alpha Sample Fund, L.P.
1800 Century Park East
Los Angeles, CA 90067

Balance Sheet

as of December 31, 2011

Account Name	Balance
ASSETS	
Goldman Sachs	21,118,911.16
Bank of America	161,986.26
Total for ASSETS	21,280,897.42
LIABILITIES	
Goldman Sachs	168,047.65
Accrued Expenses	6,980.00
Incentive Fee Payable	597,527.43
Management Fee Payable	89,999.99
Redemptions Payable	0.01
Total for LIABILITIES	862,555.08
EQUITY	
Capital accounts - partners	20,418,342.34
Total for EQUITY	20,418,342.34
Total LIABILITIES & EQUITY	21,280,897.42

01/05/2012 18:27:55



Alpha Sample Fund, L.P.
 1800 Century Park East
 Los Angeles, CA 90067

Income Statement

December 01, 2011 - December 31, 2011

Acct. ID and Name	Period	QTD	YTD
	December 01, 2011 December 31, 2011	October 01, 2011 December 31, 2011	January 01, 2011 December 31, 2011
Income			
Dividend	0.35	0.35	263.18
Interest			174.95
LTCG	2,836.34	2,836.34	44,786.73
Qualified dividend	12,689.60	20,976.99	84,591.44
STCG	-34,118.05	-132,930.20	-253,687.83
Unrealized Gain	278,818.53	2,592,667.58	5,372,673.21
Total for Income	260,226.78	2,483,551.06	5,248,801.68
Expense			
Expense	-2,641.50	-6,287.05	-23,951.94
Incentive fee paid	9,730.56	-289,080.51	-597,527.43
Margin interest		11,244.33	
Mgmt. fee paid		-64,038.64	-133,100.60
Total for Expense	7,089.06	-348,161.87	-754,579.98
Total for Income & Expense	267,315.83	2,135,389.19	4,494,221.70

01/05/2012 18:24:36



Alpha Sample Fund, L.P.
 1800 Century Park East
 Los Angeles, CA 90067

Partners Status

December 31, 2011

Returns start date is September 23, 2009

The below amounts are unaudited and are not to be used for income tax purposes

#	Name	Paid Since December 01, 2011	Total Paid	Tax Basis	Unrealized Gain	Total Units	High Water Mark	USD Capital Account	Capital percent	Alloc. percent	Total Return	Annualized Return	CA Return
1	Partner 01	0.00	2,000,000.00	1,701,368.31	1,286,357.87	147.1870722562	2,949,812.95	2,987,726.17	14.63	14.72	49.39	21.72	19.30
2	Partner 02	0.00	300,000.00	260,360.19	176,673.00	21.3725928413	431,527.93	437,033.20	2.14	2.14	45.68	20.09	17.99
3	Partner 03	0.00	5,310,000.00	4,899,084.67	2,344,302.57	354.3483039183	7,152,112.34	7,243,387.24	35.47	35.43	139.54	61.36	46.84
4	Partner 04	0.00	200,000.00	171,758.69	124,705.74	14.4982432701	292,729.90	296,464.43	1.45	1.45	48.23	21.21	18.90
5	Partner 05	0.00	190,000.00	163,133.88	120,813.31	13.8861024024	280,370.33	283,947.19	1.39	1.39	49.45	21.74	19.32
6	Partner 06	0.00	2,600,000.00	2,454,722.90	724,690.07	155.5232053498	3,139,352.48	3,179,412.97	15.57	15.55	69.79	30.69	26.21
7	Partner 07	0.00	4,150,000.00	4,012,260.87	782,759.21	234.7105544217	4,734,562.09	4,795,020.07	23.48	23.47	109.71	48.25	38.50
8	Partner 08	0.00	150,000.00	136,590.66	95,140.20	11.3491899886	228,807.48	231,730.86	1.13	1.13	54.49	23.96	21.08
9	Partner 09	0.00	200,000.00	173,713.61	117,481.99	14.2405768056	287,527.43	291,195.59	1.43	1.42	45.60	20.05	17.96
10	Partner 10	0.00	400,000.00	343,920.87	269,018.24	29.9750645375	605,217.98	612,939.12	3.00	3.00	53.23	23.41	20.65
11	Partner 11	0.00	11,649.54	-18,946.98	78,432.48	2.9090942085	58,736.16	59,485.50	0.29	0.29	23.65	10.40	9.78
Totals:		0.00	15,511,649.54	14,297,967.66	6,120,374.68	1,000.0000000000	20,160,757.06	20,418,342.34	100.00	100.00	82.37	36.22	30.24

01/05/2012 18:22:17



Alpha Sample Fund, L.P.
1800 Century Park East
Los Angeles, CA 90067

Partners Account Activity
December 01, 2011 - December 31, 2011

Partner	Fee class	Beginning Equity	Beginning HWM	Additions	Withdrawals	Adjusted equity	Adjusted equity, %	Dividend	Qualified dividend	Unrealized Gain	STCG	LTCG	Expense	Incentive fee paid	Income Allocation	HWM	Mgmt. Fee	Incentive Fee	Net Profit	Ending Equity	Period ROR, %	QTD ROR, %	YTD ROR, %
Partner 01	Lower Mgt Fee	2,948,461.20	2,192,837.13	0.00	0.00	2,948,461.20	14.63	0.05	1,867.75	41,038.48	-5,021.74	417.47	-388.79	-114,288.41	37,913.22	2,949,812.95	0.00	1,351.75	39,264.97	2,987,726.17	1.33	11.09	36.25
Partner 02	Standard	431,331.17	319,185.38	0.00	0.00	431,331.17	2.14	0.01	271.21	5,959.07	-729.19	60.62	-56.46	-17,016.53	5,505.27	431,527.93	0.00	196.76	5,702.02	437,033.20	1.32	11.84	36.92
Partner 03	Standard	7,148,829.34	5,325,756.67	0.00	0.00	7,148,829.34	35.48	0.12	4,496.54	98,798.87	-12,089.67	1,005.05	-936.01	-275,434.83	91,274.91	7,152,112.34	0.00	3,283.00	94,557.91	7,243,387.24	1.32	11.99	77.43
Partner 04	Standard	292,596.42	216,521.56	0.00	0.00	292,596.42	1.45	0.01	183.98	4,042.38	-494.65	41.12	-38.30	-11,543.28	3,734.53	292,729.90	0.00	133.47	3,868.01	296,464.43	1.32	11.84	36.92
Partner 05	Standard	280,242.50	207,379.65	0.00	0.00	280,242.50	1.39		176.21	3,871.70	-473.77	39.39	-36.68	-11,055.90	3,576.86	280,370.33	0.00	127.84	3,704.69	283,947.19	1.32	11.84	36.92
Partner 06	Standard	3,137,715.75	2,655,142.55	0.00	0.00	3,137,715.75	15.57	0.05	1,973.53	43,362.75	-5,306.15	441.12	-410.81	-62,085.27	40,060.49	3,139,352.48	0.00	1,636.73	41,697.22	3,179,412.97	1.33	11.43	42.22
Partner 07	Standard	4,731,992.85	4,167,872.44	0.00	0.00	4,731,992.85	23.48	0.08	2,978.38	65,441.65	-8,007.87	665.72	-619.99	-63,329.46	60,457.98	4,734,562.09	0.00	2,569.24	63,027.22	4,795,020.07	1.33	11.38	47.28
Partner 08	Higher Mgt Fee	228,807.48	154,170.13	0.00	0.00	228,807.48	1.14		144.02	3,164.36	-387.21	32.19	-29.98		2,923.38	228,807.48	0.00	0.00	2,923.38	231,730.86	1.28	13.14	41.74
Partner 09	Standard	287,396.33	212,673.49	0.00	0.00	287,396.33	1.43		180.71	3,970.54	-485.86	40.39	-37.62	-11,338.13	3,668.16	287,527.43	0.00	131.10	3,799.26	291,195.59	1.32	11.84	36.92
Partner 10	Standard	604,942.03	447,657.54	0.00	0.00	604,942.03	3.00	0.01	380.37	8,357.60	-1,022.69	85.02	-79.18	-23,865.69	7,721.14	605,217.98	0.00	275.95	7,997.09	612,939.12	1.32	11.84	36.92
Partner 11	Standard	58,711.44	40,100.33	0.00	0.00	58,711.44	0.29		36.92	811.11	-99.25	8.25	-7.68	-2,581.99	749.34	58,736.16	0.00	24.72	774.06	59,485.50	1.32	17.71	35.36
Total:		20,151,026.50	15,939,296.89	0.00	0.00	20,151,026.50	100.00	0.35	12,689.60	278,818.53	-34,118.05	2,836.34	-2,641.50	-592,539.50	257,585.28	20,160,757.06	0.00	9,730.56	267,315.83	20,418,342.34	1.33	11.65	49.85

01/05/2012 18:22:08



Alpha Sample Fund, L.P.
1800 Century Park East
Los Angeles, CA 90067

Management / Incentive Fee Payment History

January 01, 2011 - December 31, 2011

Partner Name	January 31, 2011	February 28, 2011	March 31, 2011	April 30, 2011	May 31, 2011	June 30, 2011	July 30, 2011	July 31, 2011	August 31, 2011
Partner 01	▶3,837.46	a ▶9,316.61	a ▶(3,950.75)	▶3,938.02 ▶8,971.39	a ▶(11,219.92)	a ▶(3,117.34)	a ▶3,873.01	a ▶69,157.91	a ▶(4,869.24)
Partner 02	▶797.96	a ▶1,318.76	a ▶(574.78)	▶818.35 ▶1,267.89	a ▶(1,631.04)	a ▶(380.84)	a ▶804.16	a ▶9,942.59	a ▶(708.01)
Partner 03	▶814.39	a ▶1,345.91	a ▶(586.62)	▶835.20 ▶1,294.00	a ▶(1,664.61)	a ▶(388.68)	a ▶25,820.72	a ▶156,870.87	a ▶(11,752.53)
Partner 04	▶541.30	a ▶894.59	a ▶(389.91)	▶555.13 ▶860.08	a ▶(1,106.42)	a ▶(258.34)	a ▶545.51	a ▶6,744.63	a ▶(480.28)
Partner 05	▶518.45	a ▶856.82	a ▶(373.45)	▶531.69 ▶823.77	a ▶(1,059.71)	a ▶(247.44)	a ▶522.48	a ▶6,459.86	a ▶(460.01)
Partner 06	▶1,637.86	a ▶2,706.82	a ▶(1,179.77)	▶1,679.70 ▶2,602.41	a ▶(3,347.77)	a ▶(781.69)	a ▶1,650.58	a ▶20,407.63	a ▶(1,453.22)
Partner 07	▶419.68	a ▶693.59	a ▶(302.30)	▶430.40 ▶666.84	a ▶(857.83)	a ▶(200.30)	a ▶422.94	a ▶5,229.21	a ▶(372.37)
Partner 08	▶613.08	a ▶0.00	a ▶0.00	▶629.38 ▶0.00	a ▶0.00	a ▶0.00	a ▶616.31	a ▶0.00	a ▶0.00
Partner 09	▶531.68	a ▶878.69	a ▶(382.98)	▶545.27 ▶844.80	a ▶(1,086.76)	a ▶(253.75)	a ▶535.81	a ▶6,624.76	a ▶(471.75)
Partner 10	▶1,119.14	a ▶1,849.57	a ▶(806.13)	▶1,147.73 ▶1,778.22	a ▶(2,287.53)	a ▶(534.13)	a ▶1,127.84	a ▶13,944.49	a ▶(992.98)
Partner 11	▶509.86	a ▶1,458.74	a ▶(269.08)	▶392.33 ▶619.05	a ▶(778.15)	a ▶(478.28)	a ▶324.97	a ▶4,755.47	a ▶(668.69)
Total:	▶11,340.86	▶21,320.12	▶(8,815.77)	▶11,503.20 ▶19,728.44	▶(25,039.74)	▶(6,640.78)	▶36,244.33	▶300,137.41	▶(22,229.09)

Partner Name	September 01, 2011	September 30, 2011	October 01, 2011	October 31, 2011	November 30, 2011	December 30, 2011	Total
Partner 01		a ▶8,863.53	a ▶28,114.76	a ▶34,965.55	a ▶7,522.41	▶(1,351.75)	▶39,763.25 ▶114,288.41
Partner 02		a ▶1,287.96	a ▶646.24	a ▶5,597.70	a ▶1,093.04	▶(196.76)	▶3,066.71 ▶17,016.53
Partner 03		a ▶21,310.92	a ▶659.54	a ▶94,206.49	a ▶18,082.08	▶(3,283.00)	▶28,129.85 ▶275,434.83
Partner 04		a ▶873.70	a ▶438.38	a ▶3,797.24	a ▶741.47	▶(133.47)	▶2,080.32 ▶11,543.28
Partner 05		a ▶836.81	a ▶419.87	a ▶3,636.91	a ▶710.16	▶(127.84)	▶1,992.49 ▶11,055.90
Partner 06	▶3,333.33	a ▶(1,522.79)	a ▶11,326.44	a ▶38,718.55	a ▶7,571.84	▶(1,636.73)	▶19,627.91 ▶62,085.27
Partner 07	▶6,666.66	a ▶(4,856.84)	a ▶20,339.88	a ▶54,657.70	a ▶11,241.00	▶(2,569.24)	▶28,279.56 ▶63,329.46
Partner 08		a ▶0.00	a ▶494.66	a ▶0.00	a ▶0.00	▶0.00	▶2,353.43 ▶0.00
Partner 09		a ▶858.17	a ▶430.59	a ▶3,729.76	a ▶728.29	▶(131.10)	▶2,043.35 ▶11,338.13
Partner 10		a ▶1,806.37	a ▶906.35	a ▶7,850.78	a ▶1,532.99	▶(275.95)	▶4,301.06 ▶23,865.69
Partner 11		a ▶528.49	a ▶261.93	a ▶2,275.50	a ▶151.60	▶(24.72)	▶1,489.09 ▶7,569.93
Total:	▶9,999.99	▶29,986.32	▶64,038.64	▶249,436.19	▶49,374.88	▶(9,730.56)	▶133,127.02 ▶597,527.43

▶ - Management Fee
▶ - Incentive Fee

01/05/2012 18:27:57



Alpha Sample Fund, L.P.
 1800 Century Park East
 Los Angeles, CA 90067

Cash Contributions and Withdrawals

January 01, 2011 - December 31, 2011

Partner/Portfolios	January 01, 2011	June 01, 2011	July 01, 2011	September 01, 2011	November 01, 2011	Total
Partner 03			5,000,000.00			5,000,000.00
Partner 06				2,000,000.00		2,000,000.00
Partner 07				4,000,000.00		4,000,000.00
Partner 11	-50,000.00	-25,000.00			-113,350.46	-188,350.46
Totals:	-50,000.00	-25,000.00	5,000,000.00	6,000,000.00	-113,350.46	10,811,649.54

01/05/2012 18:27:57



Alpha Sample Fund, L.P.
 1800 Century Park East
 Los Angeles, CA 90067

Trial Balance

December 01, 2011 - December 31, 2011

Acct. ID and Name	Beg. Balance		Journal Entries		End. Balance	
	Dr	Cr	Dr	Cr	Dr	Cr
Assets						
103 - Goldman Sachs	20,856,753.90		4,945,819.48	4,683,662.22	21,118,911.16	
175 - Bank of America	163,854.18			1,867.92	161,986.26	
Sub-total for Assets	21,020,608.08		0.00	4,945,819.48	4,685,530.14	21,280,897.42
Liabilities						
209 - Goldman Sachs		163,884.60	16,031.17	20,194.22		168,047.65
210 - Accrued Expenses		8,439.00	1,459.00			6,980.00
208 - Incentive Fee Payable		607,257.99	9,730.56			597,527.43
207 - Management Fee Payable		89,999.99				89,999.99
205 - Redemptions Payable				0.01		0.01
Sub-total for Liabilities	0.00	869,581.58	27,220.72	20,194.23	0.00	862,555.08
Equity						
301 - Capital accounts - partners		20,151,026.50	629,299.04	896,614.88		20,418,342.34
302 - Undistributed gains/losses			762,043.84	762,043.84		
Sub-total for Equity	0.00	20,151,026.50	1,391,342.89	1,658,658.72	0.00	20,418,342.34
Total	21,020,608.08	21,020,608.08	6,364,383.09	6,364,383.09	21,280,897.42	21,280,897.42
Income						
4015 - Dividend				0.35		0.35
40113 - LTCG				2,836.34		2,836.34
40119 - Qualified dividend			113.01	12,802.61		12,689.60
40122 - STCG			57,482.36	23,364.31	34,118.05	
40124 - Unrealized Gain			407,462.16	686,280.69		278,818.53
Sub-total for Income	0.00	0.00	465,057.52	725,284.30	0.00	260,226.78
Expense						
5012 - Expense			2,641.50		2,641.50	
5014 - Incentive fee paid				9,730.56		9,730.56
Sub-total for Expense	0.00	0.00	2,641.50	9,730.56	0.00	7,089.06
Total Profit / Loss	0.00	0.00	0.00	267,315.83	0.00	267,315.83

01/05/2012 18:22:59



Alpha Sample Fund, L.P.
 1800 Century Park East
 Los Angeles, CA 90067

Performance and Capital Summary

December 01, 2011 - December 31, 2011

Alpha Sample Fund, L.P.

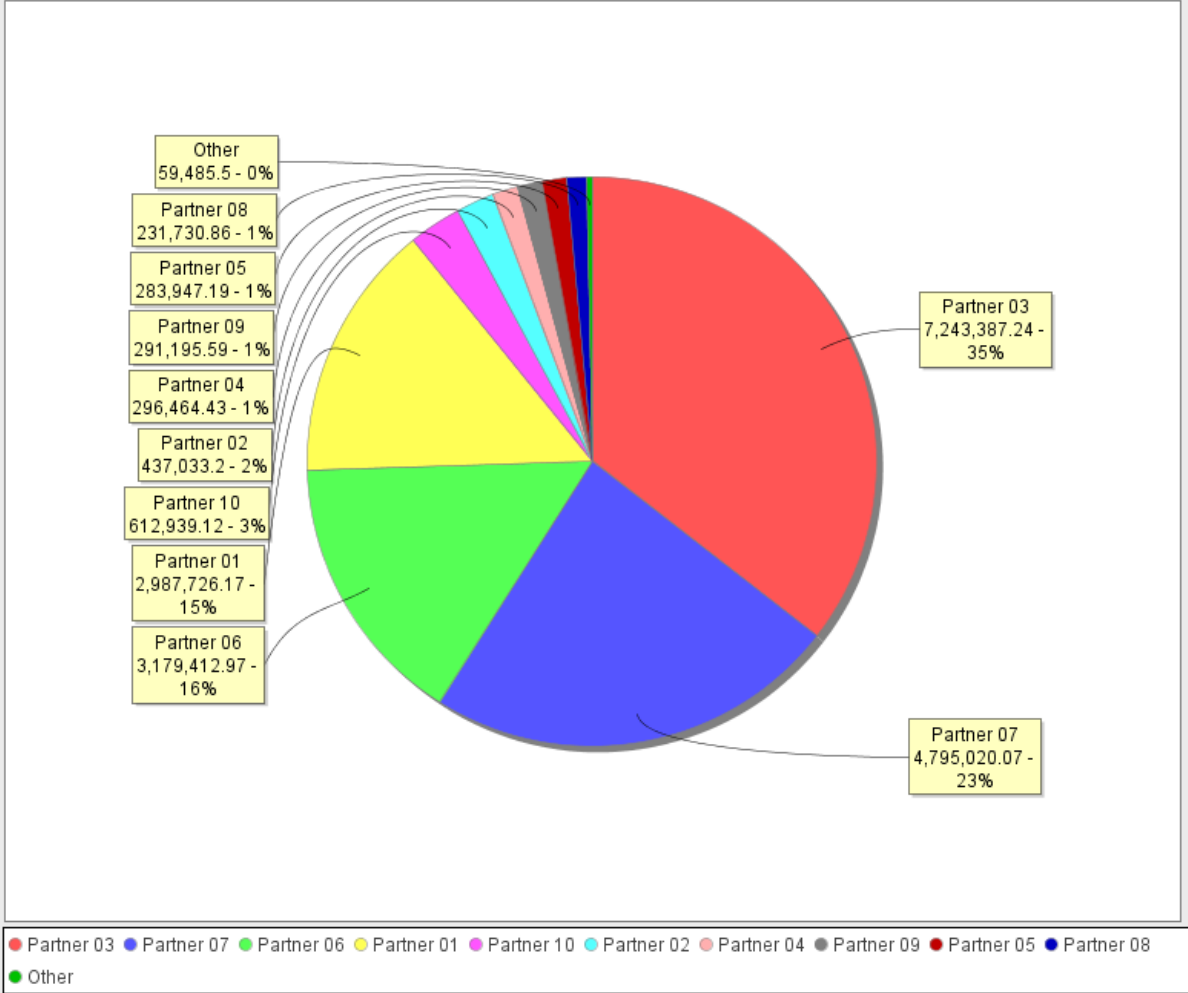
	From 12/01/2011 to 12/31/2011	Quarter to Date	Year to Date
Beginning Equity	20,151,026.50	18,396,303.61	5,112,471.10
Deposits	0.00	0.00	11,000,000.00
Dividend	0.35	0.35	263.18
Qualified dividend	12,689.60	20,976.99	84,591.44
Interest	0.00	0.00	174.95
Unrealized Gain	278,818.53	2,592,667.58	5,372,673.21
STCG	-34,118.05	-132,930.20	-253,687.83
LTCG	2,836.34	2,836.34	44,786.73
Expense	-2,641.50	-6,287.05	-23,951.94
Mgmt. fee paid	0.00	0.00	26.42
Margin interest	0.00	11,244.33	0.00
Withdrawals	0.00	113,350.46	188,350.46
Gross Capital Balance	20,408,611.78	20,771,461.49	21,148,996.79
Profit / Loss	257,585.28	2,488,508.34	5,224,876.16
Gross Return	1.28%	13.58%	58.40%
Management Fees	0.00	-64,038.64	-133,127.02
Incentive Fees	9,730.56	-289,080.51	-597,527.43
Ending Net Capital Balance	20,418,342.34	20,418,342.34	20,418,342.34
Net Profit / Loss	267,315.83	2,135,389.19	4,494,221.70
Net Return	1.33%	11.65%	49.85%
Standard and Poor's 500	0.85%	11.15%	0.00%

Note: The above amounts are unaudited and are not to be used for income tax purposes



Alpha Sample Fund, L.P.
 1800 Century Park East
 Los Angeles, CA 90067

Partner ownership on December 31, 2011 (Value)



Partner name	Capital	Percent	Other
Partner 03	7,243,387.24	35.48	
Partner 07	4,795,020.07	23.48	
Partner 06	3,179,412.97	15.57	
Partner 01	2,987,726.17	14.63	
Partner 10	612,939.12	3.00	
Partner 02	437,033.20	2.14	
Partner 04	296,464.43	1.45	
Partner 09	291,195.59	1.43	
Partner 05	283,947.19	1.39	
Partner 08	231,730.86	1.14	
Partner 11	59,485.50	0.29	*
General Partner	0.00	0.00	*

Partner name	Capital	Percent	Other
<i>Undistributed gains/losses</i>	0.00	0.00	
Total	20,418,342.34	100.00	

01/05/2012 18:24:30



Alpha Sample Fund, L.P.
 1800 Century Park East
 Los Angeles, CA 90067

Open Positions Analysis

for accounts: Goldman Sachs

January 01, 2011 - December 31, 2011

OPEN POSITIONS SUMMARY			
Net profit	6,093,608.32		% of profitable positions 73.09%
Total number of positions	249		Avg. profit per trade 24,472.32
Total number of wins	182		Avg. loss per position -171.38
Total number of losses	66		Avg. gain per position 24,643.70
			Largest winning position 2,795,878.00
			Largest losing position -6,149.99
OPEN LONG POSITIONS			
Net profit	6,042,019.03		% of profitable positions 71.00%
Total number of positions	231		Avg. profit per trade 26,155.93
Total number of wins	164		Avg. loss per position -184.73
Total number of losses	66		Avg. gain per position 26,340.66
			Largest winning position 2,795,878.00
			Largest losing position -6,149.99
OPEN SHORT POSITIONS			
Net profit	51,589.29		% of profitable positions 100.00%
Total number of positions	18		Avg. profit per trade 2,866.07
Total number of wins	18		Avg. loss per position 0.00
Total number of losses	0		Avg. gain per position 2,866.07
			Largest winning position 8,660.01
			Largest losing position 0.00

01/05/2012 18:27:56



Alpha Sample Fund, L.P.
 1800 Century Park East
 Los Angeles, CA 90067

Closed Trades Analysis

for accounts: Goldman Sachs

January 01, 2011 - December 31, 2011

CLOSED TRADES SUMMARY			
Net profit	-209,787.66		% of profitable trades 39.68%
Total number of trades	2964		Avg. profit per trade -70.78
Total number of wins	1176		Avg. loss per trade -783.66
Total number of losses	1788		Avg. gain per trade 712.88
			Largest winning trade 52,982.25
			Largest losing trade -25,988.95
CLOSED TRADES (LONG POSITIONS)			
Net profit	-334,185.04		% of profitable trades 39.16%
Total number of trades	2850		Avg. profit per trade -117.26
Total number of wins	1116		Avg. loss per trade -695.60
Total number of losses	1734		Avg. gain per trade 578.34
			Largest winning trade 25,875.03
			Largest losing trade -22,927.16
CLOSED TRADES (SHORT POSITIONS)			
Net profit	124,397.37		% of profitable trades 52.63%
Total number of trades	114		Avg. profit per trade 1,091.21
Total number of wins	60		Avg. loss per trade -2,985.22
Total number of losses	54		Avg. gain per trade 4,076.42
			Largest winning trade 52,982.25
			Largest losing trade -25,988.95

01/05/2012 18:23:41



Century Park East
 Menlo Park, CA 94025

Assets by Holding Period

December 31, 2011

Account: **Goldman**

AMEREN CORP CM BUY TRADE 500 @31.6985

Block #	Born date	Gain type	Days held	Shares	Cost basis	Value	Gain
1	October 21, 2011	Short	71	500.000000	15,859.99	16,565.00	705.01
2	October 21, 2011	Short	71	1,000.000000	31,649.99	33,130.00	1,480.01
3	October 27, 2011	Short	65	500.000000	16,144.99	16,565.00	420.01
4	November 08, 2011	Short	53	100.000000	3,315.00	3,313.00	-2.00
5	November 08, 2011	Short	53	400.000000	13,273.99	13,252.00	-21.99
6	December 02, 2011	Short	29	300.000000	9,810.99	9,939.00	128.01
Total:				2,800.000000	90,054.95	92,764.00	2,709.05

AMERICAN TOWER CORP CLASS A CO

Block #	Born date	Gain type	Days held	Shares	Cost basis	Value	Gain
11	March 15, 2011	Short	291	150.000000	7,473.49	9,001.50	1,528.01
12	May 09, 2011	Short	236	250.000000	13,242.49	15,002.50	1,760.01
13	May 11, 2011	Short	234	200.000000	10,685.99	12,002.00	1,316.01
14	July 22, 2011	Short	162	200.000000	10,661.99	12,002.00	1,340.01
15	October 24, 2011	Short	68	200.000000	11,425.99	12,002.00	576.01
16	October 27, 2011	Short	65	100.000000	5,618.99	6,001.00	382.01
17	November 01, 2011	Short	60	100.000000	5,756.99	6,001.00	244.01
18	November 02, 2011	Short	59	300.000000	17,025.99	18,003.00	977.01
Total:				1,500.000000	81,891.92	90,015.00	8,123.07

ARCOS DORADOS HOLDINGS COM BUY TRADE 500 @22.3782

Block #	Born date	Gain type	Days held	Shares	Cost basis	Value	Gain
3	October 21, 2011	Short	71	500.000000	11,105.00	10,265.00	-840.00
4	October 27, 2011	Short	65	300.000000	6,864.00	6,159.00	-705.00
5	October 27, 2011	Short	65	200.000000	4,585.99	4,106.00	-479.99
6	December 08, 2011	Short	23	500.000000	11,304.99	10,265.00	-1,039.99
7	December 22, 2011	Short	9	500.000000	10,284.99	10,265.00	-19.99
Total:				2,000.000000	44,144.96	41,060.00	-3,084.97

ATP OIL & GAS CORP COM BUY TRA								
Block #	Born date	Gain type	Days held	Shares	Cost basis	Value	Gain	
128	November 29, 2011	Short	32	1,000.000000	7,269.99	7,360.00	90.01	
129	December 01, 2011	Short	30	1,000.000000	7,549.99	7,360.00	-189.99	
130	December 15, 2011	Short	16	1,000.000000	6,489.99	7,360.00	870.01	
			Total:	3,000.000000	21,309.97	22,080.00	770.03	

BANCO SANTANDER SA COM BUY TRA								
Block #	Born date	Gain type	Days held	Shares	Cost basis	Value	Gain	
2	December 08, 2011	Short	23	5,000.000000	38,709.99	37,600.00	-1,109.99	
3	December 09, 2011	Short	22	153.000000	1,216.35	1,150.56	-65.79	
4	December 09, 2011	Short	22	847.000000	6,743.64	6,369.44	-374.20	
5	December 21, 2011	Short	10	1,000.000000	7,419.99	7,520.00	100.01	
			Total:	7,000.000000	54,089.97	52,640.00	-1,449.97	

BANK MONTREAL QUE COM COM BUY TRADE 600 @58.9582								
Block #	Born date	Gain type	Days held	Shares	Cost basis	Value	Gain	
1	December 02, 2011	Short	29	200.000000	11,795.33	10,962.00	-833.33	
2	December 05, 2011	Short	26	400.000000	23,617.99	21,924.00	-1,693.99	
			Total:	600.000000	35,413.32	32,886.00	-2,527.32	

BANK OF AMERICA CORP COM BUY T								
Block #	Born date	Gain type	Days held	Shares	Cost basis	Value	Gain	
16	December 02, 2011	Short	29	6,000.000000	34,989.99	33,360.00	-1,629.99	
17	December 22, 2011	Short	9	1,500.000000	8,259.99	8,340.00	80.01	
			Total:	7,500.000000	43,249.98	41,700.00	-1,549.98	

BERKSHIRE HATHAWAY INC DEL CL								
Block #	Born date	Gain type	Days held	Shares	Cost basis	Value	Gain	
1	March 09, 2010	Short	662	-700.000000	-57,684.01	0.00	57,684.01	
			Total:	-700.000000	-57,684.01	0.00	57,684.01	

BERKSHIRE HATHAWAY INC DEL CL								
Block #	Born date	Gain type	Days held	Shares	Cost basis	Value	Gain	
1	January 21, 2010	Long	709	700.000000	50,129.99	0.00	-50,129.99	
			Total:	700.000000	50,129.99	0.00	-50,129.99	

BOEING CO COM BUY TRADE 500 @63.319								
Block #	Born date	Gain type	Days held	Shares	Cost basis	Value	Gain	
1	September 14, 2011	Short	108	500.000000	31,669.99	36,675.00	5,005.01	
2	September 15, 2011	Short	107	300.000000	19,194.99	22,005.00	2,810.01	
3	October 21, 2011	Short	71	100.000000	6,402.99	7,335.00	932.01	
4	October 24, 2011	Short	68	100.000000	6,502.99	7,335.00	832.01	
			Total:	1,000.000000	63,770.96	73,350.00	9,579.04	

CABOT OIL & GAS								
Block #	Born date	Gain type	Days held	Shares	Cost basis	Value	Gain	
1	September 29, 2011	Short	93	25,000.000000	1,533,500.00	1,897,500.00	364,000.00	
			Total:	25,000.000000	1,533,500.00	1,897,500.00	364,000.00	

CERNER CORP COM BUY TRADE 500								
Block #	Born date	Gain type	Days held	Shares	Cost basis	Value	Gain	

3	November 23, 2011	Short	38	600.000000	34,706.56	36,750.00	2,043.44
			Total:	600.000000	34,706.56	36,750.00	2,043.44

COMPANHIA DE BEBIDAS ADR BUY T

Block #	Born date	Gain type	Days held	Shares	Cost basis	Value	Gain
5	October 05, 2011	Short	87	1,000.000000	31,029.99	36,090.00	5,060.01
6	October 11, 2011	Short	81	500.000000	16,329.99	18,045.00	1,715.01
			Total:	1,500.000000	47,359.98	54,135.00	6,775.02

CONOCOPHILLIPS CORP COM BUY TR

Block #	Born date	Gain type	Days held	Shares	Cost basis	Value	Gain
4	November 10, 2011	Short	51	400.000000	28,577.71	29,148.00	570.29
5	December 01, 2011	Short	30	200.000000	14,347.99	14,574.00	226.01
6	December 02, 2011	Short	29	200.000000	14,451.99	14,574.00	122.01
7	December 07, 2011	Short	24	200.000000	14,485.99	14,574.00	88.01
			Total:	1,000.000000	71,863.68	72,870.00	1,006.32

CUMULUS MEDIA INC - CL A COM B

Block #	Born date	Gain type	Days held	Shares	Cost basis	Value	Gain
8	September 28, 2011	Short	94	4,900.000000	14,317.99	16,366.00	2,048.01
9	September 28, 2011	Short	94	5,100.000000	14,892.00	17,034.00	2,142.00
10	October 24, 2011	Short	68	3,000.000000	9,189.99	10,020.00	830.01
11	October 27, 2011	Short	65	1,000.000000	3,209.99	3,340.00	130.01
			Total:	14,000.000000	41,609.97	46,760.00	5,150.03

DEERE & CO COM BUY TRADE 200 @

Block #	Born date	Gain type	Days held	Shares	Cost basis	Value	Gain
8	November 16, 2011	Short	45	600.000000	46,383.99	46,410.00	26.01
			Total:	600.000000	46,383.99	46,410.00	26.01

DIREXIONSHARES LARGE CAP BEAR

Block #	Born date	Gain type	Days held	Shares	Cost basis	Value	Gain
44	January 12, 2011	Short	353	-100.000000	-4,090.01	-2,953.00	1,137.01
45	January 14, 2011	Short	351	-400.000000	-16,170.01	-11,812.00	4,358.01
46	January 14, 2011	Short	351	-400.000000	-16,330.01	-11,812.00	4,518.01
47	February 08, 2011	Short	326	-1,000.000000	-37,340.01	-29,530.00	7,810.01
48	February 10, 2011	Short	324	-400.000000	-14,990.01	-11,812.00	3,178.01
49	February 16, 2011	Short	318	-200.000000	-7,180.01	-5,906.00	1,274.01
50	November 11, 2011	Short	50	-500.000000	-15,345.01	-14,765.00	580.01
			Total:	-3,000.000000	-111,445.06	-88,590.00	22,855.07

DIREXIONSHARES SMALL CAP BEAR

Block #	Born date	Gain type	Days held	Shares	Cost basis	Value	Gain
62	January 12, 2011	Short	353	-0.666666	-28.90	-17.65	11.25

63	January 14, 2011	Short	351	-166.666667	-7,085.01	-4,413.33	2,671.68
64	January 14, 2011	Short	351	-166.666667	-7,100.01	-4,413.33	2,686.68
65	January 14, 2011	Short	351	-166.666667	-7,185.01	-4,413.33	2,771.68
66	February 11, 2011	Short	323	-166.666667	-6,584.30	-4,413.33	2,170.97
67	February 14, 2011	Short	320	-333.333333	-12,948.59	-8,826.67	4,121.93
68	August 29, 2011	Short	124	-500.000000	-21,900.01	-13,240.00	8,660.01
69	October 21, 2011	Short	71	-200.000000	-7,222.01	-5,296.00	1,926.01
70	October 24, 2011	Short	68	-300.000000	-9,743.01	-7,944.00	1,799.01
71	October 27, 2011	Short	65	-500.000000	-14,360.01	-13,240.00	1,120.01
72	December 01, 2011	Short	30	-500.000000	-14,035.01	-13,240.00	795.01
			Total:	-3,000.666667	-108,191.87	-79,457.65	28,734.22

DU PONT E I DE NEMOURS & CO CO

Block #	Born date	Gain type	Days held	Shares	Cost basis	Value	Gain
13	November 22, 2011	Short	39	200.000000	9,124.00	9,156.00	32.00
14	November 22, 2011	Short	39	500.000000	22,824.99	22,890.00	65.01
15	December 05, 2011	Short	26	200.000000	9,636.00	9,156.00	-480.00
16	December 05, 2011	Short	26	100.000000	4,827.99	4,578.00	-249.99
			Total:	1,000.000000	46,412.98	45,780.00	-632.98

EDAC TECHNOLOGIES

Block #	Born date	Gain type	Days held	Shares	Cost basis	Value	Gain
1	July 06, 2011	Short	178	148,000.000000	799,200.00	1,635,400.00	836,200.00
2	September 15, 2011	Short	107	150,000.000000	7.75	1,657,500.00	1,657,492.25
			Total:	298,000.000000	799,207.75	3,292,900.00	2,493,692.25

ELI LILLY & CO COM BUY TRADE 5

Block #	Born date	Gain type	Days held	Shares	Cost basis	Value	Gain
3	December 07, 2011	Short	24	500.000000	19,755.00	20,780.00	1,025.00
4	December 07, 2011	Short	24	400.000000	15,813.99	16,624.00	810.01
5	December 13, 2011	Short	18	300.000000	11,892.99	12,468.00	575.01
6	December 13, 2011	Short	18	200.000000	7,991.99	8,312.00	320.01
7	December 13, 2011	Short	18	300.000000	12,033.00	12,468.00	435.00
8	December 13, 2011	Short	18	100.000000	4,020.99	4,156.00	135.01
9	December 14, 2011	Short	17	200.000000	8,085.99	8,312.00	226.01
			Total:	2,000.000000	79,593.95	83,120.00	3,526.05

ENERGY CORP CM BUY TRADE 500 @68.319

Block #	Born date	Gain type	Days held	Shares	Cost basis	Value	Gain
1	October 21, 2011	Short	71	500.000000	34,169.99	36,525.00	2,355.01
2	October 28, 2011	Short	64	200.000000	13,893.99	14,610.00	716.01
3	November 03, 2011	Short	58	150.000000	10,349.49	10,957.50	608.01
4	November 08, 2011	Short	53	150.000000	10,326.00	10,957.50	631.50
5	November 08, 2011	Short	53	100.000000	6,893.99	7,305.00	411.01
6	December 05, 2011	Short	26	200.000000	14,535.99	14,610.00	74.01
			Total:	1,300.000000	90,169.45	94,965.00	4,795.55

ENTERPRISE PRODUCTS PARTNERS L

Block #	Born date	Gain type	Days held	Shares	Cost basis	Value	Gain
1	August 23, 2011	Short	130	600.000000	23,400.00	27,828.00	4,428.00
2	August 23, 2011	Short	130	200.000000	7,811.99	9,276.00	1,464.01

3	August 29, 2011	Short	124	400.000000	16,509.99	18,552.00	2,042.01
4	October 19, 2011	Short	73	300.000000	13,173.99	13,914.00	740.01
5	November 03, 2011	Short	58	150.000000	6,680.49	6,957.00	276.51
6	December 01, 2011	Short	30	200.000000	9,291.99	9,276.00	-15.99
Total:				1,850.000000	76,868.45	85,803.00	8,934.55

EXELON CORPORATION COM BUY TRADE 1000 @43.2298

Block #	Born date	Gain type	Days held	Shares	Cost basis	Value	Gain
1	October 21, 2011	Short	71	1,000.000000	43,239.99	43,370.00	130.01
2	October 27, 2011	Short	65	100.000000	4,382.00	4,337.00	-45.00
3	October 27, 2011	Short	65	300.000000	13,155.99	13,011.00	-144.99
4	November 08, 2011	Short	53	200.000000	8,989.99	8,674.00	-315.99
Total:				1,600.000000	69,767.97	69,392.00	-375.97

EXXON MOBIL CORPORATION COM BU

Block #	Born date	Gain type	Days held	Shares	Cost basis	Value	Gain
10	July 07, 2011	Short	177	450.000000	37,030.49	38,142.00	1,111.51
11	August 03, 2011	Short	150	250.000000	19,274.99	21,190.00	1,915.01
Total:				700.000000	56,305.48	59,332.00	3,026.52

FERRELL GAS LP BUY TRADE 500 @20.1899

Block #	Born date	Gain type	Days held	Shares	Cost basis	Value	Gain
1	October 13, 2011	Short	79	500.000000	10,104.99	9,485.00	-619.99
2	October 13, 2011	Short	79	1,500.000000	29,949.99	28,455.00	-1,494.99
3	October 27, 2011	Short	65	500.000000	10,709.99	9,485.00	-1,224.99
4	October 31, 2011	Short	61	500.000000	10,884.99	9,485.00	-1,399.99
Total:				3,000.000000	61,649.96	56,910.00	-4,739.96

FORD MOTOR PFD 7.5% CALLABLE B

Block #	Born date	Gain type	Days held	Shares	Cost basis	Value	Gain
1	October 06, 2009	Long	816	1,500.000000	28,879.99	39,660.00	10,780.01
2	November 06, 2009	Long	785	500.000000	10,199.99	13,220.00	3,020.01
3	November 09, 2009	Long	782	500.000000	10,359.99	13,220.00	2,860.01
Total:				2,500.000000	49,439.97	66,100.00	16,660.03

FORD MOTOR PFD 7.5% CALLABLE S

Block #	Born date	Gain type	Days held	Shares	Cost basis	Value	Gain
1	August 24, 2010	Long	494	1,000.000000	25,139.99	26,440.00	1,300.01
2	August 26, 2010	Long	492	500.000000	12,564.99	13,220.00	655.01
Total:				1,500.000000	37,704.98	39,660.00	1,955.02

GENERAL DYNAMICS CORP COM BUY TRADE 500 @61.1182

Block #	Born date	Gain type	Days held	Shares	Cost basis	Value	Gain
1	September 15, 2011	Short	107	500.000000	30,569.99	33,205.00	2,635.01
2	October 19, 2011	Short	73	200.000000	12,637.99	13,282.00	644.01
Total:				700.000000	43,207.98	46,487.00	3,279.02

GOOGLE INC CL A BUY TRADE 100

Block #	Born date	Gain type	Days held	Shares	Cost basis	Value	Gain
21	October 31, 2011	Short	61	50.000000	29,948.99	32,295.00	2,346.01
22	November 04, 2011	Short	57	50.000000	29,967.99	32,295.00	2,327.01
23	November 08, 2011	Short	53	20.000000	12,233.79	12,918.00	684.21

24	December 22, 2011	Short	9	40.000000	25,271.59	25,836.00	564.41
			Total:	160.000000	97,422.36	103,344.00	5,921.64

HECKMANN CORP COM BUY TRADE 1000 @6.5499

Block #	Born date	Gain type	Days held	Shares	Cost basis	Value	Gain
1	December 15, 2011	Short	16	1,000.000000	6,559.99	6,650.00	90.01
2	December 15, 2011	Short	16	1,000.000000	6,539.99	6,650.00	110.01
3	December 15, 2011	Short	16	1,000.000000	6,449.99	6,650.00	200.01
4	December 16, 2011	Short	15	1,000.000000	6,719.99	6,650.00	-69.99
5	December 16, 2011	Short	15	1,000.000000	6,639.99	6,650.00	10.01
6	December 16, 2011	Short	15	500.000000	3,305.00	3,325.00	20.00
7	December 16, 2011	Short	15	500.000000	3,314.99	3,325.00	10.01
8	December 21, 2011	Short	10	800.000000	5,480.00	5,320.00	-160.00
9	December 21, 2011	Short	10	200.000000	1,379.99	1,330.00	-49.99
			Total:	7,000.000000	46,389.93	46,550.00	160.07

INTUITIVE SURGICAL INC COM BUY TRADE 50 @428.8025

Block #	Born date	Gain type	Days held	Shares	Cost basis	Value	Gain
2	October 24, 2011	Short	68	50.000000	21,450.49	23,150.50	1,700.01
3	October 27, 2011	Short	65	50.000000	21,619.99	23,150.50	1,530.51
4	November 08, 2011	Short	53	30.000000	13,203.69	13,890.30	686.61
5	December 22, 2011	Short	9	30.000000	13,401.99	13,890.30	488.31
			Total:	160.000000	69,676.16	74,081.60	4,405.44

\$IPO: B&G FOODS INC COM BUY TR

Block #	Born date	Gain type	Days held	Shares	Cost basis	Value	Gain
17	August 09, 2011	Short	144	100.000000	1,686.00	2,407.00	721.00
18	August 18, 2011	Short	135	500.000000	8,504.99	12,035.00	3,530.01
19	October 13, 2011	Short	79	216.000000	3,780.00	5,199.12	1,419.12
20	October 13, 2011	Short	79	284.000000	4,979.99	6,835.88	1,855.89
21	October 19, 2011	Short	73	500.000000	9,164.99	12,035.00	2,870.01
22	November 03, 2011	Short	58	80.000000	1,732.00	1,925.60	193.60
23	November 03, 2011	Short	58	320.000000	6,947.59	7,702.40	754.81
			Total:	2,000.000000	36,795.56	48,140.00	11,344.44

\$IPO: VISA INC CLASS A BUY TRA

Block #	Born date	Gain type	Days held	Shares	Cost basis	Value	Gain
16	June 10, 2011	Short	204	400.000000	30,127.99	40,612.00	10,484.01
17	July 22, 2011	Short	162	100.000000	8,954.99	10,153.00	1,198.01
18	September 15, 2011	Short	107	150.000000	13,590.99	15,229.50	1,638.51
19	September 16, 2011	Short	106	100.000000	9,105.99	10,153.00	1,047.01
20	October 21, 2011	Short	71	100.000000	9,280.99	10,153.00	872.01
21	October 28, 2011	Short	64	150.000000	14,256.99	15,229.50	972.51
			Total:	1,000.000000	85,317.94	101,530.00	16,212.06

JOHNSON & JOHNSON COM BUY TRAD

Block #	Born date	Gain type	Days held	Shares	Cost basis	Value	Gain
1	August 17, 2011	Short	136	300.000000	19,254.00	19,674.00	420.00
2	August 17, 2011	Short	136	200.000000	12,845.99	13,116.00	270.01
3	August 23, 2011	Short	130	500.000000	32,144.99	32,790.00	645.01
4	September 06, 2011	Short	116	500.000000	32,224.99	32,790.00	565.01

Total: 1,500.000000 96,469.97 98,370.00 1,900.03

KILROY REALTY CORP COM BUY TRA							
Block #	Born date	Gain type	Days held	Shares	Cost basis	Value	Gain
3	August 17, 2011	Short	136	500.000000	17,929.99	19,035.00	1,105.01
4	August 29, 2011	Short	124	500.000000	17,614.99	19,035.00	1,420.01
5	September 08, 2011	Short	114	500.000000	17,669.99	19,035.00	1,365.01
6	December 22, 2011	Short	9	200.000000	7,605.99	7,614.00	8.01
Total:				1,700.000000	60,820.96	64,719.00	3,898.04

KINDER MORGAN ENERGY PARTNERS							
Block #	Born date	Gain type	Days held	Shares	Cost basis	Value	Gain
1	June 29, 2011	Short	185	300.000000	21,598.99	25,485.00	3,886.01
2	July 15, 2011	Short	169	100.000000	7,351.99	8,495.00	1,143.01
3	August 03, 2011	Short	150	300.000000	20,724.99	25,485.00	4,760.01
4	December 16, 2011	Short	15	300.000000	24,003.99	25,485.00	1,481.01
Total:				1,000.000000	73,679.97	84,950.00	11,270.03

KLA-TENCOR CORP COM BUY TRADE 800 @39.1296							
Block #	Born date	Gain type	Days held	Shares	Cost basis	Value	Gain
2	September 16, 2011	Short	106	200.000000	7,936.99	9,650.00	1,713.01
3	September 26, 2011	Short	96	300.000000	11,808.99	14,475.00	2,666.01
4	October 19, 2011	Short	73	300.000000	13,248.99	14,475.00	1,226.01
5	October 24, 2011	Short	68	200.000000	9,009.99	9,650.00	640.01
Total:				1,000.000000	42,004.96	48,250.00	6,245.04

L-3 COMMUNICATIONS CORP COM BU							
Block #	Born date	Gain type	Days held	Shares	Cost basis	Value	Gain
9	August 29, 2011	Short	124	100.000000	6,571.00	6,668.00	97.00
10	October 18, 2011	Short	74	100.000000	6,908.00	6,668.00	-240.00
11	October 18, 2011	Short	74	100.000000	6,920.99	6,668.00	-252.99
12	November 03, 2011	Short	58	300.000000	20,460.99	20,004.00	-456.99
Total:				600.000000	40,860.98	40,008.00	-852.98

LINCARE HLDGS INC COM BUY TRADE 1000 @22.83							
Block #	Born date	Gain type	Days held	Shares	Cost basis	Value	Gain
1	September 30, 2011	Short	92	500.000000	11,420.00	12,855.00	1,435.00
2	October 05, 2011	Short	87	1,000.000000	21,529.99	25,710.00	4,180.01
3	October 11, 2011	Short	81	400.000000	8,796.00	10,284.00	1,488.00
4	October 11, 2011	Short	81	100.000000	2,208.99	2,571.00	362.01
5	October 18, 2011	Short	74	500.000000	11,209.99	12,855.00	1,645.01
6	October 19, 2011	Short	73	500.000000	11,504.99	12,855.00	1,350.01
7	October 20, 2011	Short	72	500.000000	11,489.99	12,855.00	1,365.01
8	October 24, 2011	Short	68	500.000000	11,824.99	12,855.00	1,030.01
Total:				4,000.000000	89,984.94	102,840.00	12,855.06

LKQ CORP COM BUY TRADE 1100 @2							
--------------------------------	--	--	--	--	--	--	--

Block #	Born date	Gain type	Days held	Shares	Cost basis	Value	Gain
9	July 06, 2011	Short	178	500.000000	13,554.99	15,040.00	1,485.01
10	July 15, 2011	Short	169	400.000000	10,377.99	12,032.00	1,654.01
11	August 01, 2011	Short	152	500.000000	12,275.00	15,040.00	2,765.00
12	August 01, 2011	Short	152	100.000000	2,464.99	3,008.00	543.01
			Total:	1,500.000000	38,672.97	45,120.00	6,447.03

LOUISIANA PAC CORP COM BUY TRA							
Block #	Born date	Gain type	Days held	Shares	Cost basis	Value	Gain
32	October 14, 2011	Short	78	1,000.000000	6,143.33	8,070.00	1,926.67
33	October 20, 2011	Short	72	1,500.000000	9,564.99	12,105.00	2,540.01
34	October 24, 2011	Short	68	1,000.000000	6,949.99	8,070.00	1,120.01
35	October 24, 2011	Short	68	1,000.000000	6,899.99	8,070.00	1,170.01
36	November 03, 2011	Short	58	700.000000	4,545.99	5,649.00	1,103.01
37	November 14, 2011	Short	47	800.000000	5,473.99	6,456.00	982.01
38	November 15, 2011	Short	46	1,000.000000	7,009.99	8,070.00	1,060.01
39	November 16, 2011	Short	45	1,000.000000	7,099.99	8,070.00	970.01
40	December 29, 2011	Short	2	1,000.000000	8,119.99	8,070.00	-49.99
			Total:	9,000.000000	61,808.25	72,630.00	10,821.75

MAGELLAN MIDSTREAM PARTNERS CO							
Block #	Born date	Gain type	Days held	Shares	Cost basis	Value	Gain
1	August 05, 2011	Short	148	400.000000	21,945.99	27,552.00	5,606.01
2	August 05, 2011	Short	148	700.000000	38,124.99	48,216.00	10,091.01
			Total:	1,100.000000	60,070.98	75,768.00	15,697.02

MASTERCARD INCORP							
Block #	Born date	Gain type	Days held	Shares	Cost basis	Value	Gain
1	July 06, 2011	Short	178	7,500.000000	272.00	2,796,150.00	2,795,878.00
			Total:	7,500.000000	272.00	2,796,150.00	2,795,878.00

MEDIVATION, INC.							
Block #	Born date	Gain type	Days held	Shares	Cost basis	Value	Gain
1	July 19, 2011	Short	165	9,000.000000	204,840.00	414,990.00	210,150.00
			Total:	9,000.000000	204,840.00	414,990.00	210,150.00

MERCADOLIBRE INC COM BUY TRADE							
Block #	Born date	Gain type	Days held	Shares	Cost basis	Value	Gain
8	December 07, 2011	Short	24	400.000000	37,965.99	31,816.00	-6,149.99
9	December 08, 2011	Short	23	200.000000	18,161.99	15,908.00	-2,253.99
10	December 21, 2011	Short	10	100.000000	8,186.99	7,954.00	-232.99
			Total:	700.000000	64,314.97	55,678.00	-8,636.97

MOBILE TELESYSTEMS COM BUY TRA							
Block #	Born date	Gain type	Days held	Shares	Cost basis	Value	Gain
6	November 29, 2011	Short	32	800.000000	12,903.99	11,744.00	-1,159.99
7	December 06, 2011	Short	25	500.000000	7,780.00	7,340.00	-440.00
8	December 06, 2011	Short	25	500.000000	7,789.99	7,340.00	-449.99
9	December 08, 2011	Short	23	700.000000	10,544.99	10,276.00	-268.99
10	December 12, 2011	Short	19	500.000000	7,229.99	7,340.00	110.01
			Total:	3,000.000000	46,248.96	44,040.00	-2,208.96

PENGROWTH ENERGY TR COM BUY TR

Block #	Born date	Gain type	Days held	Shares	Cost basis	Value	Gain
14	April 18, 2011	Short	257	500.000000	6,644.99	5,265.00	-1,379.99
15	April 20, 2011	Short	255	200.000000	2,716.00	2,106.00	-610.00
16	April 20, 2011	Short	255	300.000000	4,080.99	3,159.00	-921.99
17	May 09, 2011	Short	236	400.000000	5,300.00	4,212.00	-1,088.00
18	May 09, 2011	Short	236	100.000000	1,325.00	1,053.00	-272.00
19	May 09, 2011	Short	236	500.000000	6,634.99	5,265.00	-1,369.99
20	June 09, 2011	Short	205	1,000.000000	12,739.99	10,530.00	-2,209.99
21	August 05, 2011	Short	148	100.000000	1,078.00	1,053.00	-25.00
22	August 05, 2011	Short	148	900.000000	9,720.99	9,477.00	-243.99
23	August 05, 2011	Short	148	1,000.000000	10,759.99	10,530.00	-229.99
24	August 23, 2011	Short	130	1,000.000000	10,769.99	10,530.00	-239.99
25	October 12, 2011	Short	80	1,000.000000	9,639.99	10,530.00	890.01
Total:				7,000.000000	81,410.93	73,710.00	-7,700.92

PFIZER INC COM BUY TRADE 3000

Block #	Born date	Gain type	Days held	Shares	Cost basis	Value	Gain
5	August 09, 2011	Short	144	500.000000	8,652.00	10,820.00	2,168.00
6	August 23, 2011	Short	130	500.000000	9,039.99	10,820.00	1,780.01
Total:				1,000.000000	17,691.99	21,640.00	3,948.01

PLAINS ALL AMERICAN PIPELINE C

Block #	Born date	Gain type	Days held	Shares	Cost basis	Value	Gain
1	August 03, 2011	Short	150	400.000000	24,756.00	29,380.00	4,624.00
2	August 03, 2011	Short	150	200.000000	12,389.99	14,690.00	2,300.01
3	August 17, 2011	Short	136	200.000000	12,204.00	14,690.00	2,486.00
4	August 17, 2011	Short	136	100.000000	6,111.99	7,345.00	1,233.01
5	September 07, 2011	Short	115	200.000000	12,071.99	14,690.00	2,618.01
Total:				1,100.000000	67,533.97	80,795.00	13,261.03

POWERSHARES US DOLLAR INDEX BULLISH FUND BUY TRADE 5000 @22.1399

Block #	Born date	Gain type	Days held	Shares	Cost basis	Value	Gain
2	October 07, 2011	Short	85	2,500.000000	55,455.00	56,175.00	720.00
3	October 18, 2011	Short	74	2,500.000000	54,784.99	56,175.00	1,390.01
4	October 20, 2011	Short	72	900.000000	19,674.00	20,223.00	549.00
5	October 20, 2011	Short	72	600.000000	13,125.99	13,482.00	356.01
6	October 20, 2011	Short	72	600.000000	13,098.00	13,482.00	384.00
7	October 20, 2011	Short	72	400.000000	8,741.99	8,988.00	246.01
8	November 02, 2011	Short	59	1,500.000000	32,610.00	33,705.00	1,095.00
9	November 02, 2011	Short	59	1,000.000000	21,749.99	22,470.00	720.01
10	December 08, 2011	Short	23	2,500.000000	55,509.99	56,175.00	665.01
11	December 28, 2011	Short	3	1,000.000000	22,589.99	22,470.00	-119.99
12	December 28, 2011	Short	3	1,000.000000	22,539.99	22,470.00	-69.99
Total:				14,500.000000	319,879.92	325,815.00	5,935.07

POWERSHARES UUP Jan 19 13 21.0 C BUY TRADE 1 @2

Block #	Born date	Gain type	Days held	Contracts	Cost basis	Value	Gain
1	December 30, 2011	Short	1	1	200.00	200.00	0.00
2	December 30, 2011	Short	1	29	5,858.00	5,800.00	-58.00

Total: 30 6,058.00 6,000.00 -58.00

PPL CORPORATION COM BUY TRADE 1300 @29.3088

Block #	Born date	Gain type	Days held	Shares	Cost basis	Value	Gain
1	October 21, 2011	Short	71	1,300.000000	38,103.00	38,246.00	143.00
2	October 21, 2011	Short	71	200.000000	5,871.99	5,884.00	12.01
3	October 28, 2011	Short	64	300.000000	8,913.99	8,826.00	-87.99
4	November 03, 2011	Short	58	400.000000	12,041.99	11,768.00	-273.99
5	November 04, 2011	Short	57	300.000000	8,928.99	8,826.00	-102.99
6	December 07, 2011	Short	24	400.000000	11,708.00	11,768.00	60.00
7	December 07, 2011	Short	24	100.000000	2,936.99	2,942.00	5.01
Total:				3,000.000000	88,504.95	88,260.00	-244.95

PREMIER EXHIBITIONS INC COM BU

Block #	Born date	Gain type	Days held	Shares	Cost basis	Value	Gain
2	August 26, 2010	Long	492	2,644.000000	4,582.64	6,477.80	1,895.16
3	August 27, 2010	Long	491	7,000.000000	12,819.99	17,150.00	4,330.01
4	August 31, 2010	Long	487	6,356.000000	10,878.75	15,572.20	4,693.45
5	November 04, 2010	Long	422	5,000.000000	10,009.99	12,250.00	2,240.01
6	November 08, 2010	Long	418	1,100.000000	2,233.00	2,695.00	462.00
7	November 08, 2010	Long	418	2,900.000000	5,867.99	7,105.00	1,237.01
Total:				25,000.000000	46,392.36	61,250.00	14,857.64

PROLOGIS COM BUY TRADE 2000 @1

Block #	Born date	Gain type	Days held	Shares	Cost basis	Value	Gain
4	September 08, 2011	Short	114	500.000000	13,534.99	14,295.00	760.01
5	September 15, 2011	Short	107	500.000000	13,704.99	14,295.00	590.01
6	October 27, 2011	Short	65	500.000000	14,774.99	14,295.00	-479.99
7	December 01, 2011	Short	30	300.000000	8,274.99	8,577.00	302.01
8	December 22, 2011	Short	9	200.000000	5,815.99	5,718.00	-97.99
Total:				2,000.000000	56,105.95	57,180.00	1,074.05

SANOFI ADR BUY TRADE 100 @31.67

Block #	Born date	Gain type	Days held	Shares	Cost basis	Value	Gain
1	September 12, 2011	Short	110	100.000000	3,176.99	3,654.00	477.01
2	September 12, 2011	Short	110	1,900.000000	60,154.00	69,426.00	9,272.00
3	October 05, 2011	Short	87	1,000.000000	32,419.99	36,540.00	4,120.01
Total:				3,000.000000	95,750.98	109,620.00	13,869.02

SOUTHERN COPPER CORP COM BUY T

Block #	Born date	Gain type	Days held	Shares	Cost basis	Value	Gain
8	November 08, 2011	Short	53	300.000000	9,894.99	9,054.00	-840.99
9	November 08, 2011	Short	53	500.000000	16,294.99	15,090.00	-1,204.99
10	December 01, 2011	Short	30	300.000000	9,375.99	9,054.00	-321.99
Total:				1,100.000000	35,565.97	33,198.00	-2,367.97

SUN CMNTYS INC COM BUY TRADE 6

Block #	Born date	Gain type	Days held	Shares	Cost basis	Value	Gain
5	July 01, 2011	Short	183	200.000000	7,612.66	7,306.00	-306.66
6	July 08, 2011	Short	176	300.000000	11,517.99	10,959.00	-558.99
7	August 18, 2011	Short	135	500.000000	17,849.99	18,265.00	415.01

8	November 02, 2011	Short	59	400.000000	15,061.99	14,612.00	-449.99
			Total:	1,400.000000	52,042.63	51,142.00	-900.63

UIL HOLDINGS CORPORATION COM BUY TRADE 1000 @33.48

Block #	Born date	Gain type	Days held	Shares	Cost basis	Value	Gain
1	October 21, 2011	Short	71	1,000.000000	33,489.99	35,370.00	1,880.01
2	October 27, 2011	Short	65	200.000000	6,854.00	7,074.00	220.00
3	October 27, 2011	Short	65	300.000000	10,293.99	10,611.00	317.01
4	November 04, 2011	Short	57	378.000000	12,765.06	13,369.86	604.80
5	November 04, 2011	Short	57	122.000000	4,131.15	4,315.14	183.99
6	November 08, 2011	Short	53	500.000000	17,114.99	17,685.00	570.01
			Total:	2,500.000000	84,649.18	88,425.00	3,775.82

VERIZON COMMUNICATIONS COM BUY

Block #	Born date	Gain type	Days held	Shares	Cost basis	Value	Gain
14	August 12, 2011	Short	141	1,500.000000	51,459.99	60,180.00	8,720.01
			Total:	1,500.000000	51,459.99	60,180.00	8,720.01

WESTPAC BKG CORP SPONSORED ADR BUY TRADE 7 @106.64

Block #	Born date	Gain type	Days held	Shares	Cost basis	Value	Gain
2	November 14, 2011	Short	47	200.000000	21,341.08	20,480.00	-861.08
3	November 15, 2011	Short	46	100.000000	10,768.99	10,240.00	-528.99
4	November 15, 2011	Short	46	100.000000	10,722.99	10,240.00	-482.99
			Total:	400.000000	42,833.06	40,960.00	-1,873.06

01/05/2012 18:23:04

Account: 400 - Income						
Date	Debit	Credit	Balance	Remarks	Transaction	
December 13, 2011	2,204.64		229.65	5,520,771.83	Sell of BUNGE LTD COM BUY TRADE 200 @4, Goldman Sachs account, 500.000000sh./ct., 29,285.00, 9.99 com....	
December 13, 2011	739.99			5,520,031.84	Sell of ATY OIL & GAS CORP COM BUY TRA, Goldman Sachs account, 1,000.000000sh./ct., 6,610.00, 9.99 com....	
December 13, 2011	4,961.49			5,515,064.34	Sell of SPDR GOLD TR GOLD SHS ETF BUY, Goldman Sachs account, 350.000000sh./ct., 84,385.00	
December 13, 2011	1,147.99			5,514,816.36	Sell of SPDR GOLD TR GOLD SHS ETF BUY, Goldman Sachs account, 200.000000sh./ct., 32,142.00, 9.99 com....	
December 13, 2011	1,996.65			5,512,819.71	Sell of BANK MONTREAL QUE COM BUY TRADE 100 @18.9582, Goldman Sachs account, 400.000000sh./ct.,	
December 15, 2011	79.82			5,512,740.89	Qualified dividend-Cash for PENGROWTH ENERGY TR COM BUY TR, Goldman Sachs account, 79.82, PENGROWTH....	
December 15, 2011	472.11			5,513,213.00	Qualified dividend-Cash for PENGROWTH ENERGY TR COM BUY TR, Goldman Sachs account, 472.11, PENGROWTH....	
December 15, 2011	450.00			5,513,671.00	Qualified dividend-Cash for 1 COMMUNICATIONS CORP COM BUY TRADE 200 @1.25, Goldman Sachs account, 450.00, 1.3 COMM....	
December 15, 2011	1,500.00			5,515,171.00	FERRELL GAS LP PARTNERSHIP DISTRIBUTION PAID 1500 FOR 3000 SHARES ON PAYABLE DATE 12/15/2011 AND RECORD DATE 12/08/2011	
December 16, 2011	0.35			5,515,171.35	TDAM MUNICIPAL PORTFOLIO CLASS A LONG TERM GAIN DISTRIBUTION PAID .35 FOR 352161.74 SHARES ON PAYABLE DATE 12/16/2011 AND RECORD DATE 12/14/2011	
December 16, 2011	171.20			5,515,000.15	Qualified dividend-Cash for TDAM MUNICIPAL PORTFOLIO CLASS, Goldman Sachs account, 1,000.000000sh./ct., 14,472.00	
December 16, 2011	266.79			5,514,733.36	Sell of PROSHARES ULTRASHORT S&P 500 B, Goldman Sachs account, 1,200.000000sh./ct., 24,708.00, 9.99 ...	
December 16, 2011	489.00			5,514,244.36	Sell of CEMEREN CORP COM BUY TRADE 500, Goldman Sachs account, 100.000000sh./ct., 5,609.00	
December 16, 2011	1,476.99			5,512,767.37	Sell of CEMEREN CORP COM BUY TRADE 500, Goldman Sachs account, 300.000000sh./ct., 14,827.00, 9.99 com....	
December 16, 2011	1,507.99			5,511,259.38	Sell of WESTPAC BKG CORP SPONSORED ADR BUY TRADE 7 @106.64, Goldman Sachs account, 200.000000sh./ct.,	
December 16, 2011	5,532.01			5,513,999.39	Sell of PRYZER INC COM BUY TRADE 2000, Goldman Sachs account, 2,000.000000sh./ct., 42,400.00, 9.99 com....	
December 16, 2011	3,223.30			420.31	5,510,776.40	Sell of BUNGE LTD COM BUY TRADE 200 @8, Goldman Sachs account, 500.000000sh./ct., 28,455.00, 9.99 com....
December 19, 2011				5,511,371.42	607.02	
December 20, 2011	2,298.97			5,509,072.45	Sell of PROSHARES ULTRASHORT S&P 500 B, Goldman Sachs account, 2,500.000000sh./ct., 49,475.00, 9.99 ...	
December 20, 2011	1,749.96			5,507,322.49	Sell of PROSHARES ULTRASHORT S&P 500 B, Goldman Sachs account, 2,500.000000sh./ct., 49,450.00, 9.99 ...	
December 20, 2011	2,969.98			5,504,352.51	Sell of PROSHARES ULTRASHORT S&P 500 B, Goldman Sachs account, 2,500.000000sh./ct., 49,950.00, 9.99 ...	
December 20, 2011	2,060.99			5,502,291.52	Sell of PROSHARES ULTRASHORT S&P 500 B, Goldman Sachs account, 1,800.000000sh./ct., 35,964.00	
December 20, 2011	229.00			5,502,062.52	Sell of PROSHARES ULTRASHORT S&P 500 B, Goldman Sachs account, 200.000000sh./ct., 3,996.00	
December 20, 2011	462.49			5,501,600.03	Sell of PROSHARES ULTRASHORT S&P 500 B, Goldman Sachs account, 500.000000sh./ct., 9,990.00, 9.99 com....	
December 20, 2011	2,157.47			5,499,442.56	Sell of PROSHARES ULTRASHORT S&P 500 B, Goldman Sachs account, 2,500.000000sh./ct., 50,050.00, 9.99 ...	
December 20, 2011	1,992.48			5,497,450.08	Sell of PROSHARES ULTRASHORT S&P 500 B, Goldman Sachs account, 2,500.000000sh./ct., 50,075.00, 9.99 ...	
December 20, 2011	1,782.47			5,495,667.61	Sell of PROSHARES ULTRASHORT S&P 500 B, Goldman Sachs account, 2,500.000000sh./ct., 50,150.00, 9.99 ...	
December 21, 2011	854.97			5,494,812.64	Sell of PROSHARES ULTRASHORT S&P 500 B, Goldman Sachs account, 5,000.000000sh./ct., 99,700.00, 9.99 ...	
December 21, 2011	144.00			5,494,668.64	Sell of PROSHARES ULTRASHORT S&P 500 B, Goldman Sachs account, 1,000.000000sh./ct., 20,030.00	
December 21, 2011	225.98			5,494,442.66	Sell of PROSHARES ULTRASHORT S&P 500 B, Goldman Sachs account, 1,500.000000sh./ct., 30,045.00, 9.99 ...	
December 22, 2011	390.02			5,494,832.68	Sell of SPDR TR UNIT SER 1 BUY TRADE 2, Goldman Sachs account, 1,000.000000sh./ct., 125,090.00, 9.99 ...	
December 23, 2011	525.00			5,495,357.68	Qualified dividend-Cash for AMERICAN TOWER CORP CLASS A CO, Goldman Sachs account, 525.00, 9.99, AME....	
December 23, 2011	1,105.02			5,496,462.69	Sell of SPDR TR UNIT SER 1 BUY TRADE 2, Goldman Sachs account, 1,000.000000sh./ct., 126,080.00, 9.99 ...	
December 26, 2011	3.09			2,885.34	5,499,344.94	Sell of PREMIER EXHIBITIONS INC COM BU, Goldman Sachs account, 5,356.000000sh./ct., 12,211.66, 9.99 ...
December 28, 2011	355.01			5,499,699.96	Sell of PRYZER INC COM BUY TRADE 2000, Goldman Sachs account, 1,000.000000sh./ct., 125,330.00, 9.99 ...	
December 29, 2011	504.00			5,500,203.96	PROLOGIS COM ORDINARY DIVIDEND PAID 504 FOR 1800 SHARES ON PAYABLE DATE 12/29/2011 AND RECORD DATE 12/19/2011	
December 29, 2011	620.00			5,499,583.96	Sell of MOBILE TELESYSTEMS COM BUY TRA, Goldman Sachs account, 200.000000sh./ct., 2,836.00	
December 30, 2011	3,099.99			5,496,483.97	Qualified dividend-Cash for ARCCOS DORADOS HOLDINGS COM BUY TRADE 2000 @1.25, Goldman Sachs account, 504.00, PROLOGIS....	
December 30, 2011	119.40			5,496,603.37	ARCCOS DORADOS HOLDINGS COM QUALIFIED DIVIDEND PAID 119.4 FOR 2000 SHARES ON PAYABLE DATE 12/30/2011 AND RECORD DATE 12/28/2011	
December 30, 2011	1,120.00			5,497,723.37	AMEREN CORP CM QUALIFIED DIVIDEND PAID 1120 FOR 2800 SHARES ON PAYABLE DATE 12/30/2011 AND RECORD DATE 12/07/2011	
December 30, 2011	374,181.12			673,770.82	5,797,313.41	Valuation ENTERPRISE PRODUCTS PARTNERS L on Goldman Sachs @ 46.3900000, PRYZER INC COM BUY TRADE 30....
December 31, 2011	1,867.92			5,795,445.49	Dividend, Goldman Sachs account, 0.35	
December 31, 2011					G/L entry, debt 40124 - Unrealized Gain acct., 1,867.92 USD	
Total	465,057.92			725,284.30	5,795,445.49	

Account: 500 - Expense						
Date	Debit	Credit	Balance	Remarks	Transaction	
December 01, 2011				887,143.46	Beginning balance	
December 30, 2011	80.50			-887,223.96	Adj for miscd. reconciling items	
December 30, 2011	1,351.75			-885,872.22	Incrnt. Fee, Partner 01 - 1,251,749.92, final charge	
December 30, 2011	196.76			-885,675.46	Incrnt. Fee, Partner 02 - 196,358.1145, final charge	
December 30, 2011	3,283.00			-882,392.46	Incrnt. Fee, Partner 03 - 3,283,000.7124, final charge	
December 30, 2011	133.47			-882,525.93	Incrnt. Fee, Partner 04 - 133,472.9373, final charge	
December 30, 2011	127.84			-882,131.15	Incrnt. Fee, Partner 05 - 127,836.77287, final charge	
December 30, 2011	1,636.73			-880,494.42	Incrnt. Fee, Partner 06 - 1,636,731.68772, final charge	
December 30, 2011	2,560.24			-877,934.18	Incrnt. Fee, Partner 07 - 2,560,236.6873, final charge	
December 30, 2011	131.10			-877,794.08	Incrnt. Fee, Partner 09 - 131,000.9978, final charge	
December 30, 2011	275.95			-877,518.13	Incrnt. Fee, Partner 10 - 275,932.81, final charge	
December 30, 2011	24.72			-877,493.41	Incrnt. Fee, Partner 11 - 24,719.9355, final charge	
December 31, 2011	2,561.00			-880,054.41	Accrue 8,000 total for audit and 1,500 1 month SAM fee - total 9,500 less audit retainer paid Dec of 2020	
December 31, 2011	2,561.00			-880,054.41	G/L entry, debt 5012 - Expense acct., 2,561.00 USD, Accrue 8,000 total for audit and 1,500 1 month....	
Total	6,832,082.12			7,099,397.95		

01/05/2012 18:30:50



Alpha Sample Fund, L.P.
1800 Century Park East
Los Angeles, CA 90067

G/L Listing by Transactions

for period: 12/01/2011 - 12/31/2011

Date: 12/01/2011			
12/01/2011 - Buy of PROLOGIS COM BUY TRADE 2000 @1, Goldman Sachs account, block #7, 300.000000sh./ct., 8,265.00, 9.99 comm.			
Account number	Account name	Debit	Credit
1010	Goldman Sachs		8,274.99
103222127	Cost block #7	8,274.99	0.00
Totals:		8,274.99	8,274.99
12/01/2011 - Buy of ENTERPRISE PRODUCTS PARTNERS L, Goldman Sachs account, block #6, 200.000000sh./ct., 9,282.00, 9.99 comm.			
Account number	Account name	Debit	Credit
1010	Goldman Sachs		9,291.99
103225126	Cost block #6	9,291.99	0.00
Totals:		9,291.99	9,291.99
12/01/2011 - Buy of SOUTHERN COPPER CORP COM BUY T, Goldman Sachs account, block #10, 300.000000sh./ct., 9,366.00, 9.99 comm.			
Account number	Account name	Debit	Credit
1010	Goldman Sachs		9,375.99
1032234210	Cost block #10	9,375.99	0.00
Totals:		9,375.99	9,375.99
12/01/2011 - Buy of SPRINT NEXTEL CORP COM BUY TRA, Goldman Sachs account, block #15, 2,500.000000sh./ct., 6,975.00, 9.99 comm.			
Account number	Account name	Debit	Credit
1010	Goldman Sachs		6,984.99
1032171215	Cost block #15	6,984.99	0.00
Totals:		6,984.99	6,984.99
12/01/2011 - Buy of WAL-MART STORES WMT Jan 21 12, Goldman Sachs account, 20sh./ct., 300.00, 24.99 comm.			
Account number	Account name	Debit	Credit
302	Undistributed gains/losses	6,159.21	6,050.02
1010	Goldman Sachs		324.99
40122	STCG		6,050.02
40124	Unrealized Gain	6,159.21	0.00
20925421	Cost block #1	6,375.01	0.00
20925431	Unrlzd. gain block #1		6,159.21
Totals:		12,534.22	12,534.22
12/01/2011 - Buy of CONOCOPHILLIPS CORP COM BUY TR, Goldman Sachs account, block #5, 200.000000sh./ct., 14,338.00, 9.99 comm.			
Account number	Account name	Debit	Credit
1010	Goldman Sachs		14,347.99
103215625	Cost block #5	14,347.99	0.00
Totals:		14,347.99	14,347.99
12/01/2011 - Buy of ATP OIL & GAS CORP COM BUY TRA, Goldman Sachs account, block #129, 1,000.000000sh./ct., 7,540.00, 9.99 comm.			
Account number	Account name	Debit	Credit
1010	Goldman Sachs		7,549.99
10321112129	Cost block #129	7,549.99	0.00
Totals:		7,549.99	7,549.99
12/01/2011 - Buy of ARCELORMITTAL CL A CL A NY REGISTRY BUY TRADE 1500 @18.8684, Goldman Sachs account, block #11, 500.000000sh./c...			
Account number	Account name	Debit	Credit
1010	Goldman Sachs		9,669.99
1032254211	Cost block #11	9,669.99	0.00
Totals:		9,669.99	9,669.99
12/01/2011 - Buy of DIAMONDS TRUST SERIES I COM BU, Goldman Sachs account, block #3, 300.000000sh./ct., 36,108.00			
Account number	Account name	Debit	Credit
1010	Goldman Sachs		36,108.00
10326823	Cost block #3	36,108.00	0.00
Totals:		36,108.00	36,108.00
12/01/2011 - Buy of DIAMONDS TRUST SERIES I COM BU, Goldman Sachs account, block #4, 700.000000sh./ct., 84,259.00, 9.99 comm.			
Account number	Account name	Debit	Credit
1010	Goldman Sachs		84,268.99
10326824	Cost block #4	84,268.99	0.00
Totals:		84,268.99	84,268.99
12/01/2011 - Qualified dividend-Cash for ENTERGY CORP CM BUY TRADE 500 @68.319, Goldman Sachs account, 705.50, ENTERGY CORP CM QUA...			
Account number	Account name	Debit	Credit
302	Undistributed gains/losses		705.50
1010	Goldman Sachs	320.68	0.00
1010	Goldman Sachs	64.14	0.00
1010	Goldman Sachs	96.20	0.00
1010	Goldman Sachs	96.20	0.00
1010	Goldman Sachs	128.27	0.00
40119	Qualified dividend		320.68

12/01/2011 - Qualified dividend-Cash for ENTERGY CORP CM BUY TRADE 500 @68.319, Goldman Sachs account, 705.50, ENTERGY CORP CM QUA...				
Account number	Account name	Debit	Credit	
40119	Qualified dividend		0.00	64.14
40119	Qualified dividend		0.00	96.20
40119	Qualified dividend		0.00	96.20
40119	Qualified dividend		0.00	128.27
Totals:			705.50	705.50

12/01/2011 - Qualified dividend-Cash for AVON PRODUCTS INC COM BUY TRADE 1500 @21.989, Goldman Sachs account, 690.00, AVON PRODUCT...				
Account number	Account name	Debit	Credit	
302	Undistributed gains/losses		0.00	690.00
1010	Goldman Sachs		138.00	0.00
1010	Goldman Sachs		138.00	0.00
1010	Goldman Sachs		138.00	0.00
1010	Goldman Sachs		230.00	0.00
1010	Goldman Sachs		46.00	0.00
40119	Qualified dividend		0.00	46.00
40119	Qualified dividend		0.00	230.00
40119	Qualified dividend		0.00	138.00
40119	Qualified dividend		0.00	138.00
40119	Qualified dividend		0.00	138.00
Totals:			690.00	690.00

12/01/2011 - Qualified dividend-Cash for AFLAC INC CM BUY TRADE 1000 @35.9074, Goldman Sachs account, 330.00, AFLAC INC CM QUALIFI...				
Account number	Account name	Debit	Credit	
302	Undistributed gains/losses		0.00	330.00
1010	Goldman Sachs		330.00	0.00
40119	Qualified dividend		0.00	330.00
Totals:			330.00	330.00

12/01/2011 - Qualified dividend-Cash for KLA-TENCOR CORP COM BUY TRADE 800 @39.1296, Goldman Sachs account, 525.00, KLA-TENCOR COR...				
Account number	Account name	Debit	Credit	
302	Undistributed gains/losses		0.00	525.00
1010	Goldman Sachs		105.00	0.00
1010	Goldman Sachs		157.50	0.00
1010	Goldman Sachs		157.50	0.00
1010	Goldman Sachs		105.00	0.00
40119	Qualified dividend		0.00	105.00
40119	Qualified dividend		0.00	157.50
40119	Qualified dividend		0.00	157.50
40119	Qualified dividend		0.00	105.00
Totals:			525.00	525.00

12/01/2011 - Sell of SPDR TR UNIT SER 1 BUY TRADE 2, Goldman Sachs account, 1,000.000000sh./ct., 124,700.00, 9.99 comm.				
Account number	Account name	Debit	Credit	
302	Undistributed gains/losses		530.01	230.02
1010	Goldman Sachs		124,690.01	0.00
40122	STCG		0.00	230.02
40124	Unrealized Gain		530.01	0.00
1032322248	Cost block #248		0.00	124,459.99
1032323249	Unrlzd. gain block #248		0.00	530.01
Totals:			125,220.02	125,220.02

12/01/2011 - Sell of AVON PRODUCTS INC COM BUY TRADE 1500 @21.989, Goldman Sachs account, 200.000000sh./ct., 3,374.00				
Account number	Account name	Debit	Credit	
302	Undistributed gains/losses		1,197.00	1,171.00
1010	Goldman Sachs		1,687.00	0.00
1010	Goldman Sachs		1,687.00	0.00
40122	STCG		599.00	0.00
40122	STCG		598.00	0.00
40124	Unrealized Gain		0.00	586.00
40124	Unrealized Gain		0.00	585.00
103226424	Cost block #4		0.00	2,286.00
103226425	Cost block #5		0.00	2,285.00
103226436	Unrlzd. gain block #4		586.00	0.00
103226437	Unrlzd. gain block #5		585.00	0.00
Totals:			5,741.99	5,741.99

12/01/2011 - Sell of AVON PRODUCTS INC COM BUY TRADE 1500 @21.989, Goldman Sachs account, 1,300.000000sh./ct., 21,931.00, 9.99 com...				
Account number	Account name	Debit	Credit	
302	Undistributed gains/losses		7,963.95	7,784.96
1010	Goldman Sachs		5,058.69	0.00
1010	Goldman Sachs		6,744.93	0.00
1010	Goldman Sachs		5,058.69	0.00
1010	Goldman Sachs		5,058.69	0.00
40122	STCG		2,395.07	0.00
40122	STCG		1,722.30	0.00
40122	STCG		1,881.30	0.00
40122	STCG		1,965.30	0.00
40124	Unrealized Gain		0.00	2,339.99
40124	Unrealized Gain		0.00	1,680.99
40124	Unrealized Gain		0.00	1,839.99
40124	Unrealized Gain		0.00	1,923.99
103226425	Cost block #5		0.00	9,139.99
103226426	Cost block #6		0.00	6,780.99

12/01/2011 - Sell of AVON PRODUCTS INC COM BUY TRADE 1500 @21.989, Goldman Sachs account, 1,300.00000sh./ct., 21,931.00, 9.99 comm...				
Account number	Account name	Debit	Credit	
103226427	Cost block #7		0.00	6,939.99
103226428	Cost block #8		0.00	7,023.99
103226431	Unrlzd. gain block #7		1,839.99	0.00
103226433	Unrlzd. gain block #8		1,923.99	0.00
103226434	Unrlzd. gain block #6		1,680.99	0.00
103226437	Unrlzd. gain block #5		2,339.99	0.00
Totals:			37,669.92	37,669.92
12/01/2011 - Sell of SPDR TR UNIT SER 1 BUY TRADE 2, Goldman Sachs account, 1,000.00000sh./ct., 124,530.00, 9.99 comm.				
Account number	Account name	Debit	Credit	
302	Undistributed gains/losses		530.01	60.02
1010	Goldman Sachs		124,520.01	0.00
40122	STCG		0.00	60.02
40124	Unrealized Gain		530.01	0.00
103232249	Cost block #249		0.00	124,459.99
1032323248	Unrlzd. gain block #249		0.00	530.01
Totals:			125,050.02	125,050.02
12/01/2011 - Sell of ATP OIL & GAS CORP COM BUY TRA, Goldman Sachs account, 1,600.00000sh./ct., 11,696.00				
Account number	Account name	Debit	Credit	
302	Undistributed gains/losses		740.02	692.02
1010	Goldman Sachs		4,386.00	0.00
1010	Goldman Sachs		7,310.00	0.00
40122	STCG		0.00	380.01
40122	STCG		0.00	312.01
40124	Unrealized Gain		410.01	0.00
40124	Unrealized Gain		330.01	0.00
10321112116	Cost block #116		0.00	6,929.99
10321112117	Cost block #117		0.00	4,073.99
10321113126	Unrlzd. gain block #116		0.00	410.01
10321113128	Unrlzd. gain block #117		0.00	330.01
Totals:			12,436.02	12,436.02
12/01/2011 - Sell of ATP OIL & GAS CORP COM BUY TRA, Goldman Sachs account, 400.00000sh./ct., 2,928.00, 9.99 comm.				
Account number	Account name	Debit	Credit	
302	Undistributed gains/losses		220.00	202.01
1010	Goldman Sachs		2,918.01	0.00
40122	STCG		0.00	202.01
40124	Unrealized Gain		220.00	0.00
10321112117	Cost block #117		0.00	2,716.00
10321113128	Unrlzd. gain block #117		0.00	220.00
Totals:			3,138.01	3,138.01
12/01/2011 - Sell of DIREXIONSHARES SMALL CAP BEAR, Goldman Sachs account, block #72, 500.00000sh./ct., 14,045.00, 9.99 comm.				
Account number	Account name	Debit	Credit	
1010	Goldman Sachs		14,035.01	0.00
20928267	Cost block #72		0.00	14,035.01
Totals:			14,035.01	14,035.01
Date: 12/02/2011				
12/02/2011 - Buy of CONOCOPHILLIPS CORP COM BUY TR, Goldman Sachs account, block #6, 200.00000sh./ct., 14,442.00, 9.99 comm.				
Account number	Account name	Debit	Credit	
1010	Goldman Sachs		0.00	14,451.99
103215626	Cost block #6		14,451.99	0.00
Totals:			14,451.99	14,451.99
12/02/2011 - Buy of AMEREN CORP CM BUY TRADE 500 @31.6985, Goldman Sachs account, block #6, 300.00000sh./ct., 9,801.00, 9.99 comm...				
Account number	Account name	Debit	Credit	
1010	Goldman Sachs		0.00	9,810.99
103226626	Cost block #6		9,810.99	0.00
Totals:			9,810.99	9,810.99
12/02/2011 - Buy of BANK OF AMERICA CORP COM BUY T, Goldman Sachs account, block #16, 6,000.00000sh./ct., 34,980.00, 9.99 comm.				
Account number	Account name	Debit	Credit	
1010	Goldman Sachs		0.00	34,989.99
103239216	Cost block #16		34,989.99	0.00
Totals:			34,989.99	34,989.99
12/02/2011 - Buy of BANK MONTREAL QUE COM COM BUY TRADE 600 @58.9582, Goldman Sachs account, block #1, 600.00000sh./ct., 35,376.0...				
Account number	Account name	Debit	Credit	
1010	Goldman Sachs		0.00	35,385.99
103227521	Cost block #1		35,385.99	0.00
Totals:			35,385.99	35,385.99
12/02/2011 - Buy of DIAMONDS TRUST SERIES I COM BU, Goldman Sachs account, block #5, 1,000.00000sh./ct., 121,280.00, 9.99 comm.				
Account number	Account name	Debit	Credit	
1010	Goldman Sachs		0.00	121,289.99
10326825	Cost block #5		121,289.99	0.00
Totals:			121,289.99	121,289.99
12/02/2011 - Qualified dividend-Cash for BUNGE LTD COM BUY TRADE 200 @6, Goldman Sachs account, 300.00, BUNGE LTD COM QUALIFIED DI...				
Account number	Account name	Debit	Credit	
302	Undistributed gains/losses		0.00	300.00
1010	Goldman Sachs		60.00	0.00
1010	Goldman Sachs		90.00	0.00
1010	Goldman Sachs		90.00	0.00

12/02/2011 - Qualified dividend-Cash for BUNGE LTD COM BUY TRADE 200 @6, Goldman Sachs account, 300.00, BUNGE LTD COM QUALIFIED DI...				
Account number	Account name	Debit	Credit	
1010	Goldman Sachs		60.00	0.00
40119	Qualified dividend		0.00	60.00
40119	Qualified dividend		0.00	90.00
40119	Qualified dividend		0.00	60.00
40119	Qualified dividend		0.00	90.00
Totals:			300.00	300.00

12/02/2011 - Qualified dividend-Cash for BOEING CO COM BUY TRADE 500 @63.319, Goldman Sachs account, 420.00, BOEING CO COM QUALIFI...				
Account number	Account name	Debit	Credit	
302	Undistributed gains/losses		0.00	420.00
1010	Goldman Sachs		210.00	0.00
1010	Goldman Sachs		42.00	0.00
1010	Goldman Sachs		42.00	0.00
1010	Goldman Sachs		126.00	0.00
40119	Qualified dividend		0.00	42.00
40119	Qualified dividend		0.00	42.00
40119	Qualified dividend		0.00	210.00
40119	Qualified dividend		0.00	126.00
Totals:			420.00	420.00

12/02/2011 - Sell of DIAMONDS TRUST SERIES I COM BU, Goldman Sachs account, 1,000.000000sh./ct., 120,300.00, 9.99 comm.				
Account number	Account name	Debit	Credit	
302	Undistributed gains/losses		86.98	0.00
1010	Goldman Sachs		84,203.01	0.00
1010	Goldman Sachs		36,087.00	0.00
40122	STCG		21.00	0.00
40122	STCG		65.98	0.00
10326823	Cost block #3		0.00	36,108.00
10326824	Cost block #4		0.00	84,268.99
Totals:			120,376.99	120,376.99

12/02/2011 - Sell of DIAMONDS TRUST SERIES I COM BU, Goldman Sachs account, 1,000.000000sh./ct., 120,260.00, 9.99 comm.				
Account number	Account name	Debit	Credit	
302	Undistributed gains/losses		1,039.98	0.00
1010	Goldman Sachs		120,250.01	0.00
40122	STCG		1,039.98	0.00
10326825	Cost block #5		0.00	121,289.99
Totals:			121,289.99	121,289.99

Date: 12/05/2011

12/05/2011 - Buy of DU PONT E I DE NEMOURS & CO CO, Goldman Sachs account, block #15, 200.000000sh./ct., 9,636.00				
Account number	Account name	Debit	Credit	
1010	Goldman Sachs		0.00	9,636.00
103252215	Cost block #15		9,636.00	0.00
Totals:			9,636.00	9,636.00

12/05/2011 - Buy of DU PONT E I DE NEMOURS & CO CO, Goldman Sachs account, block #16, 100.000000sh./ct., 4,818.00, 9.99 comm.				
Account number	Account name	Debit	Credit	
1010	Goldman Sachs		0.00	4,827.99
103252216	Cost block #16		4,827.99	0.00
Totals:			4,827.99	4,827.99

12/05/2011 - Buy of ENTERGY CORP CM BUY TRADE 500 @68.319, Goldman Sachs account, block #6, 200.000000sh./ct., 14,526.00, 9.99 com...				
Account number	Account name	Debit	Credit	
1010	Goldman Sachs		0.00	14,535.99
103226926	Cost block #6		14,535.99	0.00
Totals:			14,535.99	14,535.99

12/05/2011 - Buy of BANK MONTREAL QUE COM COM BUY TRADE 600 @58.9582, Goldman Sachs account, block #2, 400.000000sh./ct., 23,608.0...				
Account number	Account name	Debit	Credit	
1010	Goldman Sachs		0.00	23,617.99
103227522	Cost block #2		23,617.99	0.00
Totals:			23,617.99	23,617.99

Date: 12/06/2011

12/06/2011 - Buy of MOBILE TELESYSTEMS COM BUY TRA, Goldman Sachs account, block #7, 500.000000sh./ct., 7,780.00				
Account number	Account name	Debit	Credit	
1010	Goldman Sachs		0.00	7,780.00
1032427	Cost block #7		7,780.00	0.00
Totals:			7,780.00	7,780.00

12/06/2011 - Buy of MOBILE TELESYSTEMS COM BUY TRA, Goldman Sachs account, block #8, 500.000000sh./ct., 7,780.00, 9.99 comm.				
Account number	Account name	Debit	Credit	
1010	Goldman Sachs		0.00	7,789.99
1032428	Cost block #8		7,789.99	0.00
Totals:			7,789.99	7,789.99

12/06/2011 - Qualified dividend-Cash for \$IPO: VISA INC CLASS A BUY TRA, Goldman Sachs account, 220.00, \$IPO: VISA INC CLASS A QUA...				
Account number	Account name	Debit	Credit	
302	Undistributed gains/losses		0.00	220.00
1010	Goldman Sachs		88.00	0.00
1010	Goldman Sachs		33.00	0.00
1010	Goldman Sachs		22.00	0.00
1010	Goldman Sachs		22.00	0.00
1010	Goldman Sachs		22.00	0.00

12/06/2011 - Qualified dividend-Cash for \$IPO: VISA INC CLASS A BUY TRA, Goldman Sachs account, 220.00, \$IPO: VISA INC CLASS A QUA...				
Account number	Account name	Debit	Credit	
1010	Goldman Sachs		33.00	0.00
40119	Qualified dividend		0.00	22.00
40119	Qualified dividend		0.00	33.00
40119	Qualified dividend		0.00	88.00
40119	Qualified dividend		0.00	33.00
40119	Qualified dividend		0.00	22.00
40119	Qualified dividend		0.00	22.00
Totals:			220.00	220.00

12/06/2011 - Qualified dividend-Cash for PFIZER INC COM BUY TRADE 3000, Goldman Sachs account, 600.00, PFIZER INC COM QUALIFIED DI...				
Account number	Account name	Debit	Credit	
302	Undistributed gains/losses		0.00	600.00
1010	Goldman Sachs		100.00	0.00
1010	Goldman Sachs		500.00	0.00
40119	Qualified dividend		0.00	100.00
40119	Qualified dividend		0.00	500.00
Totals:			600.00	600.00

Date: 12/07/2011				
12/07/2011 - Buy of CONOCOPHILLIPS CORP COM BUY TR, Goldman Sachs account, block #7, 200.000000sh./ct., 14,476.00, 9.99 comm.				
Account number	Account name	Debit	Credit	
1010	Goldman Sachs		0.00	14,485.99
103215627	Cost block #7		14,485.99	0.00
Totals:			14,485.99	14,485.99

12/07/2011 - Buy of PPL CORPORATION COM BUY TRADE 1300 @29.3088, Goldman Sachs account, block #6, 400.000000sh./ct., 11,708.00				
Account number	Account name	Debit	Credit	
1010	Goldman Sachs		0.00	11,708.00
103226826	Cost block #6		11,708.00	0.00
Totals:			11,708.00	11,708.00

12/07/2011 - Buy of PPL CORPORATION COM BUY TRADE 1300 @29.3088, Goldman Sachs account, block #7, 100.000000sh./ct., 2,927.00, 9.9...				
Account number	Account name	Debit	Credit	
1010	Goldman Sachs		0.00	2,936.99
103226827	Cost block #7		2,936.99	0.00
Totals:			2,936.99	2,936.99

12/07/2011 - Buy of ELI LILLY & CO COM BUY TRADE 5, Goldman Sachs account, block #3, 500.000000sh./ct., 19,755.00				
Account number	Account name	Debit	Credit	
1010	Goldman Sachs		0.00	19,755.00
10325523	Cost block #3		19,755.00	0.00
Totals:			19,755.00	19,755.00

12/07/2011 - Buy of ELI LILLY & CO COM BUY TRADE 5, Goldman Sachs account, block #4, 400.000000sh./ct., 15,804.00, 9.99 comm.				
Account number	Account name	Debit	Credit	
1010	Goldman Sachs		0.00	15,813.99
10325524	Cost block #4		15,813.99	0.00
Totals:			15,813.99	15,813.99

12/07/2011 - Buy of MERCADOLIBRE INC COM BUY TRADE, Goldman Sachs account, block #8, 400.000000sh./ct., 37,956.00, 9.99 comm.				
Account number	Account name	Debit	Credit	
1010	Goldman Sachs		0.00	37,965.99
103224728	Cost block #8		37,965.99	0.00
Totals:			37,965.99	37,965.99

12/07/2011 - Sell of SPRINT NEXTEL CORP COM BUY TRA, Goldman Sachs account, 7,500.000000sh./ct., 18,975.00, 9.99 comm.				
Account number	Account name	Debit	Credit	
302	Undistributed gains/losses		1,373.34	88.35
1010	Goldman Sachs		6,321.67	0.00
1010	Goldman Sachs		12,643.34	0.00
40122	STCG		0.00	33.35
40122	STCG		483.32	0.00
40124	Unrealized Gain		890.01	0.00
40124	Unrealized Gain		0.00	54.99
1032171212	Cost block #12		0.00	12,609.99
1032171213	Cost block #13		0.00	6,804.99
1032171313	Unrlzd. gain block #13		54.99	0.00
1032171314	Unrlzd. gain block #12		0.00	890.01
Totals:			20,393.34	20,393.34

Date: 12/08/2011				
12/08/2011 - Buy of POWERSHARES US DOLLAR INDEX BULLISH FUND BUY TRADE 5000 @22.1399, Goldman Sachs account, block #10, 2,500.0000...				
Account number	Account name	Debit	Credit	
1010	Goldman Sachs		0.00	55,509.99
103226210	Cost block #10		55,509.99	0.00
Totals:			55,509.99	55,509.99

12/08/2011 - Buy of ARCELORMITTAL CL A CL A NY REGISTRY BUY TRADE 1500 @18.8684, Goldman Sachs account, block #12, 1,500.000000sh....				
Account number	Account name	Debit	Credit	
1010	Goldman Sachs		0.00	27,159.99
1032254212	Cost block #12		27,159.99	0.00
Totals:			27,159.99	27,159.99

12/08/2011 - Buy of SPDR GOLD TR GOLD SHS ETF BUY, Goldman Sachs account, block #156, 500.000000sh./ct., 83,190.00, 9.99 comm.				
Account number	Account name	Debit	Credit	
1010	Goldman Sachs		0.00	83,199.99

12/08/2011 - Buy of SPDR GOLD TR GOLD SHS ETF BUY, Goldman Sachs account, block #156, 500.000000sh./ct., 83,190.00, 9.99 comm.				
Account number	Account name	Debit	Credit	
1032292141	Cost block #156		83,199.99	0.00
Totals:			83,199.99	83,199.99
12/08/2011 - Buy of ARCOS DORADOS HOLDINGS COM BUY TRADE 500 @22.3782, Goldman Sachs account, block #6, 500.000000sh./ct., 11,295....				
Account number	Account name	Debit	Credit	
1010	Goldman Sachs		0.00	11,304.99
103226526	Cost block #6		11,304.99	0.00
Totals:			11,304.99	11,304.99
12/08/2011 - Buy of MOBILE TELESYSTEMS COM BUY TRA, Goldman Sachs account, block #9, 700.000000sh./ct., 10,535.00, 9.99 comm.				
Account number	Account name	Debit	Credit	
1010	Goldman Sachs		0.00	10,544.99
1032429	Cost block #9		10,544.99	0.00
Totals:			10,544.99	10,544.99
12/08/2011 - Buy of MERCADOLIBRE INC COM BUY TRADE, Goldman Sachs account, block #9, 200.000000sh./ct., 18,152.00, 9.99 comm.				
Account number	Account name	Debit	Credit	
1010	Goldman Sachs		0.00	18,161.99
103224729	Cost block #9		18,161.99	0.00
Totals:			18,161.99	18,161.99
12/08/2011 - Buy of BANCO SANTANDER SA COM BUY TRA, Goldman Sachs account, block #2, 5,000.000000sh./ct., 38,700.00, 9.99 comm.				
Account number	Account name	Debit	Credit	
1010	Goldman Sachs		0.00	38,709.99
103220722	Cost block #2		38,709.99	0.00
Totals:			38,709.99	38,709.99
12/08/2011 - Sell of ARCELORMITTAL CL A CL A NY REGISTRY BUY TRADE 1500 @18.8684, Goldman Sachs account, 1,500.000000sh./ct., 26,8...				
Account number	Account name	Debit	Credit	
302	Undistributed gains/losses	3,194.97		1,714.98
1010	Goldman Sachs	8,951.67		0.00
1010	Goldman Sachs	8,951.67		0.00
1010	Goldman Sachs	8,951.67		0.00
40122	STCG	1,193.32		0.00
40122	STCG	1,508.32		0.00
40122	STCG	418.32		0.00
40124	Unrealized Gain	0.00		699.99
40124	Unrealized Gain	0.00		1,014.99
40124	Unrealized Gain	75.01		0.00
103225427	Cost block #7	0.00		10,144.99
103225428	Cost block #8	0.00		10,459.99
103225429	Cost block #9	0.00		9,369.99
103225437	Unrlzd. gain block #8	1,014.99		0.00
103225439	Unrlzd. gain block #9	0.00		75.01
1032254310	Unrlzd. gain block #7	699.99		0.00
Totals:		31,764.96		31,764.96
12/08/2011 - Sell of SPRINT NEXTEL CORP COM BUY TRA, Goldman Sachs account, 10,000.000000sh./ct., 24,400.00, 9.99 comm.				
Account number	Account name	Debit	Credit	
302	Undistributed gains/losses	3,909.97		1,064.98
1010	Goldman Sachs	6,097.50		0.00
1010	Goldman Sachs	12,195.00		0.00
1010	Goldman Sachs	6,097.50		0.00
40122	STCG	707.49		0.00
40122	STCG	2,314.99		0.00
40122	STCG	887.49		0.00
40124	Unrealized Gain	0.00		54.99
40124	Unrealized Gain	0.00		1,009.99
1032171213	Cost block #13	0.00		6,804.99
1032171214	Cost block #14	0.00		14,509.99
1032171215	Cost block #15	0.00		6,984.99
1032171312	Unrlzd. gain block #14	1,009.99		0.00
1032171313	Unrlzd. gain block #13	54.99		0.00
Totals:		29,364.96		29,364.96
12/08/2011 - Sell of ATP OIL & GAS CORP COM BUY TRA, Goldman Sachs account, 1,000.000000sh./ct., 6,890.00, 9.99 comm.				
Account number	Account name	Debit	Credit	
302	Undistributed gains/losses	459.99		0.00
1010	Goldman Sachs	4,128.01		0.00
1010	Goldman Sachs	2,752.00		0.00
40122	STCG	0.00		0.00
40122	STCG	9.98		0.00
40124	Unrealized Gain	184.00		0.00
40124	Unrealized Gain	266.01		0.00
10321112118	Cost block #118	0.00		2,752.00
10321112119	Cost block #119	0.00		4,137.99
10321113116	Unrlzd. gain block #118	0.00		184.00
10321113118	Unrlzd. gain block #119	0.00		266.01
Totals:		7,340.00		7,340.00
12/08/2011 - Sell of ARCELORMITTAL CL A CL A NY REGISTRY BUY TRADE 1500 @18.8684, Goldman Sachs account, 1,750.000000sh./ct., 31,2...				
Account number	Account name	Debit	Credit	
302	Undistributed gains/losses	1,487.46		19.99
1010	Goldman Sachs	8,922.15		0.00
1010	Goldman Sachs	13,383.22		0.00

12/08/2011 - Sell of ARCELORMITTAL CL A CL A NY REGISTRY BUY TRADE 1500 @18.8684, Goldman Sachs account, 1,750.000000sh./ct., 31,2...				
Account number	Account name	Debit	Credit	
1010	Goldman Sachs		8,922.15	0.00
40122	STCG		542.84	0.00
40122	STCG		747.84	0.00
40122	STCG		196.78	0.00
40124	Unrealized Gain		0.00	19.99
103225438	Unrlzd. gain block #10		19.99	0.00
1032254210	Cost block #10		0.00	9,464.99
1032254211	Cost block #11		0.00	9,669.99
1032254212	Cost block #12		0.00	13,580.00
Totals:			32,734.97	32,734.97
12/08/2011 - Sell of SPDR GOLD TR GOLD SHS ETF BUY, Goldman Sachs account, 500.000000sh./ct., 83,205.00, 9.99 comm.				
Account number	Account name	Debit	Credit	
302	Undistributed gains/losses		5,274.68	3,404.68
1010	Goldman Sachs		16,639.00	0.00
1010	Goldman Sachs		16,639.00	0.00
1010	Goldman Sachs		49,917.01	0.00
40122	STCG		0.00	2,453.68
40122	STCG		0.00	820.00
40122	STCG		0.00	131.01
40124	Unrealized Gain		3,575.67	0.00
40124	Unrealized Gain		1,194.00	0.00
40124	Unrealized Gain		505.00	0.00
1032292135	Cost block #150		0.00	47,463.33
1032292136	Cost block #151		0.00	15,819.00
1032292137	Cost block #152		0.00	16,507.99
1032293135	Unrlzd. gain block #150		0.00	3,575.67
1032293136	Unrlzd. gain block #151		0.00	1,194.00
1032293138	Unrlzd. gain block #152		0.00	505.00
Totals:			88,469.68	88,469.68
12/08/2011 - Sell of ARCELORMITTAL CL A CL A NY REGISTRY BUY TRADE 1500 @18.8684, Goldman Sachs account, 750.000000sh./ct., 13,605...				
Account number	Account name	Debit	Credit	
302	Undistributed gains/losses		0.00	15.01
1010	Goldman Sachs		13,595.01	0.00
40122	STCG		0.00	15.01
1032254212	Cost block #12		0.00	13,580.00
Totals:			13,595.01	13,595.01
12/08/2011 - Sell of ATP OIL & GAS CORP COM BUY TRA, Goldman Sachs account, 2,000.000000sh./ct., 14,140.00, 9.99 comm.				
Account number	Account name	Debit	Credit	
302	Undistributed gains/losses		1,210.02	660.03
1010	Goldman Sachs		7,065.01	0.00
1010	Goldman Sachs		7,065.01	0.00
40122	STCG		0.00	335.01
40122	STCG		0.00	325.01
40124	Unrealized Gain		610.01	0.00
40124	Unrealized Gain		600.01	0.00
10321112120	Cost block #120		0.00	6,729.99
10321112121	Cost block #121		0.00	6,739.99
10321113120	Unrlzd. gain block #121		0.00	600.01
10321113127	Unrlzd. gain block #120		0.00	610.01
Totals:			15,340.03	15,340.03
Date: 12/09/2011				
12/09/2011 - Buy of BANCO SANTANDER SA COM BUY TRA, Goldman Sachs account, block #3, 153.000000sh./ct., 1,216.35				
Account number	Account name	Debit	Credit	
1010	Goldman Sachs		0.00	1,216.35
103220723	Cost block #3		1,216.35	0.00
Totals:			1,216.35	1,216.35
12/09/2011 - Buy of BANCO SANTANDER SA COM BUY TRA, Goldman Sachs account, block #4, 847.000000sh./ct., 6,733.65, 9.99 comm.				
Account number	Account name	Debit	Credit	
1010	Goldman Sachs		0.00	6,743.64
103220724	Cost block #4		6,743.64	0.00
Totals:			6,743.64	6,743.64
12/09/2011 - Qualified dividend-Cash for EXELON CORPORATION COM BUY TRADE 1000 @43.2298, Goldman Sachs account, 840.00, EXELON COR...				
Account number	Account name	Debit	Credit	
302	Undistributed gains/losses		0.00	840.00
1010	Goldman Sachs		105.00	0.00
1010	Goldman Sachs		157.50	0.00
1010	Goldman Sachs		52.50	0.00
1010	Goldman Sachs		525.00	0.00
40119	Qualified dividend		0.00	105.00
40119	Qualified dividend		0.00	157.50
40119	Qualified dividend		0.00	52.50
40119	Qualified dividend		0.00	525.00
Totals:			840.00	840.00
12/09/2011 - Qualified dividend-Cash for EXXON MOBIL CORPORATION COM BU, Goldman Sachs account, 470.00, EXXON MOBIL CORPORATION CO...				
Account number	Account name	Debit	Credit	
302	Undistributed gains/losses		0.00	470.00

12/09/2011 - Qualified dividend-Cash for EXXON MOBIL CORPORATION COM BU, Goldman Sachs account, 470.00, EXXON MOBIL CORPORATION CO...				
Account number	Account name	Debit	Credit	
1010	Goldman Sachs		302.14	0.00
1010	Goldman Sachs		167.86	0.00
40119	Qualified dividend		0.00	167.86
40119	Qualified dividend		0.00	302.14
Totals:			470.00	470.00

12/09/2011 - Sell of ATP OIL & GAS CORP COM BUY TRA, Goldman Sachs account, 1,000.00000sh./ct., 6,980.00, 9.99 comm.				
Account number	Account name	Debit	Credit	
302	Undistributed gains/losses		632.01	262.02
1010	Goldman Sachs		1,394.00	0.00
1010	Goldman Sachs		5,576.01	0.00
40122	STCG		0.00	56.00
40122	STCG		0.00	206.02
40124	Unrealized Gain		130.00	0.00
40124	Unrealized Gain		502.01	0.00
10321112122	Cost block #122		0.00	1,338.00
10321112123	Cost block #123		0.00	5,369.99
10321113117	Unrlzd. gain block #123		0.00	502.01
10321113125	Unrlzd. gain block #122		0.00	130.00
Totals:			7,602.02	7,602.02

Date: 12/12/2011				
12/12/2011 - Buy of MOBILE TELESYSTEMS COM BUY TRA, Goldman Sachs account, block #10, 500.00000sh./ct., 7,220.00, 9.99 comm.				
Account number	Account name	Debit	Credit	
1010	Goldman Sachs		0.00	7,229.99
10324210	Cost block #10		7,229.99	0.00
Totals:			7,229.99	7,229.99

12/12/2011 - Qualified dividend-Cash for ARCELORMITTAL CL A CL A NY REGISTRY BUY TRADE 1500 @18.8684, Goldman Sachs account, -42.1...				
Account number	Account name	Debit	Credit	
302	Undistributed gains/losses		42.19	0.00
1010	Goldman Sachs		0.00	42.19
40119	Qualified dividend		42.19	0.00
Totals:			42.19	42.19

12/12/2011 - Qualified dividend-Cash for ARCELORMITTAL CL A CL A NY REGISTRY BUY TRADE 1500 @18.8684, Goldman Sachs account, 281.2...				
Account number	Account name	Debit	Credit	
302	Undistributed gains/losses		0.00	281.25
1010	Goldman Sachs		281.25	0.00
40119	Qualified dividend		0.00	281.25
Totals:			281.25	281.25

12/12/2011 - Qualified dividend-Cash for FORD MOTOR PFD 7.5% CALLABLE B, Goldman Sachs account, 1,875.00, FORD MOTOR PFD 7.5% CALL...				
Account number	Account name	Debit	Credit	
302	Undistributed gains/losses		0.00	1,875.00
1010	Goldman Sachs		375.00	0.00
1010	Goldman Sachs		375.00	0.00
1010	Goldman Sachs		1,125.00	0.00
40119	Qualified dividend		0.00	375.00
40119	Qualified dividend		0.00	1,125.00
40119	Qualified dividend		0.00	375.00
Totals:			1,875.00	1,875.00

12/12/2011 - Sell of ATP OIL & GAS CORP COM BUY TRA, Goldman Sachs account, 1,700.00000sh./ct., 11,186.00				
Account number	Account name	Debit	Credit	
302	Undistributed gains/losses		2,507.30	1,215.30
1010	Goldman Sachs		2,632.00	0.00
1010	Goldman Sachs		1,974.00	0.00
1010	Goldman Sachs		6,580.00	0.00
40122	STCG		0.00	630.01
40122	STCG		0.00	255.00
40122	STCG		0.00	330.29
40124	Unrealized Gain		1,390.01	0.00
40124	Unrealized Gain		483.00	0.00
40124	Unrealized Gain		634.29	0.00
10321112124	Cost block #124		0.00	5,949.99
10321112125	Cost block #125		0.00	1,719.00
10321112126	Cost block #126		0.00	2,301.71
10321113121	Unrlzd. gain block #126		0.00	634.29
10321113122	Unrlzd. gain block #125		0.00	483.00
10321113123	Unrlzd. gain block #124		0.00	1,390.01
Totals:			13,693.30	13,693.30

12/12/2011 - Sell of ATP OIL & GAS CORP COM BUY TRA, Goldman Sachs account, 300.00000sh./ct., 1,977.00, 9.99 comm.				
Account number	Account name	Debit	Credit	
302	Undistributed gains/losses		475.72	240.73
1010	Goldman Sachs		1,967.01	0.00
40122	STCG		0.00	240.73
40124	Unrealized Gain		475.72	0.00
10321112126	Cost block #126		0.00	1,726.28
10321113121	Unrlzd. gain block #126		0.00	475.72
Totals:			2,442.73	2,442.73

12/12/2011 - Sell of SPDR GOLD TR GOLD SHS ETF BUY, Goldman Sachs account, 250.000000sh./ct., 40,397.50, 9.99 comm.				
Account number	Account name	Debit	Credit	
302	Undistributed gains/losses		2,144.99	0.00
1010	Goldman Sachs		16,155.00	0.00
1010	Goldman Sachs		24,232.51	0.00
40122	STCG		352.99	0.00
40122	STCG		31.99	0.00
40124	Unrealized Gain		505.00	0.00
40124	Unrealized Gain		1,255.01	0.00
1032292137	Cost block #152		0.00	16,507.99
1032292138	Cost block #153		0.00	24,264.49
1032293137	Unrlzd. gain block #153		0.00	1,255.01
1032293138	Unrlzd. gain block #152		0.00	505.00
Totals:			42,532.50	42,532.50
12/12/2011 - Sell of SPDR GOLD TR GOLD SHS ETF BUY, Goldman Sachs account, 500.000000sh./ct., 80,795.00, 9.99 comm.				
Account number	Account name	Debit	Credit	
302	Undistributed gains/losses		4,279.99	0.00
1010	Goldman Sachs		40,392.50	0.00
1010	Goldman Sachs		16,157.00	0.00
1010	Goldman Sachs		24,235.50	0.00
40122	STCG		28.99	0.00
40122	STCG		737.99	0.00
40122	STCG		2,094.99	0.00
40124	Unrealized Gain		1,255.01	0.00
40124	Unrealized Gain		118.01	0.00
40124	Unrealized Gain		45.00	0.00
1032292138	Cost block #153		0.00	24,264.49
1032292139	Cost block #154		0.00	16,894.99
1032292140	Cost block #155		0.00	42,487.50
1032293137	Unrlzd. gain block #153		0.00	1,255.01
1032293139	Unrlzd. gain block #154		0.00	118.01
1032293140	Unrlzd. gain block #155		0.00	45.00
Totals:			85,065.00	85,065.00
Date: 12/13/2011				
12/13/2011 - Buy of ELI LILLY & CO COM BUY TRADE 5, Goldman Sachs account, block #5, 300.000000sh./ct., 11,883.00, 9.99 comm.				
Account number	Account name	Debit	Credit	
1010	Goldman Sachs		0.00	11,892.99
10325525	Cost block #5		11,892.99	0.00
Totals:			11,892.99	11,892.99
12/13/2011 - Buy of ELI LILLY & CO COM BUY TRADE 5, Goldman Sachs account, block #6, 200.000000sh./ct., 7,982.00, 9.99 comm.				
Account number	Account name	Debit	Credit	
1010	Goldman Sachs		0.00	7,991.99
10325526	Cost block #6		7,991.99	0.00
Totals:			7,991.99	7,991.99
12/13/2011 - Buy of ELI LILLY & CO COM BUY TRADE 5, Goldman Sachs account, block #7, 300.000000sh./ct., 12,033.00				
Account number	Account name	Debit	Credit	
1010	Goldman Sachs		0.00	12,033.00
10325527	Cost block #7		12,033.00	0.00
Totals:			12,033.00	12,033.00
12/13/2011 - Buy of ELI LILLY & CO COM BUY TRADE 5, Goldman Sachs account, block #8, 100.000000sh./ct., 4,011.00, 9.99 comm.				
Account number	Account name	Debit	Credit	
1010	Goldman Sachs		0.00	4,020.99
10325528	Cost block #8		4,020.99	0.00
Totals:			4,020.99	4,020.99
12/13/2011 - Qualified dividend-Cash for JOHNSON & JOHNSON COM BUY TRAD, Goldman Sachs account, 855.00, JOHNSON & JOHNSON COM QUAL...				
Account number	Account name	Debit	Credit	
302	Undistributed gains/losses		0.00	855.00
1010	Goldman Sachs		285.00	0.00
1010	Goldman Sachs		285.00	0.00
1010	Goldman Sachs		114.00	0.00
1010	Goldman Sachs		171.00	0.00
40119	Qualified dividend		0.00	114.00
40119	Qualified dividend		0.00	171.00
40119	Qualified dividend		0.00	285.00
40119	Qualified dividend		0.00	285.00
Totals:			855.00	855.00
12/13/2011 - Sell of BUNGE LTD COM BUY TRADE 200 @6, Goldman Sachs account, 500.000000sh./ct., 29,285.00, 9.99 comm.				
Account number	Account name	Debit	Credit	
302	Undistributed gains/losses		2,204.64	229.65
1010	Goldman Sachs		11,710.00	0.00
1010	Goldman Sachs		17,565.01	0.00
40122	STCG		1,241.99	0.00
40122	STCG		962.66	0.00
40124	Unrealized Gain		0.00	56.99
40124	Unrealized Gain		0.00	172.66
1032127	Cost block #7		0.00	18,806.99
1032128	Cost block #8		0.00	12,672.66
1032138	Unrlzd. gain block #7		56.99	0.00

12/13/2011 - Sell of BUNGE LTD COM BUY TRADE 200 @6, Goldman Sachs account, 500.000000sh./ct., 29,285.00, 9.99 comm.				
Account number	Account name	Debit	Credit	
1032139	Unrlzd. gain block #8		172.66	0.00
		Totals:	31,709.31	31,709.31
12/13/2011 - Sell of ATP OIL & GAS CORP COM BUY TRA, Goldman Sachs account, 1,000.000000sh./ct., 6,610.00, 9.99 comm.				
Account number	Account name	Debit	Credit	
302	Undistributed gains/losses		739.99	0.00
1010	Goldman Sachs		6,600.01	0.00
40122	STCG		599.98	0.00
40124	Unrealized Gain		140.01	0.00
10321112127	Cost block #127		0.00	7,199.99
10321113119	Unrlzd. gain block #127		0.00	140.01
		Totals:	7,340.00	7,340.00
12/13/2011 - Sell of SPDR GOLD TR GOLD SHS ETF BUY, Goldman Sachs account, 550.000000sh./ct., 88,385.00				
Account number	Account name	Debit	Credit	
302	Undistributed gains/losses		4,067.49	0.00
1010	Goldman Sachs		40,175.00	0.00
1010	Goldman Sachs		48,210.00	0.00
40122	STCG		2,312.49	0.00
40122	STCG		1,709.99	0.00
40124	Unrealized Gain		45.00	0.00
1032292140	Cost block #155		0.00	42,487.50
1032292141	Cost block #156		0.00	49,919.99
1032293140	Unrlzd. gain block #155		0.00	45.00
		Totals:	92,452.49	92,452.49
12/13/2011 - Sell of SPDR GOLD TR GOLD SHS ETF BUY, Goldman Sachs account, 200.000000sh./ct., 32,142.00, 9.99 comm.				
Account number	Account name	Debit	Credit	
302	Undistributed gains/losses		1,147.99	0.00
1010	Goldman Sachs		32,132.01	0.00
40122	STCG		1,147.99	0.00
1032292141	Cost block #156		0.00	33,280.00
		Totals:	33,280.00	33,280.00
12/13/2011 - Sell of BANK MONTREAL QUE COM COM BUY TRADE 600 @58.9582, Goldman Sachs account, 400.000000sh./ct., 21,604.00, 9.99 c...				
Account number	Account name	Debit	Credit	
302	Undistributed gains/losses		1,996.65	0.00
1010	Goldman Sachs		21,594.01	0.00
40122	STCG		1,996.65	0.00
103227521	Cost block #1		0.00	23,590.66
		Totals:	23,590.66	23,590.66
Date: 12/14/2011				
12/14/2011 - Buy of ELI LILLY & CO COM BUY TRADE 5, Goldman Sachs account, block #9, 200.000000sh./ct., 8,076.00, 9.99 comm.				
Account number	Account name	Debit	Credit	
1010	Goldman Sachs		0.00	8,085.99
10325529	Cost block #9		8,085.99	0.00
		Totals:	8,085.99	8,085.99
Date: 12/15/2011				
12/15/2011 - Buy of PROSHARES ULTRASHORT S&P 500 B, Goldman Sachs account, block #3982, 2,500.000000sh./ct., 52,000.00, 9.99 comm.				
Account number	Account name	Debit	Credit	
1010	Goldman Sachs		0.00	52,009.99
1032423967	Cost block #3982		52,009.99	0.00
		Totals:	52,009.99	52,009.99
12/15/2011 - Buy of PROSHARES ULTRASHORT S&P 500 B, Goldman Sachs account, block #3983, 2,500.000000sh./ct., 51,925.00, 9.99 comm.				
Account number	Account name	Debit	Credit	
1010	Goldman Sachs		0.00	51,934.99
1032423968	Cost block #3983		51,934.99	0.00
		Totals:	51,934.99	51,934.99
12/15/2011 - Buy of ATP OIL & GAS CORP COM BUY TRA, Goldman Sachs account, block #130, 1,000.000000sh./ct., 6,480.00, 9.99 comm.				
Account number	Account name	Debit	Credit	
1010	Goldman Sachs		0.00	6,489.99
10321112130	Cost block #130		6,489.99	0.00
		Totals:	6,489.99	6,489.99
12/15/2011 - Buy of HECKMANN CORP COM BUY TRADE 1000 @6.5499, Goldman Sachs account, block #1, 1,000.000000sh./ct., 6,550.00, 9.99...				
Account number	Account name	Debit	Credit	
1010	Goldman Sachs		0.00	6,559.99
103227621	Cost block #1		6,559.99	0.00
		Totals:	6,559.99	6,559.99
12/15/2011 - Buy of HECKMANN CORP COM BUY TRADE 1000 @6.5499, Goldman Sachs account, block #2, 1,000.000000sh./ct., 6,530.00, 9.99...				
Account number	Account name	Debit	Credit	
1010	Goldman Sachs		0.00	6,539.99
103227622	Cost block #2		6,539.99	0.00
		Totals:	6,539.99	6,539.99
12/15/2011 - Buy of HECKMANN CORP COM BUY TRADE 1000 @6.5499, Goldman Sachs account, block #3, 1,000.000000sh./ct., 6,440.00, 9.99...				
Account number	Account name	Debit	Credit	
1010	Goldman Sachs		0.00	6,449.99
103227623	Cost block #3		6,449.99	0.00
		Totals:	6,449.99	6,449.99

12/15/2011 - Qualified dividend-Cash for PENGROWTH ENERGY TR COM BUY TR, Goldman Sachs account, -70.82, PENGROWTH ENERGY CORP COM ...				
Account number	Account name	Debit	Credit	
302	Undistributed gains/losses		70.82	0.00
1010	Goldman Sachs		0.00	10.12
1010	Goldman Sachs		0.00	9.11
1010	Goldman Sachs		0.00	5.06
1010	Goldman Sachs		0.00	1.01
1010	Goldman Sachs		0.00	1.01
1010	Goldman Sachs		0.00	10.12
1010	Goldman Sachs		0.00	10.12
1010	Goldman Sachs		0.00	5.06
1010	Goldman Sachs		0.00	4.05
1010	Goldman Sachs		0.00	3.04
1010	Goldman Sachs		0.00	10.12
1010	Goldman Sachs		0.00	2.02
40119	Qualified dividend		10.12	0.00
40119	Qualified dividend		9.11	0.00
40119	Qualified dividend		5.06	0.00
40119	Qualified dividend		1.01	0.00
40119	Qualified dividend		1.01	0.00
40119	Qualified dividend		10.12	0.00
40119	Qualified dividend		10.12	0.00
40119	Qualified dividend		5.06	0.00
40119	Qualified dividend		4.05	0.00
40119	Qualified dividend		3.04	0.00
40119	Qualified dividend		10.12	0.00
40119	Qualified dividend		2.02	0.00
Totals:			70.82	70.82

12/15/2011 - Qualified dividend-Cash for PENGROWTH ENERGY TR COM BUY TR, Goldman Sachs account, 472.11, PENGROWTH ENERGY CORP COM ...				
Account number	Account name	Debit	Credit	
302	Undistributed gains/losses		0.00	472.11
1010	Goldman Sachs		67.44	0.00
1010	Goldman Sachs		60.70	0.00
1010	Goldman Sachs		33.72	0.00
1010	Goldman Sachs		6.74	0.00
1010	Goldman Sachs		6.74	0.00
1010	Goldman Sachs		67.44	0.00
1010	Goldman Sachs		67.44	0.00
1010	Goldman Sachs		33.72	0.00
1010	Goldman Sachs		26.98	0.00
1010	Goldman Sachs		20.23	0.00
1010	Goldman Sachs		67.44	0.00
1010	Goldman Sachs		13.49	0.00
40119	Qualified dividend		0.00	67.44
40119	Qualified dividend		0.00	60.70
40119	Qualified dividend		0.00	33.72
40119	Qualified dividend		0.00	6.74
40119	Qualified dividend		0.00	6.74
40119	Qualified dividend		0.00	67.44
40119	Qualified dividend		0.00	67.44
40119	Qualified dividend		0.00	33.72
40119	Qualified dividend		0.00	26.98
40119	Qualified dividend		0.00	20.23
40119	Qualified dividend		0.00	67.44
40119	Qualified dividend		0.00	13.49
Totals:			472.11	472.11

12/15/2011 - Qualified dividend-Cash for L-3 COMMUNICATIONS CORP COM BU, Goldman Sachs account, 450.00, L-3 COMMUNICATIONS CORP CO...				
Account number	Account name	Debit	Credit	
302	Undistributed gains/losses		0.00	450.00
1010	Goldman Sachs		75.00	0.00
1010	Goldman Sachs		75.00	0.00
1010	Goldman Sachs		75.00	0.00
1010	Goldman Sachs		225.00	0.00
40119	Qualified dividend		0.00	75.00
40119	Qualified dividend		0.00	75.00
40119	Qualified dividend		0.00	75.00
40119	Qualified dividend		0.00	225.00
Totals:			450.00	450.00

12/15/2011 - Qualified dividend-Cash for FERRELL GAS LP BUY TRADE 500 @20.1899, Goldman Sachs account, 1,500.00, FERRELL GAS LP PA...				
Account number	Account name	Debit	Credit	
302	Undistributed gains/losses		0.00	1,500.00
1010	Goldman Sachs		250.00	0.00
1010	Goldman Sachs		750.00	0.00
1010	Goldman Sachs		250.00	0.00
1010	Goldman Sachs		250.00	0.00
40119	Qualified dividend		0.00	250.00
40119	Qualified dividend		0.00	750.00
40119	Qualified dividend		0.00	250.00
40119	Qualified dividend		0.00	250.00

12/15/2011 - Qualified dividend-Cash for FERRELL GAS LP BUY TRADE 500 @20.1899, Goldman Sachs account, 1,500.00, FERRELL GAS LP PA...				
Account number	Account name	Debit	Credit	
		Totals:	1,500.00	1,500.00
Date: 12/16/2011				
12/16/2011 - Buy of PROSHARES ULTRASHORT S&P 500 B, Goldman Sachs account, block #3984, 1,000.000000sh./ct., 20,620.00, 9.99 comm.				
Account number	Account name	Debit	Credit	
1010	Goldman Sachs		0.00	20,629.99
1032423969	Cost block #3984		20,629.99	0.00
		Totals:	20,629.99	20,629.99
12/16/2011 - Buy of HECKMANN CORP COM BUY TRADE 1000 @6.5499, Goldman Sachs account, block #4, 1,000.000000sh./ct., 6,710.00, 9.99...				
Account number	Account name	Debit	Credit	
1010	Goldman Sachs		0.00	6,719.99
103227624	Cost block #4		6,719.99	0.00
		Totals:	6,719.99	6,719.99
12/16/2011 - Buy of HECKMANN CORP COM BUY TRADE 1000 @6.5499, Goldman Sachs account, block #5, 1,000.000000sh./ct., 6,630.00, 9.99...				
Account number	Account name	Debit	Credit	
1010	Goldman Sachs		0.00	6,639.99
103227625	Cost block #5		6,639.99	0.00
		Totals:	6,639.99	6,639.99
12/16/2011 - Buy of PROSHARES ULTRASHORT S&P 500 B, Goldman Sachs account, block #3985, 1,000.000000sh./ct., 20,710.00, 9.99 comm.				
Account number	Account name	Debit	Credit	
1010	Goldman Sachs		0.00	20,719.99
1032423970	Cost block #3985		20,719.99	0.00
		Totals:	20,719.99	20,719.99
12/16/2011 - Buy of PROSHARES ULTRASHORT S&P 500 B, Goldman Sachs account, block #3986, 1,000.000000sh./ct., 20,600.00, 9.99 comm.				
Account number	Account name	Debit	Credit	
1010	Goldman Sachs		0.00	20,609.99
1032423971	Cost block #3986		20,609.99	0.00
		Totals:	20,609.99	20,609.99
12/16/2011 - Buy of KINDER MORGAN ENERGY PARTNERS, Goldman Sachs account, block #4, 300.000000sh./ct., 23,994.00, 9.99 comm.				
Account number	Account name	Debit	Credit	
1010	Goldman Sachs		0.00	24,003.99
103223524	Cost block #4		24,003.99	0.00
		Totals:	24,003.99	24,003.99
12/16/2011 - Buy of PROSHARES ULTRASHORT S&P 500 B, Goldman Sachs account, block #3987, 1,000.000000sh./ct., 20,410.00, 9.99 comm.				
Account number	Account name	Debit	Credit	
1010	Goldman Sachs		0.00	20,419.99
1032423972	Cost block #3987		20,419.99	0.00
		Totals:	20,419.99	20,419.99
12/16/2011 - Buy of HECKMANN CORP COM BUY TRADE 1000 @6.5499, Goldman Sachs account, block #6, 500.000000sh./ct., 3,305.00				
Account number	Account name	Debit	Credit	
1010	Goldman Sachs		0.00	3,305.00
103227626	Cost block #6		3,305.00	0.00
		Totals:	3,305.00	3,305.00
12/16/2011 - Buy of HECKMANN CORP COM BUY TRADE 1000 @6.5499, Goldman Sachs account, block #7, 500.000000sh./ct., 3,305.00, 9.99 c...				
Account number	Account name	Debit	Credit	
1010	Goldman Sachs		0.00	3,314.99
103227627	Cost block #7		3,314.99	0.00
		Totals:	3,314.99	3,314.99
12/16/2011 - Qualified dividend-Cash for TDAM MUNICIPAL PORTFOLIO CLASS, Goldman Sachs account, 0.35, TDAM MUNICIPAL PORTFOLIO CLA...				
Account number	Account name	Debit	Credit	
302	Undistributed gains/losses		0.00	0.35
1010	Goldman Sachs		0.35	0.00
40119	Qualified dividend		0.00	0.35
		Totals:	0.35	0.35
12/16/2011 - Sell of PROSHARES ULTRASHORT S&P 500 B, Goldman Sachs account, 800.000000sh./ct., 16,472.00				
Account number	Account name	Debit	Credit	
302	Undistributed gains/losses		171.20	0.00
1010	Goldman Sachs		16,472.00	0.00
40122	STCG		171.20	0.00
1032423967	Cost block #3982		0.00	16,643.20
		Totals:	16,643.20	16,643.20
12/16/2011 - Sell of PROSHARES ULTRASHORT S&P 500 B, Goldman Sachs account, 1,200.000000sh./ct., 24,708.00, 9.99 comm.				
Account number	Account name	Debit	Credit	
302	Undistributed gains/losses		266.79	0.00
1010	Goldman Sachs		24,698.01	0.00
40122	STCG		266.79	0.00
1032423967	Cost block #3982		0.00	24,964.80
		Totals:	24,964.80	24,964.80
12/16/2011 - Sell of CERNER CORP COM BUY TRADE 500, Goldman Sachs account, 100.000000sh./ct., 5,609.00				
Account number	Account name	Debit	Credit	
302	Undistributed gains/losses		489.00	0.00
1010	Goldman Sachs		5,609.00	0.00
40122	STCG		198.33	0.00
40124	Unrealized Gain		290.67	0.00
103213722	Cost block #2		0.00	5,807.33
103213732	Unrlzd. gain block #2		0.00	290.67
		Totals:	6,098.00	6,098.00

12/16/2011 - Sell of CERNER CORP COM BUY TRADE 500, Goldman Sachs account, 300.000000sh./ct., 16,827.00, 9.99 comm.				
Account number	Account name	Debit	Credit	
302	Undistributed gains/losses		1,476.99	0.00
1010	Goldman Sachs		11,211.34	0.00
1010	Goldman Sachs		5,605.67	0.00
40122	STCG		403.32	0.00
40122	STCG		178.76	0.00
40124	Unrealized Gain		581.34	0.00
40124	Unrealized Gain		313.57	0.00
103213722	Cost block #2		0.00	11,614.66
103213723	Cost block #3		0.00	5,784.43
103213732	Unrlzd. gain block #2		0.00	581.34
103213733	Unrlzd. gain block #3		0.00	313.57
Totals:			18,294.00	18,294.00

12/16/2011 - Sell of WESTPAC BKG CORP SPONSORED ADR BUY TRADE 7 @106.64, Goldman Sachs account, 200.000000sh./ct., 20,248.00, 9.99...				
Account number	Account name	Debit	Credit	
302	Undistributed gains/losses		1,507.99	0.00
1010	Goldman Sachs		708.33	0.00
1010	Goldman Sachs		19,529.68	0.00
40122	STCG		38.15	0.00
40122	STCG		1,064.47	0.00
40124	Unrealized Gain		14.63	0.00
40124	Unrealized Gain		390.74	0.00
103227421	Cost block #1		0.00	746.48
103227422	Cost block #2		0.00	20,594.15
103227431	Unrlzd. gain block #1		0.00	14.63
103227433	Unrlzd. gain block #2		0.00	390.74
Totals:			21,746.00	21,746.00

12/16/2011 - Sell of PFIZER INC COM BUY TRADE 3000, Goldman Sachs account, 2,000.000000sh./ct., 42,460.00, 9.99 comm.				
Account number	Account name	Debit	Credit	
302	Undistributed gains/losses		5,532.01	7,842.02
1010	Goldman Sachs		42,450.01	0.00
40122	STCG		0.00	7,842.02
40124	Unrealized Gain		5,532.01	0.00
10326525	Cost block #5		0.00	34,607.99
10326536	Unrlzd. gain block #5		0.00	5,532.01
Totals:			47,982.02	47,982.02

12/16/2011 - Sell of BUNGE LTD COM BUY TRADE 200 @6, Goldman Sachs account, 500.000000sh./ct., 28,455.00, 9.99 comm.				
Account number	Account name	Debit	Credit	
302	Undistributed gains/losses		3,225.30	420.31
1010	Goldman Sachs		11,378.00	0.00
1010	Goldman Sachs		11,378.00	0.00
1010	Goldman Sachs		5,689.00	0.00
40122	STCG		647.33	0.00
40122	STCG		1,363.99	0.00
40122	STCG		1,213.99	0.00
40124	Unrealized Gain		0.00	86.33
40124	Unrealized Gain		0.00	241.99
40124	Unrealized Gain		0.00	91.99
1032128	Cost block #8		0.00	6,336.33
1032129	Cost block #9		0.00	12,741.99
1032137	Unrlzd. gain block #9		241.99	0.00
1032139	Unrlzd. gain block #8		86.33	0.00
10321210	Cost block #10		0.00	12,591.99
10321310	Unrlzd. gain block #10		91.99	0.00
Totals:			32,090.62	32,090.62

Date: 12/19/2011				
12/19/2011 - Buy of PROSHARES ULTRASHORT S&P 500 B, Goldman Sachs account, block #3988, 2,500.000000sh./ct., 52,900.00, 9.99 comm.				
Account number	Account name	Debit	Credit	
1010	Goldman Sachs		0.00	52,909.99
1032423973	Cost block #3988		52,909.99	0.00
Totals:			52,909.99	52,909.99

12/19/2011 - Buy of PROSHARES ULTRASHORT S&P 500 B, Goldman Sachs account, block #3989, 2,000.000000sh./ct., 42,240.00, 9.99 comm.				
Account number	Account name	Debit	Credit	
1010	Goldman Sachs		0.00	42,249.99
1032423974	Cost block #3989		42,249.99	0.00
Totals:			42,249.99	42,249.99

12/19/2011 - Buy of PROSHARES ULTRASHORT S&P 500 B, Goldman Sachs account, block #3990, 2,000.000000sh./ct., 41,760.00, 9.99 comm.				
Account number	Account name	Debit	Credit	
1010	Goldman Sachs		0.00	41,769.99
1032423975	Cost block #3990		41,769.99	0.00
Totals:			41,769.99	41,769.99

12/19/2011 - Buy of PROSHARES ULTRASHORT S&P 500 B, Goldman Sachs account, block #3991, 1,000.000000sh./ct., 20,860.00, 9.99 comm.				
Account number	Account name	Debit	Credit	
1010	Goldman Sachs		0.00	20,869.99
1032423976	Cost block #3991		20,869.99	0.00
Totals:			20,869.99	20,869.99

12/19/2011 - Buy of PROSHARES ULTRASHORT S&P 500 B, Goldman Sachs account, block #3992, 2,000.000000sh./ct., 41,660.00, 9.99 comm.				
Account number	Account name	Debit	Credit	
1010	Goldman Sachs		0.00	41,669.99
1032423977	Cost block #3992		41,669.99	0.00
Totals:			41,669.99	41,669.99
12/19/2011 - Buy of PROSHARES ULTRASHORT S&P 500 B, Goldman Sachs account, block #3993, 2,000.000000sh./ct., 41,540.00, 9.99 comm.				
Account number	Account name	Debit	Credit	
1010	Goldman Sachs		0.00	41,549.99
1032423978	Cost block #3993		41,549.99	0.00
Totals:			41,549.99	41,549.99
12/19/2011 - Buy of PROSHARES ULTRASHORT S&P 500 B, Goldman Sachs account, block #3994, 1,000.000000sh./ct., 20,750.00, 9.99 comm.				
Account number	Account name	Debit	Credit	
1010	Goldman Sachs		0.00	20,759.99
1032423979	Cost block #3994		20,759.99	0.00
Totals:			20,759.99	20,759.99
12/19/2011 - Sell of PROSHARES ULTRASHORT S&P 500 B, Goldman Sachs account, 2,000.000000sh./ct., 42,180.00, 9.99 comm.				
Account number	Account name	Debit	Credit	
302	Undistributed gains/losses		0.00	607.02
1010	Goldman Sachs		31,627.51	0.00
1010	Goldman Sachs		10,542.50	0.00
40122	STCG		0.00	140.50
40122	STCG		0.00	466.51
1032423967	Cost block #3982		0.00	10,402.00
1032423968	Cost block #3983		0.00	31,160.99
Totals:			42,170.01	42,170.01
Date: 12/20/2011				
12/20/2011 - Sell of PROSHARES ULTRASHORT S&P 500 B, Goldman Sachs account, 2,500.000000sh./ct., 49,475.00, 9.99 comm.				
Account number	Account name	Debit	Credit	
302	Undistributed gains/losses		2,298.97	0.00
1010	Goldman Sachs		9,893.00	0.00
1010	Goldman Sachs		19,786.00	0.00
1010	Goldman Sachs		19,786.00	0.00
40122	STCG		987.99	0.00
40122	STCG		843.99	0.00
40122	STCG		466.99	0.00
1032423968	Cost block #3983		0.00	20,774.00
1032423969	Cost block #3984		0.00	20,629.99
1032423970	Cost block #3985		0.00	10,360.00
Totals:			51,763.98	51,763.98
12/20/2011 - Sell of PROSHARES ULTRASHORT S&P 500 B, Goldman Sachs account, 2,500.000000sh./ct., 49,650.00, 9.99 comm.				
Account number	Account name	Debit	Credit	
302	Undistributed gains/losses		1,749.96	0.00
1010	Goldman Sachs		19,856.00	0.00
1010	Goldman Sachs		19,856.00	0.00
1010	Goldman Sachs		9,928.00	0.00
40122	STCG		431.99	0.00
40122	STCG		753.99	0.00
40122	STCG		563.99	0.00
1032423970	Cost block #3985		0.00	10,360.00
1032423971	Cost block #3986		0.00	20,609.99
1032423972	Cost block #3987		0.00	20,419.99
Totals:			51,389.97	51,389.98
12/20/2011 - Sell of PROSHARES ULTRASHORT S&P 500 B, Goldman Sachs account, 2,500.000000sh./ct., 49,950.00, 9.99 comm.				
Account number	Account name	Debit	Credit	
302	Undistributed gains/losses		2,969.98	0.00
1010	Goldman Sachs		49,940.01	0.00
40122	STCG		2,969.98	0.00
1032423973	Cost block #3988		0.00	52,909.99
Totals:			52,909.99	52,909.99
12/20/2011 - Sell of PROSHARES ULTRASHORT S&P 500 B, Goldman Sachs account, 1,800.000000sh./ct., 35,964.00				
Account number	Account name	Debit	Credit	
302	Undistributed gains/losses		2,060.99	0.00
1010	Goldman Sachs		35,964.00	0.00
40122	STCG		2,060.99	0.00
1032423974	Cost block #3989		0.00	38,024.99
Totals:			38,024.99	38,024.99
12/20/2011 - Sell of PROSHARES ULTRASHORT S&P 500 B, Goldman Sachs account, 200.000000sh./ct., 3,996.00				
Account number	Account name	Debit	Credit	
302	Undistributed gains/losses		229.00	0.00
1010	Goldman Sachs		3,996.00	0.00
40122	STCG		229.00	0.00
1032423974	Cost block #3989		0.00	4,225.00
Totals:			4,225.00	4,225.00
12/20/2011 - Sell of PROSHARES ULTRASHORT S&P 500 B, Goldman Sachs account, 500.000000sh./ct., 9,990.00, 9.99 comm.				
Account number	Account name	Debit	Credit	
302	Undistributed gains/losses		462.49	0.00
1010	Goldman Sachs		9,980.01	0.00
40122	STCG		462.49	0.00

12/20/2011 - Sell of PROSHARES ULTRASHORT S&P 500 B, Goldman Sachs account, 500.000000sh./ct., 9,990.00, 9.99 comm.				
Account number	Account name	Debit	Credit	
1032423975	Cost block #3990		0.00	10,442.50
Totals:			10,442.50	10,442.50
12/20/2011 - Sell of PROSHARES ULTRASHORT S&P 500 B, Goldman Sachs account, 2,500.000000sh./ct., 50,050.00, 9.99 comm.				
Account number	Account name	Debit	Credit	
302	Undistributed gains/losses		2,157.47	0.00
1010	Goldman Sachs		30,024.01	0.00
1010	Goldman Sachs		20,016.00	0.00
40122	STCG		1,303.49	0.00
40122	STCG		853.99	0.00
1032423975	Cost block #3990		0.00	31,327.49
1032423976	Cost block #3991		0.00	20,869.99
Totals:			52,197.48	52,197.48
12/20/2011 - Sell of PROSHARES ULTRASHORT S&P 500 B, Goldman Sachs account, 2,500.000000sh./ct., 50,075.00, 9.99 comm.				
Account number	Account name	Debit	Credit	
302	Undistributed gains/losses		1,992.48	0.00
1010	Goldman Sachs		10,013.00	0.00
1010	Goldman Sachs		40,052.01	0.00
40122	STCG		1,617.98	0.00
40122	STCG		374.50	0.00
1032423977	Cost block #3992		0.00	41,669.99
1032423978	Cost block #3993		0.00	10,387.50
Totals:			52,057.49	52,057.49
12/20/2011 - Sell of PROSHARES ULTRASHORT S&P 500 B, Goldman Sachs account, 2,500.000000sh./ct., 50,150.00, 9.99 comm.				
Account number	Account name	Debit	Credit	
302	Undistributed gains/losses		1,782.47	0.00
1010	Goldman Sachs		20,056.00	0.00
1010	Goldman Sachs		30,084.01	0.00
40122	STCG		1,078.49	0.00
40122	STCG		703.99	0.00
1032423978	Cost block #3993		0.00	31,162.49
1032423979	Cost block #3994		0.00	20,759.99
Totals:			51,922.48	51,922.48
Date: 12/21/2011				
12/21/2011 - Buy of HECKMANN CORP COM BUY TRADE 1000 @6.5499, Goldman Sachs account, block #8, 800.000000sh./ct., 5,480.00				
Account number	Account name	Debit	Credit	
1010	Goldman Sachs		0.00	5,480.00
103227628	Cost block #8		5,480.00	0.00
Totals:			5,480.00	5,480.00
12/21/2011 - Buy of HECKMANN CORP COM BUY TRADE 1000 @6.5499, Goldman Sachs account, block #9, 200.000000sh./ct., 1,370.00, 9.99 c...				
Account number	Account name	Debit	Credit	
1010	Goldman Sachs		0.00	1,379.99
103227629	Cost block #9		1,379.99	0.00
Totals:			1,379.99	1,379.99
12/21/2011 - Buy of BANCO SANTANDER SA COM BUY TRA, Goldman Sachs account, block #5, 1,000.000000sh./ct., 7,410.00, 9.99 comm.				
Account number	Account name	Debit	Credit	
1010	Goldman Sachs		0.00	7,419.99
103220725	Cost block #5		7,419.99	0.00
Totals:			7,419.99	7,419.99
12/21/2011 - Buy of MERCADOLIBRE INC COM BUY TRADE, Goldman Sachs account, block #10, 100.000000sh./ct., 8,177.00, 9.99 comm.				
Account number	Account name	Debit	Credit	
1010	Goldman Sachs		0.00	8,186.99
1032247210	Cost block #10		8,186.99	0.00
Totals:			8,186.99	8,186.99
12/21/2011 - Buy of PROSHARES ULTRASHORT S&P 500 B, Goldman Sachs account, block #3995, 2,500.000000sh./ct., 50,000.00, 9.99 comm.				
Account number	Account name	Debit	Credit	
1010	Goldman Sachs		0.00	50,009.99
1032423980	Cost block #3995		50,009.99	0.00
Totals:			50,009.99	50,009.99
12/21/2011 - Buy of PROSHARES ULTRASHORT S&P 500 B, Goldman Sachs account, block #3996, 2,500.000000sh./ct., 50,525.00, 9.99 comm.				
Account number	Account name	Debit	Credit	
1010	Goldman Sachs		0.00	50,534.99
1032423981	Cost block #3996		50,534.99	0.00
Totals:			50,534.99	50,534.99
12/21/2011 - Buy of PROSHARES ULTRASHORT S&P 500 B, Goldman Sachs account, block #3997, 2,500.000000sh./ct., 50,425.00, 9.99 comm.				
Account number	Account name	Debit	Credit	
1010	Goldman Sachs		0.00	50,434.99
1032423982	Cost block #3997		50,434.99	0.00
Totals:			50,434.99	50,434.99
12/21/2011 - Sell of PROSHARES ULTRASHORT S&P 500 B, Goldman Sachs account, 5,000.000000sh./ct., 99,700.00, 9.99 comm.				
Account number	Account name	Debit	Credit	
302	Undistributed gains/losses		854.97	0.00
1010	Goldman Sachs		49,845.00	0.00
1010	Goldman Sachs		49,845.00	0.00
40122	STCG		164.99	0.00
40122	STCG		689.99	0.00
1032423980	Cost block #3995		0.00	50,009.99

12/21/2011 - Sell of PROSHARES ULTRASHORT S&P 500 B, Goldman Sachs account, 5,000.000000sh./ct., 99,700.00, 9.99 comm.				
Account number	Account name	Debit	Credit	
1032423981	Cost block #3996		0.00	50,534.99
Totals:			100,544.98	100,544.98
12/21/2011 - Sell of PROSHARES ULTRASHORT S&P 500 B, Goldman Sachs account, 1,000.000000sh./ct., 20,030.00				
Account number	Account name	Debit	Credit	
302	Undistributed gains/losses		144.00	0.00
1010	Goldman Sachs		20,030.00	0.00
40122	STCG		144.00	0.00
1032423982	Cost block #3997		0.00	20,174.00
Totals:			20,174.00	20,174.00
12/21/2011 - Sell of PROSHARES ULTRASHORT S&P 500 B, Goldman Sachs account, 1,500.000000sh./ct., 30,045.00, 9.99 comm.				
Account number	Account name	Debit	Credit	
302	Undistributed gains/losses		225.98	0.00
1010	Goldman Sachs		30,035.01	0.00
40122	STCG		225.98	0.00
1032423982	Cost block #3997		0.00	30,260.99
Totals:			30,260.99	30,260.99
Date: 12/22/2011				
12/22/2011 - Buy of BANK OF AMERICA CORP COM BUY T, Goldman Sachs account, block #17, 1,500.000000sh./ct., 8,250.00, 9.99 comm.				
Account number	Account name	Debit	Credit	
1010	Goldman Sachs		0.00	8,259.99
103239217	Cost block #17		8,259.99	0.00
Totals:			8,259.99	8,259.99
12/22/2011 - Buy of INTUITIVE SURGICAL INC COM BUY TRADE 50 @428.8025, Goldman Sachs account, block #5, 30.000000sh./ct., 13,392.0...				
Account number	Account name	Debit	Credit	
1010	Goldman Sachs		0.00	13,401.99
103227125	Cost block #5		13,401.99	0.00
Totals:			13,401.99	13,401.99
12/22/2011 - Buy of GOOGLE INC CL A BUY TRADE 100, Goldman Sachs account, block #24, 40.000000sh./ct., 25,261.60, 9.99 comm.				
Account number	Account name	Debit	Credit	
1010	Goldman Sachs		0.00	25,271.59
103269224	Cost block #24		25,271.59	0.00
Totals:			25,271.59	25,271.59
12/22/2011 - Buy of SPDR TR UNIT SER 1 BUY TRADE 2, Goldman Sachs account, block #250, 1,000.000000sh./ct., 124,680.00, 9.99 comm.				
Account number	Account name	Debit	Credit	
1010	Goldman Sachs		0.00	124,689.99
1032322250	Cost block #250		124,689.99	0.00
Totals:			124,689.99	124,689.99
12/22/2011 - Buy of ARCOS DORADOS HOLDINGS COM BUY TRADE 500 @22.3782, Goldman Sachs account, block #7, 500.000000sh./ct., 10,275....				
Account number	Account name	Debit	Credit	
1010	Goldman Sachs		0.00	10,284.99
103226527	Cost block #7		10,284.99	0.00
Totals:			10,284.99	10,284.99
12/22/2011 - Buy of PROLOGIS COM BUY TRADE 2000 @1, Goldman Sachs account, block #8, 200.000000sh./ct., 5,806.00, 9.99 comm.				
Account number	Account name	Debit	Credit	
1010	Goldman Sachs		0.00	5,815.99
103222128	Cost block #8		5,815.99	0.00
Totals:			5,815.99	5,815.99
12/22/2011 - Buy of SPDR TR UNIT SER 1 BUY TRADE 2, Goldman Sachs account, block #251, 2,000.000000sh./ct., 249,920.00, 9.99 comm.				
Account number	Account name	Debit	Credit	
1010	Goldman Sachs		0.00	249,929.99
1032322251	Cost block #251		249,929.99	0.00
Totals:			249,929.99	249,929.99
12/22/2011 - Buy of KILROY REALTY CORP COM BUY TRA, Goldman Sachs account, block #6, 200.000000sh./ct., 7,596.00, 9.99 comm.				
Account number	Account name	Debit	Credit	
1010	Goldman Sachs		0.00	7,605.99
10322226	Cost block #6		7,605.99	0.00
Totals:			7,605.99	7,605.99
12/22/2011 - Sell of SPDR TR UNIT SER 1 BUY TRADE 2, Goldman Sachs account, 1,000.000000sh./ct., 125,090.00, 9.99 comm.				
Account number	Account name	Debit	Credit	
302	Undistributed gains/losses		0.00	390.02
1010	Goldman Sachs		125,080.01	0.00
40122	STCG		0.00	390.02
1032322250	Cost block #250		0.00	124,689.99
Totals:			125,080.01	125,080.01
Date: 12/23/2011				
12/23/2011 - Qualified dividend-Cash for AMERICAN TOWER CORP CLASS A CO, Goldman Sachs account, 525.00, \$FZC: AMERICAN TOWER CORP ...				
Account number	Account name	Debit	Credit	
302	Undistributed gains/losses		0.00	525.00
1010	Goldman Sachs		70.00	0.00
1010	Goldman Sachs		87.50	0.00
1010	Goldman Sachs		35.00	0.00
1010	Goldman Sachs		70.00	0.00
1010	Goldman Sachs		105.00	0.00
1010	Goldman Sachs		35.00	0.00
1010	Goldman Sachs		52.50	0.00

Date: 12/23/2011			
12/23/2011 - Qualified dividend-Cash for AMERICAN TOWER CORP CLASS A CO, Goldman Sachs account, 525.00, \$FZC: AMERICAN TOWER CORP ...			
Account number	Account name	Debit	Credit
1010	Goldman Sachs		70.00
40119	Qualified dividend		0.00
40119	Qualified dividend		87.50
40119	Qualified dividend		70.00
40119	Qualified dividend		105.00
40119	Qualified dividend		70.00
40119	Qualified dividend		35.00
40119	Qualified dividend		35.00
40119	Qualified dividend		52.50
40119	Qualified dividend		70.00
Totals:			525.00
			525.00

12/23/2011 - Sell of SPDR TR UNIT SER 1 BUY TRADE 2, Goldman Sachs account, 1,000.000000sh./ct., 126,080.00, 9.99 comm.			
Account number	Account name	Debit	Credit
302	Undistributed gains/losses		0.00
1010	Goldman Sachs		1,105.02
40122	STCG		0.00
103232251	Cost block #251		124,964.99
Totals:			126,070.01
			126,070.01

Date: 12/28/2011			
12/28/2011 - Buy of POWERSHARES US DOLLAR INDEX BULLISH FUND BUY TRADE 5000 @22.1399, Goldman Sachs account, block #11, 1,000.0000...			
Account number	Account name	Debit	Credit
1010	Goldman Sachs		0.00
103226211	Cost block #11		22,589.99
Totals:			22,589.99
			22,589.99

12/28/2011 - Buy of POWERSHARES US DOLLAR INDEX BULLISH FUND BUY TRADE 5000 @22.1399, Goldman Sachs account, block #12, 1,000.0000...			
Account number	Account name	Debit	Credit
1010	Goldman Sachs		0.00
103226212	Cost block #12		22,539.99
Totals:			22,539.99
			22,539.99

12/28/2011 - Sell of PREMIER EXHIBITIONS INC COM BU, Goldman Sachs account, 5,356.000000sh./ct., 12,211.68, 9.99 comm.			
Account number	Account name	Debit	Credit
302	Undistributed gains/losses		3.09
1010	Goldman Sachs		2,885.34
1010	Goldman Sachs		1,038.83
1010	Goldman Sachs		0.00
40113	LTCG		11,162.86
40113	LTCG		0.00
40124	Unrealized Gain		2,587.86
40124	Unrealized Gain		0.00
10321921	Cost block #1		248.48
10321922	Cost block #2		0.00
10321932	Unrlzd. gain block #2		49.00
10321933	Unrlzd. gain block #1		3.09
Totals:			12,253.78
			12,253.78

12/28/2011 - Sell of SPDR TR UNIT SER 1 BUY TRADE 2, Goldman Sachs account, 1,000.000000sh./ct., 125,330.00, 9.99 comm.			
Account number	Account name	Debit	Credit
302	Undistributed gains/losses		0.00
1010	Goldman Sachs		355.01
40122	STCG		125,320.01
103232251	Cost block #251		0.00
Totals:			124,964.99
			125,320.01

Date: 12/29/2011			
12/29/2011 - Buy of LOUISIANA PAC CORP COM BUY TRA, Goldman Sachs account, block #40, 1,000.000000sh./ct., 8,110.00, 9.99 comm.			
Account number	Account name	Debit	Credit
1010	Goldman Sachs		0.00
103234240	Cost block #40		8,119.99
Totals:			8,119.99
			8,119.99

12/29/2011 - Qualified dividend-Cash for PROLOGIS COM BUY TRADE 2000 @1, Goldman Sachs account, 504.00, PROLOGIS COM ORDINARY DIVI...			
Account number	Account name	Debit	Credit
302	Undistributed gains/losses		0.00
1010	Goldman Sachs		504.00
1010	Goldman Sachs		0.00
1010	Goldman Sachs		0.00
1010	Goldman Sachs		0.00
1010	Goldman Sachs		0.00
40119	Qualified dividend		126.00
40119	Qualified dividend		0.00
40119	Qualified dividend		126.00
40119	Qualified dividend		0.00
40119	Qualified dividend		75.60
40119	Qualified dividend		126.00
40119	Qualified dividend		50.40
Totals:			504.00
			504.00

12/29/2011 - Sell of MOBILE TELESYSTEMS COM BUY TRA, Goldman Sachs account, 200.000000sh./ct., 2,836.00			
Account number	Account name	Debit	Credit
302	Undistributed gains/losses		620.00
1010	Goldman Sachs		2,836.00
Totals:			0.00
			0.00

12/29/2011 - Sell of MOBILE TELESYSTEMS COM BUY TRA, Goldman Sachs account, 200.00000sh./ct., 2,836.00				
Account number	Account name	Debit	Credit	
40122	STCG		420.00	0.00
40124	Unrealized Gain		200.00	0.00
1032425	Cost block #5		0.00	3,256.00
1032435	Unrlzd. gain block #5		0.00	200.00
Totals:			3,456.00	3,456.00

12/29/2011 - Sell of MOBILE TELESYSTEMS COM BUY TRA, Goldman Sachs account, 1,000.00000sh./ct., 14,190.00, 9.99 comm.				
Account number	Account name	Debit	Credit	
302	Undistributed gains/losses		3,099.99	0.00
1010	Goldman Sachs		11,344.01	0.00
1010	Goldman Sachs		2,836.00	0.00
40122	STCG		1,679.98	0.00
40122	STCG		390.00	0.00
40124	Unrealized Gain		800.01	0.00
40124	Unrealized Gain		230.00	0.00
1032425	Cost block #5		0.00	13,023.99
1032426	Cost block #6		0.00	3,226.00
1032435	Unrlzd. gain block #5		0.00	800.01
1032436	Unrlzd. gain block #6		0.00	230.00
Totals:			17,280.00	17,280.00

Date: 12/30/2011				
12/30/2011 - Buy of POWERSHARES UUP Jan 19 13 21.0 C BUY TRADE 1 @2, Goldman Sachs account, block #1, 1sh./ct., 200.00				
Account number	Account name	Debit	Credit	
1010	Goldman Sachs		0.00	200.00
103227721	Cost block #1		200.00	0.00
Totals:			200.00	200.00

12/30/2011 - Buy of POWERSHARES UUP Jan 19 13 21.0 C BUY TRADE 1 @2, Goldman Sachs account, block #2, 29sh./ct., 5,858.00				
Account number	Account name	Debit	Credit	
1010	Goldman Sachs		0.00	5,858.00
103227722	Cost block #2		5,858.00	0.00
Totals:			5,858.00	5,858.00

12/30/2011 - Qualified dividend-Cash for ARCOS DORADOS HOLDINGS COM BUY TRADE 500 @22.3782, Goldman Sachs account, 119.40, ARCOS D...				
Account number	Account name	Debit	Credit	
302	Undistributed gains/losses		0.00	119.40
1010	Goldman Sachs		11.94	0.00
1010	Goldman Sachs		29.85	0.00
1010	Goldman Sachs		29.85	0.00
1010	Goldman Sachs		29.85	0.00
1010	Goldman Sachs		17.91	0.00
40119	Qualified dividend		0.00	11.94
40119	Qualified dividend		0.00	29.85
40119	Qualified dividend		0.00	29.85
40119	Qualified dividend		0.00	17.91
40119	Qualified dividend		0.00	29.85
Totals:			119.40	119.40

12/30/2011 - Qualified dividend-Cash for AMEREN CORP CM BUY TRADE 500 @31.6985, Goldman Sachs account, 1,120.00, AMEREN CORP CM QU...				
Account number	Account name	Debit	Credit	
302	Undistributed gains/losses		0.00	1,120.00
1010	Goldman Sachs		40.00	0.00
1010	Goldman Sachs		400.00	0.00
1010	Goldman Sachs		160.00	0.00
1010	Goldman Sachs		200.00	0.00
1010	Goldman Sachs		120.00	0.00
1010	Goldman Sachs		200.00	0.00
40119	Qualified dividend		0.00	40.00
40119	Qualified dividend		0.00	400.00
40119	Qualified dividend		0.00	160.00
40119	Qualified dividend		0.00	200.00
40119	Qualified dividend		0.00	120.00
40119	Qualified dividend		0.00	200.00
Totals:			1,120.00	1,120.00

12/30/2011 - Valuation ENTERPRISE PRODUCTS PARTNERS L on Goldman Sachs @ 46.38000000, PFIZER INC COM BUY TRADE 3000 on Goldman Sac...				
Account number	Account name	Debit	Credit	
302	Undistributed gains/losses		374,181.12	673,770.82
40124	Unrealized Gain		0.00	356.00
40124	Unrealized Gain		0.00	534.00
40124	Unrealized Gain		0.00	133.50
40124	Unrealized Gain		0.00	267.00
40124	Unrealized Gain		0.00	178.00
40124	Unrealized Gain		15.99	0.00
40124	Unrealized Gain		0.00	785.00
40124	Unrealized Gain		0.00	785.00
40124	Unrealized Gain		1,140.00	0.00
40124	Unrealized Gain		10.00	0.00
40124	Unrealized Gain		10.00	0.00
40124	Unrealized Gain		30.00	0.00
40124	Unrealized Gain		278.00	0.00

12/30/2011 - Valuation ENTERPRISE PRODUCTS PARTNERS L on Goldman Sachs @ 46.3800000, PFIZER INC COM BUY TRADE 3000 on Goldman Sac...

Account number	Account name	Debit	Credit
40124	Unrealized Gain	19.99	0.00
40124	Unrealized Gain	695.00	0.00
40124	Unrealized Gain	417.00	0.00
40124	Unrealized Gain	1,039.99	0.00
40124	Unrealized Gain	0.00	1,718.00
40124	Unrealized Gain	0.00	859.00
40124	Unrealized Gain	0.00	3,436.00
40124	Unrealized Gain	0.00	1,718.00
40124	Unrealized Gain	0.00	1,718.00
40124	Unrealized Gain	0.00	269.00
40124	Unrealized Gain	0.00	403.50
40124	Unrealized Gain	0.00	74.01
40124	Unrealized Gain	0.00	538.00
40124	Unrealized Gain	0.00	1,345.00
40124	Unrealized Gain	0.00	403.50
40124	Unrealized Gain	833.33	0.00
40124	Unrealized Gain	1,693.99	0.00
40124	Unrealized Gain	180.00	0.00
40124	Unrealized Gain	225.00	0.00
40124	Unrealized Gain	225.00	0.00
40124	Unrealized Gain	45.00	0.00
40124	Unrealized Gain	97.99	0.00
40124	Unrealized Gain	0.00	385.00
40124	Unrealized Gain	0.00	385.00
40124	Unrealized Gain	0.00	302.01
40124	Unrealized Gain	0.00	385.00
40124	Unrealized Gain	0.00	90.00
40124	Unrealized Gain	0.00	63.00
40124	Unrealized Gain	0.00	90.00
40124	Unrealized Gain	49.99	0.00
40124	Unrealized Gain	0.00	90.00
40124	Unrealized Gain	0.00	72.00
40124	Unrealized Gain	0.00	90.00
40124	Unrealized Gain	0.00	135.00
40124	Unrealized Gain	0.00	90.00
40124	Unrealized Gain	0.00	1,530.00
40124	Unrealized Gain	0.00	2,907.00
40124	Unrealized Gain	0.00	153.00
40124	Unrealized Gain	0.00	675.00
40124	Unrealized Gain	0.00	1,481.01
40124	Unrealized Gain	0.00	2,025.00
40124	Unrealized Gain	0.00	2,025.00
40124	Unrealized Gain	0.00	269,360.00
40124	Unrealized Gain	0.00	273,000.00
40124	Unrealized Gain	0.00	990.00
40124	Unrealized Gain	0.00	990.00
40124	Unrealized Gain	0.00	8.01
40124	Unrealized Gain	0.00	990.00
40124	Unrealized Gain	12,975.00	0.00
40124	Unrealized Gain	0.00	226.01
40124	Unrealized Gain	0.00	135.01
40124	Unrealized Gain	0.00	435.00
40124	Unrealized Gain	0.00	320.01
40124	Unrealized Gain	0.00	575.01
40124	Unrealized Gain	0.00	1,025.00
40124	Unrealized Gain	0.00	810.01
40124	Unrealized Gain	0.00	164.00
40124	Unrealized Gain	0.00	1,025.00
40124	Unrealized Gain	0.00	246.00
40124	Unrealized Gain	119.99	0.00
40124	Unrealized Gain	0.00	410.00
40124	Unrealized Gain	0.00	246.00
40124	Unrealized Gain	0.00	615.00
40124	Unrealized Gain	0.00	369.00
40124	Unrealized Gain	69.99	0.00
40124	Unrealized Gain	0.00	1,025.00
40124	Unrealized Gain	0.00	665.01
40124	Unrealized Gain	6,149.99	0.00
40124	Unrealized Gain	232.99	0.00
40124	Unrealized Gain	2,253.99	0.00
40124	Unrealized Gain	0.00	162.00
40124	Unrealized Gain	0.00	70.00
40124	Unrealized Gain	0.00	175.00
40124	Unrealized Gain	188.00	0.00
40124	Unrealized Gain	282.00	0.00
40124	Unrealized Gain	94.00	0.00
40124	Unrealized Gain	940.00	0.00

12/30/2011 - Valuation ENTERPRISE PRODUCTS PARTNERS L on Goldman Sachs @ 46.3800000, PFIZER INC COM BUY TRADE 3000 on Goldman Sac...

Account number	Account name	Debit	Credit
40124	Unrealized Gain	317,250.00	0.00
40124	Unrealized Gain	0.00	684.00
40124	Unrealized Gain	0.00	684.00
40124	Unrealized Gain	0.00	1,824.00
40124	Unrealized Gain	0.00	456.00
40124	Unrealized Gain	0.00	456.00
40124	Unrealized Gain	0.00	456.00
40124	Unrealized Gain	633.00	0.00
40124	Unrealized Gain	1,266.00	0.00
40124	Unrealized Gain	633.00	0.00
40124	Unrealized Gain	0.00	2,330.00
40124	Unrealized Gain	0.00	466.00
40124	Unrealized Gain	0.00	466.00
40124	Unrealized Gain	0.00	1,398.00
40124	Unrealized Gain	0.00	3,585.00
40124	Unrealized Gain	1,109.99	0.00
40124	Unrealized Gain	65.79	0.00
40124	Unrealized Gain	374.20	0.00
40124	Unrealized Gain	0.00	100.01
40124	Unrealized Gain	1,790.00	0.00
40124	Unrealized Gain	5,370.00	0.00
40124	Unrealized Gain	1,790.00	0.00
40124	Unrealized Gain	1,790.00	0.00
40124	Unrealized Gain	0.00	38.00
40124	Unrealized Gain	0.00	38.00
40124	Unrealized Gain	0.00	38.00
40124	Unrealized Gain	0.00	114.00
40124	Unrealized Gain	388.00	0.00
40124	Unrealized Gain	249.99	0.00
40124	Unrealized Gain	480.00	0.00
40124	Unrealized Gain	970.00	0.00
40124	Unrealized Gain	0.00	3,550.00
40124	Unrealized Gain	0.00	4,970.00
40124	Unrealized Gain	0.00	1,877.24
40124	Unrealized Gain	0.00	4,512.76
40124	Unrealized Gain	0.00	2,059.00
40124	Unrealized Gain	0.00	781.00
40124	Unrealized Gain	0.00	1,710.00
40124	Unrealized Gain	0.00	855.00
40124	Unrealized Gain	285.00	0.00
40124	Unrealized Gain	321.99	0.00
40124	Unrealized Gain	475.00	0.00
40124	Unrealized Gain	0.00	395.00
40124	Unrealized Gain	0.00	158.00
40124	Unrealized Gain	0.00	237.00
40124	Unrealized Gain	0.00	316.00
40124	Unrealized Gain	0.00	1,944.00
40124	Unrealized Gain	0.00	1,080.00
40124	Unrealized Gain	0.00	1,440.00
40124	Unrealized Gain	0.00	88.01
40124	Unrealized Gain	0.00	620.00
40124	Unrealized Gain	0.00	122.01
40124	Unrealized Gain	0.00	226.01
40124	Unrealized Gain	0.00	760.00
40124	Unrealized Gain	0.00	608.00
40124	Unrealized Gain	0.00	608.00
40124	Unrealized Gain	0.00	608.00
40124	Unrealized Gain	0.00	152.00
40124	Unrealized Gain	0.00	608.00
40124	Unrealized Gain	0.00	1,520.00
40124	Unrealized Gain	0.00	304.00
40124	Unrealized Gain	0.00	110.01
40124	Unrealized Gain	449.99	0.00
40124	Unrealized Gain	440.00	0.00
40124	Unrealized Gain	268.99	0.00
40124	Unrealized Gain	2,080.00	0.00
40124	Unrealized Gain	1,629.99	0.00
40124	Unrealized Gain	0.00	80.01
40124	Unrealized Gain	0.00	2,325.50
40124	Unrealized Gain	0.00	2,325.50
40124	Unrealized Gain	0.00	564.41
40124	Unrealized Gain	0.00	930.20
40124	Unrealized Gain	0.00	940.00
40124	Unrealized Gain	0.00	150.40
40124	Unrealized Gain	0.00	188.00
40124	Unrealized Gain	0.00	533.92
40124	Unrealized Gain	0.00	406.08
40124	Unrealized Gain	0.00	940.00

12/30/2011 - Valuation ENTERPRISE PRODUCTS PARTNERS L on Goldman Sachs @ 46.38000000, PFIZER INC COM BUY TRADE 3000 on Goldman Sac...

Account number	Account name	Debit	Credit	
40124	Unrealized Gain	0.00		601.60
40124	Unrealized Gain	0.00		20.00
40124	Unrealized Gain	0.00		90.01
40124	Unrealized Gain	0.00		10.01
40124	Unrealized Gain	0.00		10.01
40124	Unrealized Gain	0.00		200.01
40124	Unrealized Gain	0.00		110.01
40124	Unrealized Gain	49.99		0.00
40124	Unrealized Gain	160.00		0.00
40124	Unrealized Gain	69.99		0.00
40124	Unrealized Gain	0.00		101.00
40124	Unrealized Gain	0.00		202.00
40124	Unrealized Gain	0.00		151.50
40124	Unrealized Gain	0.00		202.00
40124	Unrealized Gain	0.00		202.00
40124	Unrealized Gain	0.00		252.50
40124	Unrealized Gain	0.00		303.00
40124	Unrealized Gain	0.00		101.00
40124	Unrealized Gain	0.00		3,430.00
40124	Unrealized Gain	0.00		1,960.00
40124	Unrealized Gain	0.00		106.00
40124	Unrealized Gain	0.00		530.00
40124	Unrealized Gain	0.00		64.66
40124	Unrealized Gain	0.00		265.00
40124	Unrealized Gain	0.00		200.34
40124	Unrealized Gain	0.00		159.00
40124	Unrealized Gain	0.00		430.00
40124	Unrealized Gain	0.00		645.00
40124	Unrealized Gain	0.00		645.00
40124	Unrealized Gain	0.00		430.00
40124	Unrealized Gain	0.00		430.00
40124	Unrealized Gain	0.00		430.00
40124	Unrealized Gain	0.00		172.00
40124	Unrealized Gain	0.00		258.00
40124	Unrealized Gain	0.00		286.67
40124	Unrealized Gain	0.00		1.15
40124	Unrealized Gain	0.00		795.01
40124	Unrealized Gain	0.00		286.67
40124	Unrealized Gain	0.00		516.00
40124	Unrealized Gain	0.00		860.00
40124	Unrealized Gain	0.00		573.33
40124	Unrealized Gain	0.00		860.00
40124	Unrealized Gain	0.00		286.67
40124	Unrealized Gain	0.00		344.00
40124	Unrealized Gain	0.00		286.67
40124	Unrealized Gain	68.00		0.00
40124	Unrealized Gain	680.00		0.00
40124	Unrealized Gain	272.00		0.00
40124	Unrealized Gain	340.00		0.00
40124	Unrealized Gain	0.00		128.01
40124	Unrealized Gain	340.00		0.00
40124	Unrealized Gain	0.00		250.00
40124	Unrealized Gain	0.00		250.00
40124	Unrealized Gain	0.00		100.00
40124	Unrealized Gain	0.00		50.00
40124	Unrealized Gain	0.00		225.00
40124	Unrealized Gain	0.00		75.00
40124	Unrealized Gain	0.00		250.00
40124	Unrealized Gain	0.00		125.00
40124	Unrealized Gain	0.00		25.00
40124	Unrealized Gain	0.00		250.00
40124	Unrealized Gain	0.00		25.00
40124	Unrealized Gain	0.00		125.00
40124	Unrealized Gain	780.00		0.00
40124	Unrealized Gain	0.00		60.00
40124	Unrealized Gain	180.00		0.00
40124	Unrealized Gain	240.00		0.00
40124	Unrealized Gain	120.00		0.00
40124	Unrealized Gain	180.00		0.00
40124	Unrealized Gain	0.00		5.01
40124	Unrealized Gain	0.00		1,530.00
40124	Unrealized Gain	0.00		900.00
40124	Unrealized Gain	0.00		1,470.00
40124	Unrealized Gain	0.00		300.00
40124	Unrealized Gain	10.00		0.00
40124	Unrealized Gain	20.00		0.00
40124	Unrealized Gain	0.00		870.01

12/30/2011 - Valuation ENTERPRISE PRODUCTS PARTNERS L on Goldman Sachs @ 46.38000000, PFIZER INC COM BUY TRADE 3000 on Goldman Sac...				
Account number	Account name	Debit	Credit	
40124	Unrealized Gain		0.00	20.00
40124	Unrealized Gain		189.99	0.00
40124	Unrealized Gain		58.00	0.00
40124	Unrealized Gain		0.00	1,440.00
40124	Unrealized Gain		0.00	1,440.00
40124	Unrealized Gain		0.00	864.00
40124	Unrealized Gain		0.00	488.31
40124	Unrealized Gain		0.00	1,005.00
40124	Unrealized Gain		0.00	1,005.00
40124	Unrealized Gain		0.00	201.00
40124	Unrealized Gain		0.00	1,005.00
40124	Unrealized Gain		0.00	1,005.00
40124	Unrealized Gain		0.00	1,005.00
40124	Unrealized Gain		0.00	2,010.00
40124	Unrealized Gain		0.00	804.00
1032436	Unrlzd. gain block #6		0.00	2,080.00
1032437	Unrlzd. gain block #10		110.01	0.00
1032438	Unrlzd. gain block #8		0.00	449.99
1032439	Unrlzd. gain block #7		0.00	440.00
10321539	Unrlzd. gain block #9		38.00	0.00
10321838	Unrlzd. gain block #9		1,530.00	0.00
10321839	Unrlzd. gain block #8		1,470.00	0.00
10321931	Unrlzd. gain block #3		4,970.00	0.00
10321932	Unrlzd. gain block #2		1,877.24	0.00
10321934	Unrlzd. gain block #4		4,512.76	0.00
10321935	Unrlzd. gain block #5		3,550.00	0.00
10321936	Unrlzd. gain block #7		2,059.00	0.00
10321937	Unrlzd. gain block #6		781.00	0.00
10322233	Unrlzd. gain block #3		990.00	0.00
10322234	Unrlzd. gain block #4		990.00	0.00
10322235	Unrlzd. gain block #5		990.00	0.00
10322236	Unrlzd. gain block #6		8.01	0.00
10322316	Unrlzd. gain block #16		1,824.00	0.00
10322317	Unrlzd. gain block #17		456.00	0.00
10322318	Unrlzd. gain block #18		684.00	0.00
10322319	Unrlzd. gain block #19		456.00	0.00
10322320	Unrlzd. gain block #21		684.00	0.00
10322321	Unrlzd. gain block #20		456.00	0.00
10322335	Unrlzd. gain block #5		1,710.00	0.00
10322336	Unrlzd. gain block #6		855.00	0.00
10322431	Unrlzd. gain block #1		0.00	30.00
10322432	Unrlzd. gain block #3		0.00	10.00
10322433	Unrlzd. gain block #2		0.00	10.00
10322531	Unrlzd. gain block #3		430.00	0.00
10322532	Unrlzd. gain block #2		172.00	0.00
10322533	Unrlzd. gain block #1		258.00	0.00
10322534	Unrlzd. gain block #4		430.00	0.00
10322632	Unrlzd. gain block #2		1,025.00	0.00
10322633	Unrlzd. gain block #7		164.00	0.00
10322634	Unrlzd. gain block #3		1,025.00	0.00
10322635	Unrlzd. gain block #6		246.00	0.00
10322636	Unrlzd. gain block #5		246.00	0.00
10322637	Unrlzd. gain block #4		369.00	0.00
10322638	Unrlzd. gain block #9		410.00	0.00
10322639	Unrlzd. gain block #8		615.00	0.00
10322731	Unrlzd. gain block #2		106.00	0.00
10322732	Unrlzd. gain block #1		530.00	0.00
10322733	Unrlzd. gain block #3		159.00	0.00
10322734	Unrlzd. gain block #5		64.66	0.00
10322735	Unrlzd. gain block #6		265.00	0.00
10322736	Unrlzd. gain block #4		200.34	0.00
10322831	Unrlzd. gain block #1		269,360.00	0.00
10322832	Unrlzd. gain block #2		273,000.00	0.00
10324310	Unrlzd. gain block #9		0.00	268.99
10325533	Unrlzd. gain block #9		226.01	0.00
10325534	Unrlzd. gain block #8		135.01	0.00
10325535	Unrlzd. gain block #7		435.00	0.00
10325536	Unrlzd. gain block #6		320.01	0.00
10325537	Unrlzd. gain block #5		575.01	0.00
10325538	Unrlzd. gain block #3		1,025.00	0.00
10325539	Unrlzd. gain block #4		810.01	0.00
10326535	Unrlzd. gain block #6		785.00	0.00
10326536	Unrlzd. gain block #5		785.00	0.00
10327238	Unrlzd. gain block #8		0.00	1,140.00
10329539	Unrlzd. gain block #10		0.00	180.00
20924344	Unrlzd. gain block #46		608.00	0.00
20924345	Unrlzd. gain block #45		608.00	0.00

12/30/2011 - Valuation ENTERPRISE PRODUCTS PARTNERS L on Goldman Sachs @ 46.38000000, PFIZER INC COM BUY TRADE 3000 on Goldman Sac...

Account number	Account name	Debit	Credit	
20924346	Unrlzd. gain block #44		152.00	0.00
20924347	Unrlzd. gain block #48		608.00	0.00
20924348	Unrlzd. gain block #47		1,520.00	0.00
20924349	Unrlzd. gain block #49		304.00	0.00
20924350	Unrlzd. gain block #50		760.00	0.00
20928357	Unrlzd. gain block #62		1.15	0.00
20928358	Unrlzd. gain block #65		286.67	0.00
20928359	Unrlzd. gain block #64		286.67	0.00
20928360	Unrlzd. gain block #63		286.67	0.00
20928361	Unrlzd. gain block #66		286.67	0.00
20928362	Unrlzd. gain block #67		573.33	0.00
20928363	Unrlzd. gain block #68		860.00	0.00
20928364	Unrlzd. gain block #70		516.00	0.00
20928365	Unrlzd. gain block #71		860.00	0.00
20928366	Unrlzd. gain block #69		344.00	0.00
20928367	Unrlzd. gain block #72		795.01	0.00
103213733	Unrlzd. gain block #3		162.00	0.00
103215310	Unrlzd. gain block #10		38.00	0.00
103215311	Unrlzd. gain block #11		38.00	0.00
103215312	Unrlzd. gain block #12		114.00	0.00
103215634	Unrlzd. gain block #4		620.00	0.00
103215635	Unrlzd. gain block #7		88.01	0.00
103215636	Unrlzd. gain block #6		122.01	0.00
103215637	Unrlzd. gain block #5		226.01	0.00
103218310	Unrlzd. gain block #10		900.00	0.00
103218311	Unrlzd. gain block #11		300.00	0.00
103218831	Unrlzd. gain block #2		0.00	10.00
103218832	Unrlzd. gain block #1		0.00	20.00
103220732	Unrlzd. gain block #2		0.00	1,109.99
103220733	Unrlzd. gain block #3		0.00	65.79
103220734	Unrlzd. gain block #4		0.00	374.20
103220735	Unrlzd. gain block #5		100.01	0.00
103222134	Unrlzd. gain block #4		385.00	0.00
103222135	Unrlzd. gain block #5		385.00	0.00
103222136	Unrlzd. gain block #6		385.00	0.00
103222137	Unrlzd. gain block #8		0.00	97.99
103222138	Unrlzd. gain block #7		302.01	0.00
103223135	Unrlzd. gain block #5		158.00	0.00
103223136	Unrlzd. gain block #6		237.00	0.00
103223137	Unrlzd. gain block #7		395.00	0.00
103223138	Unrlzd. gain block #8		316.00	0.00
103223438	Unrlzd. gain block #8		0.00	285.00
103223439	Unrlzd. gain block #9		0.00	475.00
103223531	Unrlzd. gain block #1		2,025.00	0.00
103223532	Unrlzd. gain block #2		675.00	0.00
103223533	Unrlzd. gain block #3		2,025.00	0.00
103223534	Unrlzd. gain block #4		1,481.01	0.00
103224431	Unrlzd. gain block #3		1,718.00	0.00
103224432	Unrlzd. gain block #4		859.00	0.00
103224433	Unrlzd. gain block #1		3,436.00	0.00
103224434	Unrlzd. gain block #2		1,718.00	0.00
103224435	Unrlzd. gain block #5		1,718.00	0.00
103224631	Unrlzd. gain block #2		3,430.00	0.00
103224632	Unrlzd. gain block #1		1,960.00	0.00
103224738	Unrlzd. gain block #8		0.00	6,149.99
103224739	Unrlzd. gain block #10		0.00	232.99
103225131	Unrlzd. gain block #3		356.00	0.00
103225132	Unrlzd. gain block #1		534.00	0.00
103225133	Unrlzd. gain block #2		178.00	0.00
103225134	Unrlzd. gain block #4		267.00	0.00
103225135	Unrlzd. gain block #5		133.50	0.00
103225136	Unrlzd. gain block #6		0.00	15.99
103225231	Unrlzd. gain block #2		2,907.00	0.00
103225232	Unrlzd. gain block #1		153.00	0.00
103225233	Unrlzd. gain block #3		1,530.00	0.00
103225331	Unrlzd. gain block #1		2,330.00	0.00
103225332	Unrlzd. gain block #2		1,398.00	0.00
103225333	Unrlzd. gain block #3		466.00	0.00
103225334	Unrlzd. gain block #4		466.00	0.00
103225531	Unrlzd. gain block #1		175.00	0.00
103225532	Unrlzd. gain block #2		70.00	0.00
103225632	Unrlzd. gain block #3		645.00	0.00
103225633	Unrlzd. gain block #2		430.00	0.00
103225634	Unrlzd. gain block #5		430.00	0.00
103225635	Unrlzd. gain block #4		645.00	0.00
103226131	Unrlzd. gain block #1		1,005.00	0.00
103226132	Unrlzd. gain block #6		1,005.00	0.00

12/30/2011 - Valuation ENTERPRISE PRODUCTS PARTNERS L on Goldman Sachs @ 46.38000000, PFIZER INC COM BUY TRADE 3000 on Goldman Sac...

Account number	Account name	Debit	Credit
103226133	Unrlzd. gain block #4	201.00	0.00
103226134	Unrlzd. gain block #7	1,005.00	0.00
103226135	Unrlzd. gain block #5	1,005.00	0.00
103226136	Unrlzd. gain block #8	1,005.00	0.00
103226137	Unrlzd. gain block #2	2,010.00	0.00
103226138	Unrlzd. gain block #3	804.00	0.00
103226310	Unrlzd. gain block #11	0.00	119.99
103226311	Unrlzd. gain block #12	0.00	69.99
103226312	Unrlzd. gain block #10	665.01	0.00
103226331	Unrlzd. gain block #1	0.00	1,790.00
103226332	Unrlzd. gain block #2	0.00	5,370.00
103226333	Unrlzd. gain block #4	0.00	1,790.00
103226334	Unrlzd. gain block #3	0.00	1,790.00
103226531	Unrlzd. gain block #5	0.00	278.00
103226533	Unrlzd. gain block #3	0.00	695.00
103226534	Unrlzd. gain block #4	0.00	417.00
103226536	Unrlzd. gain block #7	0.00	19.99
103226537	Unrlzd. gain block #6	0.00	1,039.99
103226631	Unrlzd. gain block #2	0.00	680.00
103226632	Unrlzd. gain block #3	0.00	340.00
103226633	Unrlzd. gain block #1	0.00	340.00
103226634	Unrlzd. gain block #4	0.00	68.00
103226635	Unrlzd. gain block #5	0.00	272.00
103226636	Unrlzd. gain block #6	128.01	0.00
103226731	Unrlzd. gain block #3	0.00	282.00
103226732	Unrlzd. gain block #2	0.00	94.00
103226733	Unrlzd. gain block #1	0.00	940.00
103226734	Unrlzd. gain block #4	0.00	188.00
103226831	Unrlzd. gain block #1	0.00	780.00
103226832	Unrlzd. gain block #3	0.00	180.00
103226833	Unrlzd. gain block #2	0.00	120.00
103226834	Unrlzd. gain block #4	0.00	240.00
103226835	Unrlzd. gain block #5	0.00	180.00
103226836	Unrlzd. gain block #6	60.00	0.00
103226837	Unrlzd. gain block #7	5.01	0.00
103226931	Unrlzd. gain block #2	538.00	0.00
103226932	Unrlzd. gain block #1	1,345.00	0.00
103226933	Unrlzd. gain block #5	269.00	0.00
103226934	Unrlzd. gain block #4	403.50	0.00
103226935	Unrlzd. gain block #3	403.50	0.00
103226936	Unrlzd. gain block #6	74.01	0.00
103227131	Unrlzd. gain block #2	1,440.00	0.00
103227132	Unrlzd. gain block #3	1,440.00	0.00
103227134	Unrlzd. gain block #4	864.00	0.00
103227135	Unrlzd. gain block #5	488.31	0.00
103227432	Unrlzd. gain block #4	0.00	633.00
103227433	Unrlzd. gain block #2	0.00	1,266.00
103227434	Unrlzd. gain block #3	0.00	633.00
103227531	Unrlzd. gain block #1	0.00	833.33
103227532	Unrlzd. gain block #2	0.00	1,693.99
103227631	Unrlzd. gain block #6	20.00	0.00
103227632	Unrlzd. gain block #1	90.01	0.00
103227633	Unrlzd. gain block #5	10.01	0.00
103227634	Unrlzd. gain block #7	10.01	0.00
103227635	Unrlzd. gain block #3	200.01	0.00
103227636	Unrlzd. gain block #2	110.01	0.00
103227637	Unrlzd. gain block #9	0.00	49.99
103227638	Unrlzd. gain block #8	0.00	160.00
103227639	Unrlzd. gain block #4	0.00	69.99
103227731	Unrlzd. gain block #2	0.00	58.00
103227831	Unrlzd. gain block #1	1,440.00	0.00
103227931	Unrlzd. gain block #1	0.00	12,975.00
103228131	Unrlzd. gain block #1	0.00	317,250.00
103234332	Unrlzd. gain block #32	90.00	0.00
103234333	Unrlzd. gain block #34	90.00	0.00
103234334	Unrlzd. gain block #35	90.00	0.00
103234335	Unrlzd. gain block #33	135.00	0.00
103234336	Unrlzd. gain block #36	63.00	0.00
103234337	Unrlzd. gain block #38	90.00	0.00
103234338	Unrlzd. gain block #37	72.00	0.00
103234339	Unrlzd. gain block #39	90.00	0.00
103234340	Unrlzd. gain block #40	0.00	49.99
103239316	Unrlzd. gain block #16	0.00	1,629.99
103239317	Unrlzd. gain block #17	80.01	0.00
103252313	Unrlzd. gain block #13	0.00	388.00
103252314	Unrlzd. gain block #14	0.00	970.00
103252315	Unrlzd. gain block #16	0.00	249.99

12/30/2011 - Valuation ENTERPRISE PRODUCTS PARTNERS L on Goldman Sachs @ 46.38000000, PFIZER INC COM BUY TRADE 3000 on Goldman Sac...

Account number	Account name	Debit	Credit
103252316	Unrlzd. gain block #15	0.00	480.00
103269321	Unrlzd. gain block #21	2,325.50	0.00
103269322	Unrlzd. gain block #22	2,325.50	0.00
103269323	Unrlzd. gain block #23	930.20	0.00
103269324	Unrlzd. gain block #24	564.41	0.00
103276310	Unrlzd. gain block #10	1,944.00	0.00
103276311	Unrlzd. gain block #11	1,080.00	0.00
103294313	Unrlzd. gain block #15	50.00	0.00
103294314	Unrlzd. gain block #14	125.00	0.00
103294315	Unrlzd. gain block #16	75.00	0.00
103294317	Unrlzd. gain block #19	125.00	0.00
103294318	Unrlzd. gain block #17	100.00	0.00
103294319	Unrlzd. gain block #18	25.00	0.00
103294320	Unrlzd. gain block #20	250.00	0.00
103294321	Unrlzd. gain block #21	25.00	0.00
103294322	Unrlzd. gain block #24	250.00	0.00
103294323	Unrlzd. gain block #23	250.00	0.00
103294324	Unrlzd. gain block #22	225.00	0.00
103294325	Unrlzd. gain block #25	250.00	0.00
103295310	Unrlzd. gain block #9	0.00	225.00
103295311	Unrlzd. gain block #11	0.00	225.00
103295312	Unrlzd. gain block #12	0.00	45.00
1032108311	Unrlzd. gain block #11	151.50	0.00
1032108312	Unrlzd. gain block #13	202.00	0.00
1032108313	Unrlzd. gain block #12	252.50	0.00
1032108314	Unrlzd. gain block #14	202.00	0.00
1032108315	Unrlzd. gain block #16	101.00	0.00
1032108316	Unrlzd. gain block #15	202.00	0.00
1032108317	Unrlzd. gain block #18	303.00	0.00
1032108318	Unrlzd. gain block #17	101.00	0.00
1032124314	Unrlzd. gain block #14	3,585.00	0.00
1032125316	Unrlzd. gain block #17	188.00	0.00
1032125318	Unrlzd. gain block #18	940.00	0.00
1032125319	Unrlzd. gain block #21	940.00	0.00
1032125320	Unrlzd. gain block #20	533.92	0.00
1032125321	Unrlzd. gain block #19	406.08	0.00
1032125322	Unrlzd. gain block #22	150.40	0.00
1032125323	Unrlzd. gain block #23	601.60	0.00
1032234310	Unrlzd. gain block #10	0.00	321.99
1032247310	Unrlzd. gain block #9	0.00	2,253.99
10321113124	Unrlzd. gain block #128	20.00	0.00
10321113129	Unrlzd. gain block #130	870.01	0.00
10321113130	Unrlzd. gain block #129	0.00	189.99
Totals:		1,047,951.94	1,047,951.94

12/30/2011 - Incnt. Fee, Partner 01, -1,351.74891293, final charge

Account number	Account name	Debit	Credit
208	Incentive Fee Payable	1,351.75	0.00
5014	Incentive fee paid	0.00	1,351.75
30161218	Incentive fee paid	114,288.41	0.00
30161222	Incentive fee accrued	0.00	1,351.75
30161222	Incentive fee accrued	0.00	114,288.41
Totals:		115,640.16	115,640.16

12/30/2011 - Incnt. Fee, Partner 02, -196.75811145, final charge

Account number	Account name	Debit	Credit
208	Incentive Fee Payable	196.76	0.00
5014	Incentive fee paid	0.00	196.76
301121222	Incentive fee accrued	0.00	196.76
301121222	Incentive fee accrued	0.00	17,016.53
301121258	Incentive fee paid	17,016.53	0.00
Totals:		17,213.29	17,213.29

12/30/2011 - Incnt. Fee, Partner 03, -3,283.00071241, final charge

Account number	Account name	Debit	Credit
208	Incentive Fee Payable	3,283.00	0.00
5014	Incentive fee paid	0.00	3,283.00
301131232	Incentive fee accrued	0.00	3,283.00
301131232	Incentive fee accrued	0.00	275,434.83
3011312210	Incentive fee paid	275,434.83	0.00
Totals:		278,717.83	278,717.83

12/30/2011 - Incnt. Fee, Partner 04, -133.47219773, final charge

Account number	Account name	Debit	Credit
208	Incentive Fee Payable	133.47	0.00
5014	Incentive fee paid	0.00	133.47
301111219	Incentive fee paid	11,543.28	0.00
301111222	Incentive fee accrued	0.00	133.47
301111222	Incentive fee accrued	0.00	11,543.28
Totals:		11,676.75	11,676.75

12/30/2011 - Incnt. Fee, Partner 05, -127.83677287, final charge				
Account number	Account name	Debit	Credit	
208	Incentive Fee Payable		127.84	0.00
5014	Incentive fee paid		0.00	127.84
30121217	Incentive fee paid		11,055.90	0.00
30121222	Incentive fee accrued		0.00	127.84
30121222	Incentive fee accrued		0.00	11,055.90
Totals:			11,183.74	11,183.74
12/30/2011 - Incnt. Fee, Partner 06, -1,636.73168772, final charge				
Account number	Account name	Debit	Credit	
208	Incentive Fee Payable		1,636.73	0.00
5014	Incentive fee paid		0.00	1,636.73
30151218	Incentive fee paid		62,085.27	0.00
30151222	Incentive fee accrued		0.00	1,636.73
30151222	Incentive fee accrued		0.00	62,085.27
Totals:			63,722.00	63,722.00
12/30/2011 - Incnt. Fee, Partner 07, -2,569.2364872, final charge				
Account number	Account name	Debit	Credit	
208	Incentive Fee Payable		2,569.24	0.00
5014	Incentive fee paid		0.00	2,569.24
30191217	Incentive fee paid		63,329.46	0.00
30191222	Incentive fee accrued		0.00	2,569.24
30191222	Incentive fee accrued		0.00	63,329.46
Totals:			65,898.70	65,898.70
12/30/2011 - Incnt. Fee, Partner 09, -131.10009978, final charge				
Account number	Account name	Debit	Credit	
208	Incentive Fee Payable		131.10	0.00
5014	Incentive fee paid		0.00	131.10
30111219	Incentive fee paid		11,338.13	0.00
30111222	Incentive fee accrued		0.00	131.10
30111222	Incentive fee accrued		0.00	11,338.13
Totals:			11,469.23	11,469.23
12/30/2011 - Incnt. Fee, Partner 10, -275.953281, final charge				
Account number	Account name	Debit	Credit	
208	Incentive Fee Payable		275.95	0.00
5014	Incentive fee paid		0.00	275.95
30181217	Incentive fee paid		23,865.69	0.00
30181222	Incentive fee accrued		0.00	275.95
30181222	Incentive fee accrued		0.00	23,865.69
Totals:			24,141.64	24,141.64
12/30/2011 - Incnt. Fee, Partner 11, -24.71938355, final charge				
Account number	Account name	Debit	Credit	
208	Incentive Fee Payable		24.72	0.00
5014	Incentive fee paid		0.00	24.72
30171218	Incentive fee paid		2,581.99	0.00
30171222	Incentive fee accrued		0.00	24.72
30171222	Incentive fee accrued		0.00	2,581.99
Totals:			2,606.71	2,606.71
12/30/2011 - G/L Entry				
Account number	Account name	Debit	Credit	
205	Redemptions Payable		0.00	0.01
1010	Goldman Sachs		0.00	80.49
302	Undistributed gains/losses		80.50	0.00
5012	Expense		80.50	0.00
Totals:			80.50	80.50
Date: 12/31/2011				
12/31/2011 - Dividend, Goldman Sachs account, 0.35				
Account number	Account name	Debit	Credit	
302	Undistributed gains/losses		0.00	0.35
1010	Goldman Sachs		0.35	0.00
4015	Dividend		0.00	0.35
Totals:			0.35	0.35
12/31/2011 - Gains/losses allocation				
Account number	Account name	Debit	Credit	
302	Undistributed gains/losses		294,344.82	36,759.55
30111211	Dividend		0.00	0.00
30111212	Unrealized Gain		0.00	3,970.54
30111213	Expense		37.62	0.00
30111214	STCG		485.86	0.00
30111217	Qualified dividend		0.00	180.71
30121212	Qualified dividend		0.00	176.21
30121213	Dividend		0.00	0.00
30121214	Unrealized Gain		0.00	3,871.70
30121215	Expense		36.68	0.00
30121216	STCG		473.77	0.00
30131212	Qualified dividend		0.00	144.02
30131213	Dividend		0.00	0.00
30131214	Unrealized Gain		0.00	3,164.36

12/31/2011 - Gains/losses allocation			
Account number	Account name	Debit	Credit
30131215	Expense	29.98	0.00
30131216	STCG	387.21	0.00
30151212	Dividend	0.00	0.05
30151213	Unrealized Gain	0.00	43,362.75
30151214	STCG	5,306.15	0.00
30151215	Expense	410.81	0.00
30151217	Qualified dividend	0.00	1,973.53
30161212	Dividend	0.00	0.05
30161213	Unrealized Gain	0.00	41,038.48
30161214	STCG	5,021.74	0.00
30161215	Expense	388.79	0.00
30161217	Qualified dividend	0.00	1,867.75
30171212	Dividend	0.00	0.00
30171213	Unrealized Gain	0.00	811.11
30171214	STCG	99.25	0.00
30171215	Expense	7.68	0.00
30171217	Qualified dividend	0.00	36.92
30181212	Qualified dividend	0.00	380.37
30181213	Dividend	0.00	0.01
30181214	Unrealized Gain	0.00	8,357.60
30181215	Expense	79.18	0.00
30181216	STCG	1,022.69	0.00
30191212	Qualified dividend	0.00	2,978.38
30191213	Dividend	0.00	0.08
30191214	Unrealized Gain	0.00	65,441.65
30191215	Expense	619.99	0.00
30191216	STCG	8,007.87	0.00
301111211	Dividend	0.00	0.01
301111212	Unrealized Gain	0.00	4,042.38
301111213	Expense	38.30	0.00
301111214	STCG	494.65	0.00
301111217	Qualified dividend	0.00	183.98
301112112	LTCG	0.00	40.39
301121253	Qualified dividend	0.00	271.21
301121254	Unrealized Gain	0.00	5,959.07
301121255	Expense	56.46	0.00
301121257	STCG	729.19	0.00
301131221	Qualified dividend	0.00	4,496.54
301131222	Unrealized Gain	0.00	98,798.87
301131223	Expense	936.01	0.00
301131224	STCG	12,089.67	0.00
301131229	LTCG	0.00	1,005.05
301212112	LTCG	0.00	39.39
301312111	LTCG	0.00	32.19
301512112	LTCG	0.00	441.12
301612112	LTCG	0.00	417.47
301712112	LTCG	0.00	8.25
301812112	LTCG	0.00	85.02
301912112	LTCG	0.00	665.72
3011112112	LTCG	0.00	41.12
3011212511	LTCG	0.00	60.62
3011212512	Dividend	0.00	0.01
3011312211	Dividend	0.00	0.12
Totals:		331,104.37	331,104.37

12/31/2011 - G/L Entry			
Account number	Account name	Debit	Credit
175	Bank of America	0.00	1,867.92
302	Undistributed gains/losses	1,867.92	0.00
40124	Unrealized Gain	1,867.92	0.00
1010	Goldman Sachs	0.00	2,520.00
1010	Goldman Sachs	0.00	1,500.00
210	Accrued Expenses	1,459.00	0.00
302	Undistributed gains/losses	2,561.00	0.00
5012	Expense	2,561.00	0.00
Totals:		5,887.92	5,887.92

01/05/2012 18:22:56



Alpha Sample Fund, L.P.
1800 Century Park East
Los Angeles, CA 90067

Schedule D

Schedule D Capital Gains and Losses
January 01, 2011 - December 31, 2011
Goldman Sachs

Part I Short-Term Capital Gains and Losses - Assets Held One Year or Less					
(a) Description of Property	(b) Date acquired	(c) Date sold	(d) Sales price	(e) Cost basis	(f) Gain (loss)
2,500.00sh PROSHARES ULTRASHORT S&P 500 B	December 22, 2010	January 03, 2011	57,970.00	59,584.99	(1,614.98)
2,500.00sh PROSHARES ULTRASHORT S&P 500 B	December 23, 2010	January 03, 2011	57,970.00	59,709.99	(1,739.98)
2,500.00sh PROSHARES ULTRASHORT S&P 500 B	January 03, 2011	January 04, 2011	58,365.01	58,259.99	105.02
2,500.00sh PROSHARES ULTRASHORT S&P 500 B	January 03, 2011	January 04, 2011	58,315.01	58,209.99	105.02
5,000.00sh PROSHARES ULTRASHORT S&P 500 B	January 03, 2011	January 04, 2011	117,290.01	115,859.99	1,430.02
500.00sh SPDR GOLD TR GOLD SHS ETF BUY	December 07, 2010	January 05, 2011	66,925.01	69,059.99	(2,134.99)
2,500.00sh PROSHARES ULTRASHORT S&P 500 B	January 04, 2011	January 05, 2011	58,165.01	58,809.99	(644.98)
300.00sh SPDR GOLD TR GOLD SHS ETF BUY	December 08, 2010	January 06, 2011	39,978.00	40,565.99	(587.99)
200.00sh SPDR GOLD TR GOLD SHS ETF BUY	December 08, 2010	January 06, 2011	26,640.01	27,044.00	(403.99)
500.00sh SPDR GOLD TR GOLD SHS ETF BUY	December 08, 2010	January 06, 2011	66,695.01	67,674.99	(979.98)
2,500.00sh PROSHARES ULTRASHORT S&P 500 B	January 04, 2011	January 07, 2011	58,240.01	58,809.99	(569.98)
2,500.00sh PROSHARES ULTRASHORT S&P 500 B	January 07, 2011	January 07, 2011	58,490.01	58,709.99	(219.98)
2,500.00sh PROSHARES ULTRASHORT S&P 500 B	January 07, 2011	January 07, 2011	58,540.01	58,609.99	(69.98)
500.00sh PROSHARES ULTRASHORT LEHMAN 20	October 21, 2010	January 13, 2011	19,200.01	16,674.99	2,525.01
500.00sh PROSHARES ULTRASHORT LEHMAN 20	October 26, 2010	January 13, 2011	19,200.01	17,004.99	2,195.01
500.00sh PROSHARES ULTRASHORT LEHMAN 20	October 27, 2010	January 13, 2011	19,225.01	17,254.99	1,970.02
500.00sh PROSHARES ULTRASHORT LEHMAN 20	November 04, 2010	January 13, 2011	19,225.01	17,184.99	2,040.02
500.00sh SPDR GOLD TR GOLD SHS ETF BUY	December 08, 2010	January 13, 2011	67,085.00	67,179.99	(94.99)
205.00sh SPDR GOLD TR GOLD SHS ETF BUY	December 13, 2010	January 13, 2011	27,504.85	27,966.10	(461.25)
45.00sh SPDR GOLD TR GOLD SHS ETF BUY	December 13, 2010	January 13, 2011	6,028.11	6,138.90	(110.79)
101.00sh NETFLIX.COM INC COM SHORT SALE	December 14, 2010	January 13, 2011	18,010.83	19,400.08	(1,389.25)
99.00sh NETFLIX.COM INC COM SHORT SALE	December 14, 2010	January 13, 2011	17,654.18	19,021.95	(1,367.77)
2.00sh NETFLIX.COM INC COM SHORT SALE	December 22, 2010	January 13, 2011	369.62	383.68	(14.06)
98.00sh NETFLIX.COM INC COM SHORT SALE	December 22, 2010	January 13, 2011	18,100.41	18,800.32	(699.91)
100.00sh NETFLIX.COM INC COM SHORT SALE	December 22, 2010	January 13, 2011	18,504.01	19,183.99	(679.99)
800.00sh \$IPO: VISA INC CLASS A BUY TRA	January 05, 2011	January 13, 2011	57,294.01	57,361.99	(67.98)
2,500.00sh PROSHARES ULTRASHORT S&P 500 B	January 07, 2011	January 13, 2011	57,215.01	58,359.99	(1,144.98)
250.00sh SPDR GOLD TR GOLD SHS ETF BUY	December 13, 2010	January 14, 2011	33,294.17	34,105.00	(810.83)
100.00sh NETFLIX.COM INC COM SHORT SALE	December 22, 2010	January 14, 2011	18,504.01	19,100.67	(596.66)
200.00sh NETFLIX.COM INC COM SHORT SALE	December 22, 2010	January 14, 2011	37,204.01	38,201.33	(997.32)
200.00sh NETFLIX.COM INC COM SHORT SALE	December 31, 2010	January 14, 2011	35,222.01	38,201.33	(2,979.32)
100.00sh NETFLIX.COM INC COM SHORT SALE	January 06, 2011	January 14, 2011	17,676.01	19,100.66	(1,424.65)
1,100.00sh PROSHARES ULTRASHORT S&P 500 B	January 07, 2011	January 14, 2011	24,866.60	25,663.00	(796.40)
1,400.00sh PROSHARES ULTRASHORT S&P 500 B	January 07, 2011	January 14, 2011	31,648.41	32,657.99	(1,009.58)
500.00sh SPDR GOLD TR GOLD SHS ETF BUY	January 11, 2011	January 14, 2011	66,588.34	67,549.99	(961.65)
2,500.00sh PROSHARES ULTRASHORT S&P 500 B	January 13, 2011	January 14, 2011	56,765.01	57,309.99	(544.98)
1,000.00sh FORD MOTOR COM BUY TRADE 1500	June 21, 2010	January 19, 2011	18,340.01	11,700.00	6,640.01
2,000.00sh \$IPO: DRY SHIPS INCORPORATED C	August 05, 2010	January 19, 2011	10,217.50	9,540.00	677.50
1,000.00sh \$IPO: DRY SHIPS INCORPORATED C	August 05, 2010	January 19, 2011	5,108.75	4,779.99	328.76
2,000.00sh \$IPO: DRY SHIPS INCORPORATED C	August 09, 2010	January 19, 2011	10,217.50	9,909.99	307.51
3,000.00sh \$IPO: DRY SHIPS INCORPORATED C	September 01, 2010	January 19, 2011	15,326.25	12,819.99	2,506.26
2,000.00sh \$IPO: DRY SHIPS INCORPORATED C	October 11, 2010	January 19, 2011	10,410.01	9,229.99	1,180.02
500.00sh PROSHARES ULTRASHORT LEHMAN 20	November 05, 2010	January 19, 2011	19,348.34	17,639.99	1,708.35
500.00sh PROSHARES ULTRASHORT LEHMAN 20	November 09, 2010	January 19, 2011	19,348.34	17,839.99	1,508.35
500.00sh PROSHARES ULTRASHORT LEHMAN 20	November 09, 2010	January 19, 2011	19,348.34	17,679.99	1,668.35
100.00sh FRESH MARKET INC (THE) COM BUY	November 09, 2010	January 19, 2011	4,026.00	3,369.00	657.00
300.00sh FRESH MARKET INC (THE) COM BUY	November 09, 2010	January 19, 2011	12,078.00	10,104.00	1,974.00
100.00sh FRESH MARKET INC (THE) COM BUY	November 09, 2010	January 19, 2011	4,017.01	3,376.99	640.02
1,000.00sh PROSHARES ULTRASHORT LEHMAN 20	November 11, 2010	January 19, 2011	38,696.67	36,549.99	2,146.68
500.00sh PROSHARES ULTRASHORT LEHMAN 20	November 16, 2010	January 19, 2011	19,348.33	19,079.99	268.34
300.00sh \$IPO: GENERAL MOTORS COMPANY C	November 23, 2010	January 19, 2011	11,208.00	10,056.00	1,152.00
700.00sh \$IPO: GENERAL MOTORS COMPANY C	November 23, 2010	January 19, 2011	26,146.17	23,463.99	2,682.18
500.00sh \$IPO: GENERAL MOTORS COMPANY C	December 01, 2010	January 19, 2011	18,675.84	17,394.99	1,280.85
10,000.00sh \$FZC: CITIGROUP INC COM BUY TR	December 10, 2010	January 19, 2011	48,092.86	47,409.99	682.87
4,000.00sh \$FZC: CITIGROUP INC COM BUY TR	December 13, 2010	January 19, 2011	19,237.15	19,369.99	(132.84)
150.00sh MONSANTO CO COM CLOSE SHORT PO	December 17, 2010	January 19, 2011	10,810.50	9,771.99	1,038.51
700.00sh MONSANTO CO COM CLOSE SHORT PO	December 17, 2010	January 19, 2011	50,449.01	45,166.99	5,282.02
150.00sh MONSANTO CO COM CLOSE SHORT PO	December 20, 2010	January 19, 2011	10,810.50	9,752.49	1,058.01
2,500.00sh PROSHARES ULTRASHORT S&P 500 B	January 13, 2011	January 19, 2011	57,195.00	57,234.99	(39.99)
2,500.00sh PROSHARES ULTRASHORT S&P 500 B	January 19, 2011	January 19, 2011	57,195.00	57,359.99	(164.99)
2,500.00sh PROSHARES ULTRASHORT S&P 500 B	January 19, 2011	January 19, 2011	56,715.01	57,234.99	(519.98)
500.00sh AKAMAI TECHNOLOGIES COM BUY TR	October 04, 2010	January 20, 2011	24,475.01	23,429.99	1,045.02
200.00sh AKAMAI TECHNOLOGIES COM BUY TR	October 07, 2010	January 20, 2011	9,928.00	8,912.00	1,016.00
300.00sh AKAMAI TECHNOLOGIES COM BUY TR	October 07, 2010	January 20, 2011	14,885.01	13,367.99	1,517.02
500.00sh AKAMAI TECHNOLOGIES COM BUY TR	October 07, 2010	January 20, 2011	24,855.01	22,204.99	2,650.02
1,000.00sh THOMPSON CREEK METALS CO COM B	October 26, 2010	January 20, 2011	14,110.01	10,754.00	3,356.01
1,000.00sh TESORO CORPORATION COM BUY TRA	December 23, 2010	January 20, 2011	17,980.01	18,410.00	(429.99)
400.00sh PROSHARES ULTRASHORT S&P 500 B	January 19, 2011	January 20, 2011	9,223.20	9,140.00	83.20
2,100.00sh PROSHARES ULTRASHORT S&P 500 B	January 19, 2011	January 20, 2011	48,421.80	47,994.99	426.81
2,500.00sh PROSHARES ULTRASHORT S&P 500 B	January 19, 2011	January 20, 2011	57,645.00	57,084.99	560.01

Part I Short-Term Capital Gains and Losses - Assets Held One Year or Less

(a) Description of Property	(b) Date acquired	(c) Date sold	(d) Sales price	(e) Cost basis	(f) Gain (loss)
2,390.00sh PROSHARES ULTRASHORT S&P 500 B	January 19, 2011	January 20, 2011	55,228.12	54,372.50	855.62
110.00sh PROSHARES ULTRASHORT S&P 500 B	January 19, 2011	January 20, 2011	2,541.88	2,512.49	29.39
2,500.00sh PROSHARES ULTRASHORT S&P 500 B	January 19, 2011	January 20, 2011	57,770.00	56,884.99	885.01
2,500.00sh PROSHARES ULTRASHORT S&P 500 B	January 19, 2011	January 20, 2011	57,415.01	56,809.99	605.02
10 EXXON MOBIL CORPORATION ODU Ja	February 05, 2010	January 21, 2011	4,932.44	0.00	4,932.44
20 WALGREEN CO OOB Jan 22 11 30.0	February 08, 2010	January 21, 2011	4,574.95	0.00	4,574.95
20 MICROSOFT CORP VMF Jan 22 11 2	February 08, 2010	January 21, 2011	3,854.96	0.00	3,854.96
30 VERIZON COMMUNICATIONS VBU Jan	March 04, 2010	January 21, 2011	3,747.51	0.00	3,747.51
30 INTEL CORP INTC Jan 22 11 25.0	April 15, 2010	January 21, 2011	0.00	4,982.49	(4,982.49)
20 INTEL CORP INTC Jan 22 11 25.0	April 16, 2010	January 21, 2011	0.00	3,184.99	(3,184.99)
7 EXXON MOBIL CORPORATION XOM Ja	June 29, 2010	January 21, 2011	0.00	4,672.49	(4,672.49)
3 EXXON MOBIL CORPORATION XOM Ja	June 29, 2010	January 21, 2011	0.00	2,010.00	(2,010.00)
15 ELI LILLY & CO LLY Jan 22 11 4	July 23, 2010	January 21, 2011	0.00	426.24	(426.24)
200.00sh EATON VANCE MUN INCOME TRUST C	November 16, 2010	January 21, 2011	2,169.20	2,219.99	(50.79)
200.00sh EATON VANCE MUN INCOME TRUST C	November 16, 2010	January 21, 2011	2,169.20	2,272.00	(102.80)
200.00sh EATON VANCE MUN INCOME TRUST C	November 16, 2010	January 21, 2011	2,169.20	2,266.00	(96.80)
100.00sh EATON VANCE MUN INCOME TRUST C	November 16, 2010	January 21, 2011	1,084.60	1,141.99	(57.39)
1,000.00sh EATON VANCE MUN INCOME TRUST C	November 16, 2010	January 21, 2011	10,846.00	11,059.99	(213.99)
800.00sh EATON VANCE MUN INCOME TRUST C	November 22, 2010	January 21, 2011	8,676.80	9,422.15	(745.34)
500.00sh EATON VANCE MUN INCOME TRUST C	November 22, 2010	January 21, 2011	5,420.01	5,888.84	(468.83)
200.00sh ALLIANT TECH SYS COM BUY TRADE	December 01, 2010	January 21, 2011	14,953.56	15,325.99	(372.43)
250.00sh ALLIANT TECH SYS COM BUY TRADE	December 01, 2010	January 21, 2011	18,691.95	18,892.49	(200.54)
100.00sh AKAMAI TECHNOLOGIES COM BUY TR	December 14, 2010	January 21, 2011	4,987.00	4,995.00	(8.00)
400.00sh AKAMAI TECHNOLOGIES COM BUY TR	December 14, 2010	January 21, 2011	19,942.01	19,979.99	(37.98)
400.00sh TESORO CORPORATION COM BUY TRA	December 23, 2010	January 21, 2011	7,218.00	7,364.00	(146.00)
600.00sh TESORO CORPORATION COM BUY TRA	December 23, 2010	January 21, 2011	10,827.00	11,055.99	(228.99)
10 APPLE INC AAPL Jan 07 11 320.0	December 30, 2010	January 21, 2011	0.00	1,687.49	(1,687.49)
5 APPLE INC AAPL Jan 07 11 320.0	December 31, 2010	January 21, 2011	0.00	1,248.74	(1,248.74)
8 GOOGLE INC GOOG Jan 07 11 580.	December 31, 2010	January 21, 2011	0.00	1,335.99	(1,335.99)
30 SPDR TR SPY Jan 07 11 125.0 P	December 31, 2010	January 21, 2011	0.00	1,982.49	(1,982.49)
10 AKAMAI TECHNOLOGIES AKAM Jan 2	December 31, 2010	January 21, 2011	0.00	920.00	(920.00)
5 AKAMAI TECHNOLOGIES AKAM Jan 2	December 31, 2010	January 21, 2011	0.00	476.24	(476.24)
1,000.00sh TESORO CORPORATION COM BUY TRA	January 05, 2011	January 21, 2011	18,045.01	19,329.99	(1,284.98)
2,500.00sh PROSHARES ULTRASHORT S&P 500 B	January 19, 2011	January 21, 2011	56,765.01	56,784.99	(19.98)
2,500.00sh PROSHARES ULTRASHORT S&P 500 B	January 20, 2011	January 21, 2011	56,990.01	57,459.99	(469.98)
2,500.00sh PROSHARES ULTRASHORT S&P 500 B	January 20, 2011	January 21, 2011	56,740.01	58,109.99	(1,369.98)
2,500.00sh PROSHARES ULTRASHORT S&P 500 B	January 20, 2011	January 21, 2011	56,815.01	58,084.99	(1,269.98)
200.00sh FREEPORT MCMORAN COPPER & GOLD	January 21, 2011	January 21, 2011	21,636.00	21,872.00	(236.00)
300.00sh FREEPORT MCMORAN COPPER & GOLD	January 21, 2011	January 21, 2011	32,447.01	32,807.99	(360.98)
400.00sh FREEPORT MCMORAN COPPER & GOLD	January 21, 2011	January 21, 2011	43,448.00	43,703.99	(255.99)
100.00sh FREEPORT MCMORAN COPPER & GOLD	January 21, 2011	January 21, 2011	10,854.01	10,926.00	(71.99)
300.00sh FREEPORT MCMORAN COPPER & GOLD	January 21, 2011	January 21, 2011	32,655.00	32,606.99	48.01
200.00sh FREEPORT MCMORAN COPPER & GOLD	January 21, 2011	January 21, 2011	21,762.01	21,738.00	24.01
500.00sh SHIP FINANCE INTERNATIONAL COM	August 02, 2010	January 24, 2011	10,610.00	9,864.99	745.01
500.00sh SHIP FINANCE INTERNATIONAL COM	August 11, 2010	January 24, 2011	10,610.00	9,359.99	1,250.01
500.00sh SHIP FINANCE INTERNATIONAL COM	August 25, 2010	January 24, 2011	10,610.00	8,549.99	2,060.01
300.00sh SHIP FINANCE INTERNATIONAL COM	December 01, 2010	January 24, 2011	6,366.00	6,719.99	(353.99)
200.00sh SHIP FINANCE INTERNATIONAL COM	December 01, 2010	January 24, 2011	4,236.01	4,480.00	(243.99)
2,500.00sh PROSHARES ULTRASHORT S&P 500 B	January 20, 2011	January 24, 2011	56,340.01	57,734.99	(1,394.98)
600.00sh PROSHARES ULTRASHORT S&P 500 B	January 21, 2011	January 24, 2011	13,521.60	13,710.00	(188.40)
1,900.00sh PROSHARES ULTRASHORT S&P 500 B	January 21, 2011	January 24, 2011	42,818.41	43,424.99	(606.58)
700.00sh PENGROWTH ENERGY TR COM BUY TR	February 16, 2010	January 25, 2011	8,830.50	7,380.92	1,449.58
300.00sh PENGROWTH ENERGY TR COM BUY TR	February 16, 2010	January 25, 2011	3,784.50	3,162.00	622.50
1,500.00sh THOMPSON CREEK METALS CO COM B	October 26, 2010	January 25, 2011	19,890.00	16,130.99	3,759.01
500.00sh THOMPSON CREEK METALS CO COM B	October 27, 2010	January 25, 2011	6,620.01	5,228.33	1,391.68
2,500.00sh PROSHARES ULTRASHORT S&P 500 B	January 21, 2011	January 25, 2011	56,640.01	56,959.99	(319.98)
2,500.00sh PROSHARES ULTRASHORT S&P 500 B	January 21, 2011	January 25, 2011	56,870.00	56,934.99	(64.99)
2,500.00sh PROSHARES ULTRASHORT S&P 500 B	January 21, 2011	January 25, 2011	56,870.00	56,959.99	(89.99)
250.00sh ALLIANT TECH SYS COM BUY TRADE	December 01, 2010	January 26, 2011	18,629.45	18,892.49	(263.04)
100.00sh ALLIANT TECH SYS COM BUY TRADE	December 07, 2010	January 26, 2011	7,451.78	7,828.00	(376.22)
100.00sh ALLIANT TECH SYS COM BUY TRADE	December 07, 2010	January 26, 2011	7,451.78	7,833.99	(382.21)
1,000.00sh ISHARES SILVER TRUST BUY TRADE	January 19, 2011	January 26, 2011	28,060.01	26,594.99	1,465.02
1,000.00sh ISHARES SILVER TRUST BUY TRADE	January 19, 2011	January 26, 2011	28,215.01	26,595.00	1,620.01
150.00sh ISHARES SILVER TRUST BUY TRADE	January 19, 2011	January 26, 2011	4,232.25	3,998.49	233.76
850.00sh ISHARES SILVER TRUST BUY TRADE	January 19, 2011	January 26, 2011	23,982.75	22,442.83	1,539.92
1,000.00sh ISHARES SILVER TRUST BUY TRADE	January 20, 2011	January 26, 2011	26,870.01	26,403.33	466.68
1,000.00sh ISHARES SILVER TRUST BUY TRADE	January 20, 2011	January 26, 2011	27,010.01	26,403.33	606.68
150.00sh ISHARES SILVER TRUST BUY TRADE	January 20, 2011	January 26, 2011	4,045.50	3,960.50	85.00
2,500.00sh PROSHARES ULTRASHORT S&P 500 B	January 21, 2011	January 27, 2011	55,440.01	57,084.99	(1,644.98)
2,500.00sh PROSHARES ULTRASHORT S&P 500 B	January 21, 2011	January 27, 2011	55,540.01	56,859.99	(1,319.98)
1,800.00sh PROSHARES ULTRASHORT S&P 500 B	January 24, 2011	January 27, 2011	40,024.81	40,770.00	(745.19)
700.00sh PROSHARES ULTRASHORT S&P 500 B	January 24, 2011	January 27, 2011	15,565.20	15,871.99	(306.79)
2,500.00sh PROSHARES ULTRASHORT S&P 500 B	January 25, 2011	January 27, 2011	55,690.01	57,209.99	(1,519.98)
250.00sh NETFLIX.COM INC COM SHORT SALE	January 27, 2011	January 27, 2011	51,587.50	52,859.99	(1,272.49)
50.00sh NETFLIX.COM INC COM SHORT SALE	January 27, 2011	January 27, 2011	10,317.50	10,522.50	(205.00)
200.00sh NETFLIX.COM INC COM SHORT SALE	January 27, 2011	January 27, 2011	41,276.01	42,089.99	(813.98)
100.00sh PENGROWTH ENERGY TR COM BUY TR	February 25, 2010	January 28, 2011	1,252.00	1,035.99	216.01
900.00sh PENGROWTH ENERGY TR COM BUY TR	February 25, 2010	January 28, 2011	11,268.01	9,233.91	2,034.10
2,000.00sh FRONTIER COMMUNICATIONS CORP C	June 25, 2010	January 28, 2011	18,136.00	15,209.99	2,926.01
1,000.00sh FORD MOTOR COM BUY TRADE 1500	June 28, 2010	January 28, 2011	16,435.01	10,679.99	5,755.02
1,000.00sh FRONTIER COMMUNICATIONS CORP C	July 01, 2010	January 28, 2011	9,068.00	7,219.99	1,848.01
1,000.00sh FRONTIER COMMUNICATIONS CORP C	July 01, 2010	January 28, 2011	9,068.00	7,179.99	1,888.01
1,000.00sh FORD MOTOR COM BUY TRADE 1500	July 01, 2010	January 28, 2011	16,435.01	10,539.99	5,895.02
1,000.00sh FORD MOTOR COM BUY TRADE 1500	July 01, 2010	January 28, 2011	16,985.01	10,379.99	6,605.02
1,000.00sh FORD MOTOR COM BUY TRADE 1500	August 17, 2010	January 28, 2011	16,985.01	12,249.99	4,735.02
1,000.00sh FRONTIER COMMUNICATIONS CORP C	September 08, 2010	January 28, 2011	9,068.00	7,569.99	1,498.01

Part I Short-Term Capital Gains and Losses - Assets Held One Year or Less

(a) Description of Property	(b) Date acquired	(c) Date sold	(d) Sales price	(e) Cost basis	(f) Gain (loss)
500.00sh FRESH MARKET INC (THE) COM BUY	November 10, 2010	January 28, 2011	18,145.01	16,509.99	1,635.02
1,000.00sh LOUISIANA PAC CORP COM BUY TRA	December 02, 2010	January 28, 2011	10,050.01	8,969.99	1,080.02
850.00sh ISHARES SILVER TRUST BUY TRADE	January 20, 2011	January 28, 2011	22,924.51	22,917.45	7.06
1,000.00sh ISHARES SILVER TRUST BUY TRADE	January 21, 2011	January 28, 2011	26,660.01	26,961.71	(301.70)
500.00sh ISHARES SILVER TRUST BUY TRADE	January 24, 2011	January 28, 2011	13,100.01	13,480.85	(380.84)
500.00sh ISHARES SILVER TRUST BUY TRADE	January 24, 2011	January 28, 2011	13,240.01	13,480.85	(240.84)
1,000.00sh ISHARES SILVER TRUST BUY TRADE	January 26, 2011	January 28, 2011	26,400.01	26,961.71	(561.70)
2,500.00sh PROSHARES ULTRASHORT S&P 500 B	January 26, 2011	January 28, 2011	57,565.01	55,959.99	1,605.02
2,000.00sh ISHARES SILVER TRUST BUY TRADE	January 27, 2011	January 28, 2011	52,450.01	53,923.42	(1,473.41)
2,500.00sh PROSHARES ULTRASHORT S&P 500 B	January 28, 2011	January 28, 2011	57,495.00	57,609.99	(114.99)
2,500.00sh PROSHARES ULTRASHORT S&P 500 B	January 28, 2011	January 28, 2011	57,495.00	57,434.99	60.01
2,500.00sh PROSHARES ULTRASHORT S&P 500 B	January 28, 2011	January 28, 2011	57,165.01	57,434.99	(269.98)
2,500.00sh PROSHARES ULTRASHORT S&P 500 B	January 28, 2011	January 28, 2011	57,340.01	57,609.99	(269.98)
2,500.00sh PROSHARES ULTRASHORT S&P 500 B	January 28, 2011	January 31, 2011	56,840.01	57,534.99	(694.98)
2,500.00sh PROSHARES ULTRASHORT S&P 500 B	January 28, 2011	January 31, 2011	57,015.01	57,234.99	(219.98)
2,000.00sh PROSHARES ULTRASHORT S&P 500 B	January 28, 2011	February 01, 2011	43,830.01	45,667.99	(1,837.98)
10.00sh WAL-MART STORES COM CALL JAN 5	October 26, 2009	February 02, 2011	2,582.44	0.00	2,582.44
15.00sh ELI LILLY & CO COM PUT JAN 30	October 27, 2009	February 02, 2011	4,178.65	0.00	4,178.65
15.00sh ELI LILLY & CO COM CALL JAN 40	October 28, 2009	February 02, 2011	1,853.71	0.00	1,853.71
10.00sh EXXON MOBIL CORPORATION COM PU	December 15, 2009	February 02, 2011	5,582.36	0.00	5,582.36
500.00sh PROSHARES ULTRASHORT S&P 500 B	January 28, 2011	February 03, 2011	11,000.00	11,417.00	(416.99)
500.00sh PROSHARES ULTRASHORT S&P 500 B	January 28, 2011	February 03, 2011	11,000.00	11,382.00	(381.99)
2,000.00sh PROSHARES ULTRASHORT S&P 500 B	January 28, 2011	February 03, 2011	44,070.01	45,527.99	(1,457.98)
2,500.00sh PROSHARES ULTRASHORT S&P 500 B	January 31, 2011	February 04, 2011	54,540.01	56,759.99	(2,219.98)
1,798.00sh CUMULUS MEDIA INC - CL A COM B	June 30, 2010	February 07, 2011	7,659.48	4,856.40	2,803.08
406.00sh CUMULUS MEDIA INC - CL A COM B	June 30, 2010	February 07, 2011	1,723.63	1,096.61	627.02
2,500.00sh PROSHARES ULTRASHORT S&P 500 B	January 31, 2011	February 07, 2011	53,765.01	56,784.99	(3,019.98)
1,000.00sh PENGROWTH ENERGY TR COM BUY TR	February 25, 2010	February 08, 2011	12,490.01	10,259.99	2,230.11
1,700.00sh PROSHARES ULTRASHORT S&P 500 B	February 07, 2011	February 08, 2011	36,363.00	36,709.79	(346.79)
800.00sh PROSHARES ULTRASHORT S&P 500 B	February 07, 2011	February 08, 2011	17,102.01	17,275.20	(173.19)
2,500.00sh PROSHARES ULTRASHORT S&P 500 B	February 07, 2011	February 08, 2011	53,540.01	53,934.99	(394.98)
200.00sh PENGROWTH ENERGY TR COM BUY TR	May 05, 2010	February 09, 2011	2,475.33	2,079.99	395.34
100.00sh PENGROWTH ENERGY TR COM BUY TR	May 05, 2010	February 09, 2011	1,237.67	1,036.00	201.67
700.00sh PENGROWTH ENERGY TR COM BUY TR	May 05, 2010	February 09, 2011	8,663.67	7,259.00	1,404.67
1,000.00sh PENGROWTH ENERGY TR COM BUY TR	May 05, 2010	February 09, 2011	12,376.67	10,499.99	1,876.68
1,000.00sh PENGROWTH ENERGY TR COM BUY TR	August 10, 2010	February 09, 2011	12,376.67	9,799.99	2,576.68
500.00sh DIREXION SHARES EMRG MARKETS B	August 20, 2010	February 09, 2011	17,950.01	11,394.99	6,555.02
500.00sh DIREXION SHARES EMRG MARKETS B	August 20, 2010	February 09, 2011	17,960.01	11,169.99	6,790.02
500.00sh DIREXION SHARES EMRG MARKETS B	October 01, 2010	February 09, 2011	12,795.01	11,170.00	1,625.02
1,000.00sh DIREXION SHARES EMRG MARKETS B	October 01, 2010	February 09, 2011	25,990.01	22,329.99	3,660.02
1,000.00sh THOMPSON CREEK METALS CO COM B	October 27, 2010	February 09, 2011	13,606.67	10,456.66	3,150.01
600.00sh THOMPSON CREEK METALS CO COM B	October 28, 2010	February 09, 2011	8,164.00	6,420.00	1,744.00
400.00sh THOMPSON CREEK METALS CO COM B	October 28, 2010	February 09, 2011	5,442.67	4,285.99	1,156.68
1,000.00sh THOMPSON CREEK METALS CO COM B	February 01, 2011	February 09, 2011	13,606.67	14,309.99	(703.32)
1,500.00sh PROSHARES ULTRASHORT LEHMAN 20	February 03, 2011	February 09, 2011	60,744.01	60,024.99	719.02
200.00sh PROSHARES ULTRASHORT LEHMAN 20	February 04, 2011	February 09, 2011	8,099.20	8,148.00	(48.80)
300.00sh PROSHARES ULTRASHORT LEHMAN 20	February 04, 2011	February 09, 2011	12,148.80	12,228.99	(80.19)
2,500.00sh PROSHARES ULTRASHORT S&P 500 B	February 07, 2011	February 09, 2011	53,615.01	53,884.99	(269.98)
500.00sh PROSHARES ULTRASHORT LEHMAN 20	February 08, 2011	February 09, 2011	20,248.00	20,204.99	43.01
2,839.00sh REVOLUTIONS MEDICAL CORP COM B	October 25, 2010	February 10, 2011	1,068.83	2,020.20	(951.37)
1,000.00sh VERIZON COMMUNICATIONS COM BUY	January 19, 2011	February 10, 2011	36,213.34	34,569.99	1,643.35
500.00sh VERIZON COMMUNICATIONS COM BUY	January 19, 2011	February 10, 2011	18,106.67	17,259.99	846.67
234.00sh MICROSOFT CORP COM BUY TRADE 4	January 28, 2011	February 10, 2011	6,409.26	6,449.98	(40.72)
2,266.00sh MICROSOFT CORP COM BUY TRADE 4	January 28, 2011	February 10, 2011	62,055.75	62,460.01	(404.26)
3,453.00sh REVOLUTIONS MEDICAL CORP COM B	October 25, 2010	February 11, 2011	1,302.15	2,457.11	(1,154.96)
2,000.00sh LOUISIANA PAC CORP COM BUY TRA	December 02, 2010	February 11, 2011	21,730.01	17,906.66	3,823.35
1,000.00sh SPDR GOLD TR GOLD SHS ETF BUY	February 10, 2011	February 11, 2011	132,680.01	132,929.99	(249.98)
400.00sh POWERSHARES DB AGRICULTURE FUN	January 21, 2011	February 22, 2011	13,680.00	13,380.00	300.00
600.00sh POWERSHARES DB AGRICULTURE FUN	January 21, 2011	February 22, 2011	20,516.01	20,069.99	446.02
8,000.00sh \$IPO: DRY SHIPS INCORPORATED C	February 08, 2011	February 22, 2011	38,870.01	41,129.99	(2,259.98)
6,000.00sh HUNTINGTON BANCSHARES INC COM	February 09, 2011	February 22, 2011	41,812.51	44,649.99	(2,837.48)
4,000.00sh BANCO SANTANDER SA COM BUY TRA	February 10, 2011	February 22, 2011	48,070.01	47,449.99	620.02
504.00sh BUNGE LTD COM BUY TRADE 200 @6	February 11, 2011	February 22, 2011	36,645.84	35,641.19	1,004.65
96.00sh BUNGE LTD COM BUY TRADE 200 @6	February 11, 2011	February 22, 2011	6,972.09	6,788.80	183.29
1,000.00sh PROSHARES ULTRASHORT LEHMAN 20	February 11, 2011	February 22, 2011	38,996.00	40,759.99	(1,763.99)
1,000.00sh PROSHARES ULTRASHORT LEHMAN 20	February 11, 2011	February 22, 2011	38,996.00	40,519.99	(1,523.99)
2,000.00sh HUNTINGTON BANCSHARES INC COM	February 14, 2011	February 22, 2011	13,937.50	15,229.99	(1,292.49)
500.00sh PROSHARES ULTRASHORT LEHMAN 20	February 16, 2011	February 22, 2011	19,498.00	20,034.99	(536.99)
2,000.00sh INTEL CORP COM BUY TRADE 2000	February 17, 2011	February 22, 2011	43,592.01	43,949.99	(357.98)
1,500.00sh MICROSOFT CORP COM BUY TRADE 4	February 17, 2011	February 22, 2011	40,115.01	40,914.99	(799.98)
500.00sh INTEL CORP COM BUY TRADE 2000	February 18, 2011	February 22, 2011	10,898.00	11,059.99	(161.99)
2,000.00sh CISCO SYSTEMS INC COM BUY TRAD	February 17, 2011	February 23, 2011	36,613.34	37,389.99	(776.65)
1,000.00sh CISCO SYSTEMS INC COM BUY TRAD	February 18, 2011	February 23, 2011	18,306.67	18,959.99	(653.32)
2,500.00sh PROSHARES ULTRASHORT S&P 500 B	February 23, 2011	February 23, 2011	54,190.01	54,459.99	(269.98)
300.00sh PROSHARES ULTRASHORT S&P 500 B	February 23, 2011	February 23, 2011	6,508.80	6,618.00	(109.20)
2,200.00sh PROSHARES ULTRASHORT S&P 500 B	February 23, 2011	February 23, 2011	47,731.21	48,541.99	(810.78)
2,500.00sh PROSHARES ULTRASHORT S&P 500 B	February 23, 2011	February 23, 2011	54,490.01	55,084.99	(594.98)
2,500.00sh PROSHARES ULTRASHORT S&P 500 B	February 23, 2011	February 23, 2011	54,490.01	54,984.99	(494.98)
2,500.00sh PROSHARES ULTRASHORT S&P 500 B	February 23, 2011	February 23, 2011	54,515.01	54,809.99	(294.98)
2,500.00sh PROSHARES ULTRASHORT S&P 500 B	February 23, 2011	February 23, 2011	54,540.01	54,709.99	(169.98)
2,500.00sh PROSHARES ULTRASHORT S&P 500 B	February 23, 2011	February 23, 2011	54,590.01	54,884.99	(294.98)
2,500.00sh PROSHARES ULTRASHORT S&P 500 B	February 23, 2011	February 23, 2011	54,720.00	54,834.99	(114.99)
2,500.00sh PROSHARES ULTRASHORT S&P 500 B	February 23, 2011	February 23, 2011	54,720.00	54,534.99	185.01
2,500.00sh PROSHARES ULTRASHORT S&P 500 B	February 23, 2011	February 23, 2011	54,540.01	54,484.99	55.02
2,500.00sh PROSHARES ULTRASHORT S&P 500 B	February 23, 2011	February 23, 2011	54,640.01	54,434.99	205.02
1,400.00sh PROSHARES ULTRASHORT S&P 500 B	February 23, 2011	February 23, 2011	30,632.00	30,441.59	190.41

Part I Short-Term Capital Gains and Losses - Assets Held One Year or Less

(a) Description of Property	(b) Date acquired	(c) Date sold	(d) Sales price	(e) Cost basis	(f) Gain (loss)
1,100.00sh PROSHARES ULTRASHORT S&P 500 B	February 23, 2011	February 23, 2011	24,069.01	23,918.40	150.61
2,500.00sh PROSHARES ULTRASHORT S&P 500 B	February 23, 2011	February 23, 2011	54,315.01	54,259.99	55.02
500.00sh SPDR GOLD TR GOLD SHS ETF BUY	February 15, 2011	February 24, 2011	68,405.01	67,089.99	1,315.02
100.00sh SPDR GOLD TR GOLD SHS ETF BUY	February 15, 2011	February 24, 2011	13,681.00	13,412.00	269.00
400.00sh SPDR GOLD TR GOLD SHS ETF BUY	February 15, 2011	February 24, 2011	54,724.00	53,661.99	1,062.01
2,500.00sh PROSHARES ULTRASHORT S&P 500 B	February 23, 2011	February 24, 2011	54,490.01	54,259.99	230.02
2,500.00sh PROSHARES ULTRASHORT S&P 500 B	February 23, 2011	February 24, 2011	54,615.01	54,184.99	430.02
2,500.00sh PROSHARES ULTRASHORT S&P 500 B	February 24, 2011	February 24, 2011	54,665.01	54,609.99	55.02
2,500.00sh PROSHARES ULTRASHORT S&P 500 B	February 24, 2011	February 24, 2011	54,765.01	54,534.99	230.02
2,100.00sh PROSHARES ULTRASHORT S&P 500 B	February 24, 2011	February 24, 2011	46,128.61	46,641.00	(512.39)
400.00sh PROSHARES ULTRASHORT S&P 500 B	February 24, 2011	February 24, 2011	8,786.40	8,893.99	(107.59)
2,500.00sh PROSHARES ULTRASHORT S&P 500 B	February 24, 2011	February 24, 2011	55,140.01	55,434.99	(294.98)
2,500.00sh PROSHARES ULTRASHORT S&P 500 B	February 24, 2011	February 24, 2011	55,265.01	55,284.99	(19.98)
2,500.00sh PROSHARES ULTRASHORT S&P 500 B	February 24, 2011	February 24, 2011	55,340.01	55,209.99	130.02
2,500.00sh PROSHARES ULTRASHORT S&P 500 B	February 24, 2011	February 24, 2011	54,815.01	55,084.99	(269.98)
2,500.00sh PROSHARES ULTRASHORT S&P 500 B	February 24, 2011	February 24, 2011	54,840.01	55,034.99	(194.98)
2,500.00sh PROSHARES ULTRASHORT S&P 500 B	February 24, 2011	February 24, 2011	54,940.01	55,009.99	(69.98)
2,500.00sh PROSHARES ULTRASHORT S&P 500 B	February 24, 2011	February 24, 2011	54,190.01	54,884.99	(694.98)
2,500.00sh PROSHARES ULTRASHORT S&P 500 B	February 24, 2011	February 25, 2011	53,340.01	54,759.99	(1,419.98)
2,500.00sh PROSHARES ULTRASHORT S&P 500 B	February 24, 2011	February 25, 2011	53,665.01	54,759.99	(1,094.98)
2,500.00sh PROSHARES ULTRASHORT S&P 500 B	February 24, 2011	February 25, 2011	53,565.01	54,709.99	(1,144.98)
2,500.00sh PROSHARES ULTRASHORT S&P 500 B	February 24, 2011	February 28, 2011	53,090.01	54,559.99	(1,469.98)
2,500.00sh PROSHARES ULTRASHORT S&P 500 B	February 25, 2011	February 28, 2011	52,715.01	53,784.99	(1,069.98)
700.00sh CHESAPEAKE ENERGY CORP COM BUY	February 23, 2011	March 01, 2011	23,893.34	23,786.00	107.34
300.00sh CHESAPEAKE ENERGY CORP COM BUY	February 23, 2011	March 01, 2011	10,240.00	10,200.99	39.01
2,500.00sh PROSHARES ULTRASHORT S&P 500 B	February 25, 2011	March 01, 2011	54,125.00	53,609.99	515.01
500.00sh CHESAPEAKE ENERGY CORP COM BUY	February 25, 2011	March 01, 2011	17,066.67	17,499.99	(433.32)
1,700.00sh PROSHARES ULTRASHORT S&P 500 B	February 28, 2011	March 01, 2011	36,805.00	36,233.79	571.21
800.00sh PROSHARES ULTRASHORT S&P 500 B	February 28, 2011	March 01, 2011	17,318.01	17,051.20	266.81
2,500.00sh PROSHARES ULTRASHORT S&P 500 B	February 28, 2011	March 01, 2011	54,095.00	53,334.99	760.01
2,500.00sh PROSHARES ULTRASHORT S&P 500 B	March 01, 2011	March 01, 2011	54,095.00	53,480.00	615.01
2,500.00sh PROSHARES ULTRASHORT S&P 500 B	March 01, 2011	March 01, 2011	54,095.00	53,480.00	615.01
2,200.00sh PROSHARES ULTRASHORT S&P 500 B	March 01, 2011	March 01, 2011	47,603.60	46,838.00	765.60
300.00sh PROSHARES ULTRASHORT S&P 500 B	March 01, 2011	March 01, 2011	6,491.40	6,396.99	94.41
2,500.00sh PROSHARES ULTRASHORT S&P 500 B	March 01, 2011	March 01, 2011	53,570.00	53,859.99	(289.99)
2,500.00sh PROSHARES ULTRASHORT S&P 500 B	March 01, 2011	March 01, 2011	53,570.00	53,634.99	(64.99)
2,800.00sh PROSHARES ULTRASHORT S&P 500 B	March 01, 2011	March 01, 2011	60,032.00	60,233.59	(201.59)
2,200.00sh PROSHARES ULTRASHORT S&P 500 B	March 01, 2011	March 01, 2011	47,625.60	47,326.40	299.21
2,800.00sh PROSHARES ULTRASHORT S&P 500 B	March 01, 2011	March 01, 2011	60,614.41	60,065.59	548.81
2,200.00sh PROSHARES ULTRASHORT S&P 500 B	March 01, 2011	March 01, 2011	47,180.01	47,194.40	(14.39)
5,000.00sh PROSHARES ULTRASHORT S&P 500 B	March 01, 2011	March 01, 2011	107,240.01	108,709.99	(1,469.98)
2,500.00sh PROSHARES ULTRASHORT S&P 500 B	March 01, 2011	March 01, 2011	52,915.01	54,180.00	(1,264.98)
2,500.00sh PROSHARES ULTRASHORT S&P 500 B	March 01, 2011	March 01, 2011	53,115.01	54,180.00	(1,064.98)
2,500.00sh PROSHARES ULTRASHORT S&P 500 B	March 01, 2011	March 01, 2011	53,140.01	53,925.00	(784.99)
900.00sh ISHARES BARCLAYS 20+ YR TRES B	February 25, 2011	March 02, 2011	82,305.00	82,826.99	(521.99)
100.00sh ISHARES BARCLAYS 20+ YR TRES B	February 25, 2011	March 02, 2011	9,145.09	9,203.00	(57.91)
1,000.00sh ISHARES BARCLAYS 20+ YR TRES B	February 28, 2011	March 02, 2011	91,450.92	92,459.99	(1,009.07)
900.00sh ISHARES BARCLAYS 20+ YR TRES B	February 28, 2011	March 02, 2011	82,152.00	83,007.00	(855.00)
100.00sh ISHARES BARCLAYS 20+ YR TRES B	February 28, 2011	March 02, 2011	9,128.00	9,232.99	(104.99)
300.00sh ISHARES BARCLAYS 20+ YR TRES B	February 28, 2011	March 02, 2011	27,384.00	27,639.00	(255.00)
700.00sh ISHARES BARCLAYS 20+ YR TRES B	February 28, 2011	March 02, 2011	63,893.01	64,490.99	(597.98)
1,500.00sh PROSHARES ULTRASHORT S&P 500 B	March 01, 2011	March 02, 2011	32,577.00	32,355.00	222.00
1,000.00sh PROSHARES ULTRASHORT S&P 500 B	March 01, 2011	March 02, 2011	21,718.00	21,579.99	138.01
2,500.00sh PROSHARES ULTRASHORT S&P 500 B	March 01, 2011	March 02, 2011	54,295.00	53,880.00	415.01
2,500.00sh PROSHARES ULTRASHORT S&P 500 B	March 01, 2011	March 02, 2011	54,346.67	53,880.00	466.67
4,734.00sh PROSHARES ULTRASHORT S&P 500 B	March 01, 2011	March 02, 2011	102,910.85	102,869.82	41.03
266.00sh PROSHARES ULTRASHORT S&P 500 B	March 01, 2011	March 02, 2011	5,782.49	5,790.17	(7.68)
2,500.00sh PROSHARES ULTRASHORT S&P 500 B	March 01, 2011	March 02, 2011	54,020.00	53,184.99	835.01
2,500.00sh PROSHARES ULTRASHORT S&P 500 B	March 01, 2011	March 02, 2011	54,020.00	53,109.99	910.01
2,500.00sh PROSHARES ULTRASHORT S&P 500 B	March 01, 2011	March 02, 2011	54,070.00	53,009.99	1,060.02
500.00sh SPDR GOLD TR GOLD SHS ETF BUY	March 01, 2011	March 02, 2011	69,905.01	69,639.99	265.01
500.00sh SPDR GOLD TR GOLD SHS ETF BUY	March 01, 2011	March 02, 2011	69,905.01	69,529.99	375.01
1,500.00sh ISHARES SILVER TRUST BUY TRADE	March 01, 2011	March 02, 2011	50,572.51	50,604.99	(32.48)
500.00sh ISHARES SILVER TRUST BUY TRADE	March 01, 2011	March 02, 2011	16,857.50	16,773.33	84.17
2,500.00sh PROSHARES ULTRASHORT S&P 500 B	March 02, 2011	March 02, 2011	54,070.00	53,934.99	135.01
5,000.00sh PROSHARES ULTRASHORT S&P 500 B	March 02, 2011	March 02, 2011	108,240.01	109,359.99	(1,119.98)
5,000.00sh PROSHARES ULTRASHORT S&P 500 B	March 02, 2011	March 02, 2011	108,240.01	108,509.99	(269.98)
2,500.00sh PROSHARES ULTRASHORT S&P 500 B	March 02, 2011	March 02, 2011	54,045.00	54,184.99	(139.99)
2,500.00sh PROSHARES ULTRASHORT S&P 500 B	March 02, 2011	March 02, 2011	54,045.00	54,034.99	10.01
2,000.00sh PROSHARES ULTRASHORT S&P 500 B	March 02, 2011	March 02, 2011	43,090.01	43,167.99	(77.98)
500.00sh PROSHARES ULTRASHORT S&P 500 B	March 02, 2011	March 02, 2011	10,813.57	10,792.00	21.57
2,500.00sh PROSHARES ULTRASHORT S&P 500 B	March 02, 2011	March 02, 2011	54,067.86	54,309.99	(242.13)
500.00sh PROSHARES ULTRASHORT S&P 500 B	March 02, 2011	March 02, 2011	10,813.57	10,851.00	(37.43)
1,500.00sh UNILEVER PLC ADR BUY TRADE 150	January 28, 2011	March 03, 2011	44,677.51	43,479.99	1,197.52
500.00sh UNILEVER PLC ADR BUY TRADE 150	February 07, 2011	March 03, 2011	14,892.50	14,869.99	22.51
5,000.00sh FRONTIER COMMUNICATIONS CORP C	February 23, 2011	March 03, 2011	40,694.45	42,509.99	(1,815.54)
1,000.00sh FRONTIER COMMUNICATIONS CORP C	February 24, 2011	March 03, 2011	8,138.89	8,409.99	(271.10)
1,000.00sh FRONTIER COMMUNICATIONS CORP C	February 28, 2011	March 03, 2011	8,138.89	8,469.99	(331.10)
1,200.00sh FRONTIER COMMUNICATIONS CORP C	February 28, 2011	March 03, 2011	9,766.67	10,140.00	(373.33)
800.00sh FRONTIER COMMUNICATIONS CORP C	February 28, 2011	March 03, 2011	6,511.11	6,769.99	(258.88)
500.00sh SPDR GOLD TR GOLD SHS ETF BUY	March 01, 2011	March 03, 2011	68,795.01	69,529.99	(734.99)
500.00sh SPDR GOLD TR GOLD SHS ETF BUY	March 01, 2011	March 03, 2011	68,795.01	69,749.99	(954.99)
2,500.00sh PROSHARES ULTRASHORT S&P 500 B	March 02, 2011	March 03, 2011	52,690.01	54,255.00	(1,564.99)
800.00sh TEVA PHARMACEUTICAL INDS LTD A	March 03, 2011	March 03, 2011	40,430.01	40,705.99	(275.98)
2,000.00sh PROSHARES ULTRASHORT S&P 500 B	March 02, 2011	March 04, 2011	42,292.01	43,404.00	(1,111.99)
500.00sh PROSHARES ULTRASHORT S&P 500 B	March 02, 2011	March 04, 2011	10,573.00	10,912.00	(339.00)

Part I Short-Term Capital Gains and Losses - Assets Held One Year or Less

(a) Description of Property	(b) Date acquired	(c) Date sold	(d) Sales price	(e) Cost basis	(f) Gain (loss)
2,000.00sh PROSHARES ULTRASHORT S&P 500 B	March 02, 2011	March 04, 2011	42,332.01	43,647.99	(1,315.98)
500.00sh PROSHARES ULTRASHORT S&P 500 B	March 02, 2011	March 04, 2011	10,583.00	10,951.00	(368.00)
2,500.00sh PROSHARES ULTRASHORT S&P 500 B	March 02, 2011	March 04, 2011	52,915.01	54,755.00	(1,839.99)
2,000.00sh PROSHARES ULTRASHORT S&P 500 B	March 02, 2011	March 04, 2011	42,672.01	43,804.00	(1,131.99)
500.00sh PROSHARES ULTRASHORT S&P 500 B	March 02, 2011	March 04, 2011	10,668.00	10,836.67	(168.66)
2,500.00sh PROSHARES ULTRASHORT S&P 500 B	March 02, 2011	March 04, 2011	53,415.01	54,183.32	(768.31)
2,500.00sh PROSHARES ULTRASHORT S&P 500 B	March 04, 2011	March 04, 2011	53,497.50	53,134.99	362.51
800.00sh PROSHARES ULTRASHORT S&P 500 B	March 04, 2011	March 04, 2011	17,119.20	17,048.00	71.20
1,700.00sh PROSHARES ULTRASHORT S&P 500 B	March 04, 2011	March 04, 2011	36,378.30	36,236.99	141.31
2,500.00sh PROSHARES ULTRASHORT S&P 500 B	March 04, 2011	March 04, 2011	53,497.50	53,109.99	387.51
2,500.00sh PROSHARES ULTRASHORT S&P 500 B	March 04, 2011	March 04, 2011	53,497.50	53,034.99	462.51
2,500.00sh PROSHARES ULTRASHORT S&P 500 B	March 04, 2011	March 04, 2011	53,570.00	53,034.99	535.01
2,500.00sh PROSHARES ULTRASHORT S&P 500 B	March 04, 2011	March 04, 2011	53,570.00	53,184.99	385.01
1,000.00sh LOUISIANA PAC CORP COM BUY TRA	December 02, 2010	March 07, 2011	9,786.67	8,953.33	833.34
1,000.00sh LOUISIANA PAC CORP COM BUY TRA	December 03, 2010	March 07, 2011	9,786.67	9,199.99	586.68
1,000.00sh LOUISIANA PAC CORP COM BUY TRA	December 10, 2010	March 07, 2011	9,786.67	9,369.99	416.68
1,000.00sh CAMECO CP COM BUY TRADE 1000 @	February 23, 2011	March 07, 2011	38,982.32	40,989.99	(2,007.67)
300.00sh SKYWORKS SOLUTIONS INC COM BUY	February 23, 2011	March 07, 2011	10,269.00	10,023.99	245.01
100.00sh SKYWORKS SOLUTIONS INC COM BUY	February 23, 2011	March 07, 2011	3,423.00	3,275.00	148.00
100.00sh SKYWORKS SOLUTIONS INC COM BUY	February 23, 2011	March 07, 2011	3,426.00	3,275.00	151.00
200.00sh SKYWORKS SOLUTIONS INC COM BUY	February 23, 2011	March 07, 2011	6,838.01	6,550.00	288.01
300.00sh CAMECO CP COM BUY TRADE 1000 @	February 25, 2011	March 07, 2011	11,694.69	12,336.99	(642.30)
668.00sh AKAMAI TECHNOLOGIES COM BUY TR	February 28, 2011	March 07, 2011	24,448.80	25,925.07	(1,476.27)
332.00sh AKAMAI TECHNOLOGIES COM BUY TR	February 28, 2011	March 07, 2011	12,144.53	12,884.92	(740.39)
2,500.00sh PROSHARES ULTRASHORT S&P 500 B	March 04, 2011	March 07, 2011	53,940.01	53,159.99	780.02
2,500.00sh PROSHARES ULTRASHORT S&P 500 B	March 04, 2011	March 07, 2011	53,990.01	53,830.00	160.01
2,500.00sh PROSHARES ULTRASHORT S&P 500 B	March 04, 2011	March 07, 2011	54,040.01	53,830.00	210.01
2,500.00sh PROSHARES ULTRASHORT S&P 500 B	March 04, 2011	March 07, 2011	54,065.01	53,759.99	305.02
2,500.00sh PROSHARES ULTRASHORT S&P 500 B	March 04, 2011	March 07, 2011	54,190.01	53,434.99	755.02
2,500.00sh PROSHARES ULTRASHORT S&P 500 B	March 07, 2011	March 07, 2011	53,870.00	54,184.99	(314.99)
2,500.00sh PROSHARES ULTRASHORT S&P 500 B	March 07, 2011	March 07, 2011	53,870.00	54,109.99	(239.99)
250.00sh NETFLIX.COM INC COM SHORT SALE	March 02, 2011	March 08, 2011	49,660.00	51,074.99	(1,414.98)
150.00sh NETFLIX.COM INC COM SHORT SALE	March 03, 2011	March 08, 2011	29,796.00	30,894.99	(1,098.99)
100.00sh NETFLIX.COM INC COM SHORT SALE	March 07, 2011	March 08, 2011	19,864.00	20,648.99	(784.99)
2,500.00sh PROSHARES ULTRASHORT S&P 500 B	March 07, 2011	March 08, 2011	52,765.01	53,884.99	(1,119.98)
2,500.00sh PROSHARES ULTRASHORT S&P 500 B	March 07, 2011	March 08, 2011	52,895.00	53,834.99	(939.99)
2,500.00sh PROSHARES ULTRASHORT S&P 500 B	March 07, 2011	March 08, 2011	52,895.00	54,509.99	(1,614.98)
2,500.00sh PROSHARES ULTRASHORT S&P 500 B	March 07, 2011	March 08, 2011	53,240.01	54,409.99	(1,169.98)
2,500.00sh PROSHARES ULTRASHORT S&P 500 B	March 07, 2011	March 08, 2011	53,315.01	54,230.00	(914.99)
100.00sh NETFLIX.COM INC COM SHORT SALE	March 07, 2011	March 08, 2011	19,876.00	20,648.99	(772.99)
600.00sh SKYWORKS SOLUTIONS INC COM BUY	February 23, 2011	March 09, 2011	19,197.00	19,649.99	(452.99)
300.00sh SKYWORKS SOLUTIONS INC COM BUY	February 24, 2011	March 09, 2011	9,598.50	10,287.99	(689.49)
400.00sh SKYWORKS SOLUTIONS INC COM BUY	March 01, 2011	March 09, 2011	12,798.00	14,053.99	(1,255.99)
200.00sh SKYWORKS SOLUTIONS INC COM BUY	March 03, 2011	March 09, 2011	6,399.00	7,089.99	(690.99)
2,500.00sh PROSHARES ULTRASHORT S&P 500 B	March 07, 2011	March 09, 2011	53,065.01	54,230.00	(1,164.98)
5,000.00sh PROSHARES ULTRASHORT S&P 500 B	March 08, 2011	March 09, 2011	106,290.01	106,059.99	230.02
600.00sh SHIP FINANCE INTERNATIONAL COM	March 08, 2011	March 09, 2011	12,242.00	12,690.00	(448.00)
900.00sh SHIP FINANCE INTERNATIONAL COM	March 08, 2011	March 09, 2011	18,363.01	19,035.99	(672.98)
2,500.00sh PROSHARES ULTRASHORT S&P 500 B	March 08, 2011	March 09, 2011	53,090.01	53,030.00	60.01
500.00sh SKYWORKS SOLUTIONS INC COM BUY	March 09, 2011	March 09, 2011	15,997.50	16,339.99	(342.49)
70.00sh GOOGLE INC CL A BUY TRADE 100	February 17, 2011	March 10, 2011	40,567.32	43,678.79	(3,111.47)
30.00sh GOOGLE INC CL A BUY TRADE 100	February 18, 2011	March 10, 2011	17,385.99	18,879.09	(1,493.10)
30.00sh GOOGLE INC CL A BUY TRADE 100	February 23, 2011	March 10, 2011	17,385.99	18,230.19	(844.20)
400.00sh AMERICAN TOWER CORP CLASS A CO	February 24, 2011	March 10, 2011	20,233.34	20,997.99	(764.65)
200.00sh AMERICAN TOWER CORP CLASS A CO	February 24, 2011	March 10, 2011	10,116.67	10,478.00	(361.33)
600.00sh MONSANTO CO COM CLOSE SHORT PO	February 25, 2011	March 10, 2011	40,460.01	43,059.99	(2,599.98)
200.00sh BUNGE LTD COM BUY TRADE 200 @6	February 28, 2011	March 10, 2011	13,626.67	14,422.00	(795.33)
400.00sh BUNGE LTD COM BUY TRADE 200 @6	February 28, 2011	March 10, 2011	27,253.34	28,853.99	(1,600.65)
1,000.00sh ISHARES SILVER TRUST BUY TRADE	March 01, 2011	March 10, 2011	34,095.00	33,546.66	548.34
1,000.00sh ISHARES SILVER TRUST BUY TRADE	March 02, 2011	March 10, 2011	34,095.00	33,949.99	145.01
2,500.00sh PROSHARES ULTRASHORT S&P 500 B	March 08, 2011	March 10, 2011	54,995.01	53,030.00	1,965.01
2,500.00sh PROSHARES ULTRASHORT S&P 500 B	March 09, 2011	March 10, 2011	54,995.00	53,834.99	1,160.02
2,500.00sh PROSHARES ULTRASHORT S&P 500 B	March 09, 2011	March 10, 2011	54,765.01	53,805.00	960.01
2,500.00sh PROSHARES ULTRASHORT S&P 500 B	March 09, 2011	March 10, 2011	54,415.01	53,805.00	610.01
2,500.00sh PROSHARES ULTRASHORT S&P 500 B	March 09, 2011	March 10, 2011	54,490.01	53,405.00	1,085.02
2,500.00sh PROSHARES ULTRASHORT S&P 500 B	March 09, 2011	March 10, 2011	54,695.01	53,405.00	1,290.01
2,500.00sh PROSHARES ULTRASHORT S&P 500 B	March 10, 2011	March 10, 2011	54,695.00	54,734.99	(39.99)
700.00sh PROSHARES ULTRASHORT S&P 500 B	March 10, 2011	March 10, 2011	15,341.20	15,316.00	25.20
1,800.00sh PROSHARES ULTRASHORT S&P 500 B	March 10, 2011	March 10, 2011	39,448.81	39,375.99	72.82
2,500.00sh PROSHARES ULTRASHORT S&P 500 B	March 10, 2011	March 10, 2011	54,590.01	55,180.00	(589.99)
2,500.00sh PROSHARES ULTRASHORT S&P 500 B	March 10, 2011	March 10, 2011	54,945.00	55,180.00	(234.99)
2,500.00sh PROSHARES ULTRASHORT S&P 500 B	March 10, 2011	March 10, 2011	54,945.00	55,080.00	(134.99)
2,500.00sh PROSHARES ULTRASHORT S&P 500 B	March 10, 2011	March 10, 2011	54,340.01	55,080.00	(739.99)
100.00sh AKAMAI TECHNOLOGIES COM BUY TR	February 28, 2011	March 11, 2011	3,606.01	3,753.00	(146.99)
400.00sh AKAMAI TECHNOLOGIES COM BUY TR	February 28, 2011	March 11, 2011	14,464.00	15,011.99	(547.99)
300.00sh AKAMAI TECHNOLOGIES COM BUY TR	February 28, 2011	March 11, 2011	10,848.00	11,342.99	(494.99)
100.00sh AKAMAI TECHNOLOGIES COM BUY TR	February 28, 2011	March 11, 2011	3,616.00	3,781.00	(165.00)
100.00sh AKAMAI TECHNOLOGIES COM BUY TR	February 28, 2011	March 11, 2011	3,616.00	3,781.00	(165.00)
1,900.00sh PROSHARES ULTRASHORT S&P 500 B	March 10, 2011	March 11, 2011	41,667.00	41,883.59	(216.59)
600.00sh PROSHARES ULTRASHORT S&P 500 B	March 10, 2011	March 11, 2011	13,148.01	13,226.40	(78.39)
2,500.00sh PROSHARES ULTRASHORT S&P 500 B	March 10, 2011	March 11, 2011	54,940.01	54,955.00	(14.99)
2,500.00sh PROSHARES ULTRASHORT S&P 500 B	March 10, 2011	March 11, 2011	54,945.00	54,955.00	(9.99)
2,500.00sh PROSHARES ULTRASHORT S&P 500 B	March 10, 2011	March 11, 2011	54,945.00	55,230.00	(284.99)
2,500.00sh PROSHARES ULTRASHORT S&P 500 B	March 10, 2011	March 11, 2011	55,022.50	55,230.00	(207.49)
5,000.00sh PROSHARES ULTRASHORT S&P 500 B	March 10, 2011	March 11, 2011	110,045.01	110,459.99	(414.99)
2,500.00sh PROSHARES ULTRASHORT S&P 500 B	March 10, 2011	March 11, 2011	55,022.50	55,180.00	(157.49)

Part I Short-Term Capital Gains and Losses - Assets Held One Year or Less						
(a) Description of Property	(b) Date acquired	(c) Date sold	(d) Sales price	(e) Cost basis	(f) Gain (loss)	
500.00sh	VERIZON COMMUNICATIONS COM BUY	January 19, 2011	March 14, 2011	17,457.50	17,259.99	197.51
500.00sh	VERIZON COMMUNICATIONS COM BUY	January 28, 2011	March 14, 2011	17,457.50	17,899.99	(442.49)
300.00sh	VERIZON COMMUNICATIONS COM BUY	February 15, 2011	March 14, 2011	10,474.50	10,860.99	(386.49)
700.00sh	VERIZON COMMUNICATIONS COM BUY	March 01, 2011	March 14, 2011	24,440.50	25,440.99	(1,000.49)
2,500.00sh	PROSHARES ULTRASHORT S&P 500 B	March 10, 2011	March 14, 2011	55,615.01	55,180.00	435.01
2,500.00sh	PROSHARES ULTRASHORT S&P 500 B	March 10, 2011	March 14, 2011	55,640.01	55,234.99	405.02
2,500.00sh	PROSHARES ULTRASHORT S&P 500 B	March 11, 2011	March 14, 2011	55,690.01	55,430.00	260.01
2,500.00sh	PROSHARES ULTRASHORT S&P 500 B	March 11, 2011	March 14, 2011	55,465.01	55,430.00	35.01
2,500.00sh	PROSHARES ULTRASHORT S&P 500 B	March 11, 2011	March 14, 2011	55,490.01	54,384.99	1,105.02
700.00sh	PROSHARES ULTRASHORT S&P 500 B	March 14, 2011	March 14, 2011	15,545.60	15,449.00	96.60
1,800.00sh	PROSHARES ULTRASHORT S&P 500 B	March 14, 2011	March 14, 2011	39,974.40	39,717.99	256.41
2,500.00sh	PROSHARES ULTRASHORT S&P 500 B	March 14, 2011	March 14, 2011	55,520.00	55,734.99	(214.99)
2,500.00sh	PROSHARES ULTRASHORT S&P 500 B	March 14, 2011	March 14, 2011	55,595.00	55,534.99	60.01
2,500.00sh	PROSHARES ULTRASHORT S&P 500 B	March 14, 2011	March 14, 2011	55,595.00	55,484.99	110.01
2,500.00sh	PROSHARES ULTRASHORT S&P 500 B	March 14, 2011	March 14, 2011	55,590.01	55,309.99	280.02
2,500.00sh	PROSHARES ULTRASHORT S&P 500 B	March 14, 2011	March 14, 2011	55,165.01	55,384.99	(219.98)
2,500.00sh	PROSHARES ULTRASHORT S&P 500 B	March 14, 2011	March 14, 2011	55,390.01	55,230.00	160.01
2,500.00sh	PROSHARES ULTRASHORT S&P 500 B	March 14, 2011	March 14, 2011	55,440.01	55,230.00	210.01
2,500.00sh	PROSHARES ULTRASHORT S&P 500 B	March 14, 2011	March 14, 2011	55,465.01	55,859.99	(394.98)
300.00sh	ATP OIL & GAS CORP COM BUY TRA	August 11, 2010	March 15, 2011	4,854.00	3,465.00	1,389.00
200.00sh	ATP OIL & GAS CORP COM BUY TRA	August 11, 2010	March 15, 2011	3,228.01	2,310.00	918.01
500.00sh	ATP OIL & GAS CORP COM BUY TRA	August 11, 2010	March 15, 2011	8,005.01	5,774.99	2,230.01
500.00sh	ATP OIL & GAS CORP COM BUY TRA	August 20, 2010	March 15, 2011	8,010.01	5,589.99	2,420.01
1,000.00sh	WALGREEN CO COM BUY TRADE 1000	February 28, 2011	March 15, 2011	40,943.34	43,379.99	(2,436.65)
500.00sh	WALGREEN CO COM BUY TRADE 1000	March 02, 2011	March 15, 2011	20,471.67	20,834.99	(363.32)
1,000.00sh	ISHARES SILVER TRUST BUY TRADE	March 02, 2011	March 15, 2011	33,410.00	34,079.99	(669.99)
1,000.00sh	ISHARES SILVER TRUST BUY TRADE	March 04, 2011	March 15, 2011	33,410.00	34,629.99	(1,219.99)
300.00sh	ISHARES SILVER TRUST BUY TRADE	March 07, 2011	March 15, 2011	10,023.00	10,653.00	(630.00)
700.00sh	ISHARES SILVER TRUST BUY TRADE	March 07, 2011	March 15, 2011	23,384.01	24,856.99	(1,472.98)
2,500.00sh	PROSHARES ULTRASHORT S&P 500 B	March 14, 2011	March 15, 2011	56,915.01	55,834.99	1,080.02
2,500.00sh	PROSHARES ULTRASHORT S&P 500 B	March 14, 2011	March 15, 2011	57,195.00	55,759.99	1,435.02
2,500.00sh	PROSHARES ULTRASHORT S&P 500 B	March 14, 2011	March 15, 2011	57,195.00	55,734.99	1,460.02
2,500.00sh	PROSHARES ULTRASHORT S&P 500 B	March 14, 2011	March 15, 2011	56,465.01	55,784.99	680.02
2,500.00sh	PROSHARES ULTRASHORT S&P 500 B	March 14, 2011	March 15, 2011	56,540.01	55,009.99	1,530.02
2,500.00sh	PROSHARES ULTRASHORT S&P 500 B	March 14, 2011	March 15, 2011	56,690.01	55,809.99	880.02
2,500.00sh	PROSHARES ULTRASHORT S&P 500 B	March 15, 2011	March 15, 2011	56,740.01	57,655.00	(914.99)
2,500.00sh	PROSHARES ULTRASHORT S&P 500 B	March 15, 2011	March 15, 2011	56,045.00	57,655.00	(1,609.99)
2,500.00sh	PROSHARES ULTRASHORT S&P 500 B	March 15, 2011	March 15, 2011	56,045.00	57,730.00	(1,684.99)
500.00sh	ATP OIL & GAS CORP COM BUY TRA	August 20, 2010	March 16, 2011	8,285.01	5,589.99	2,695.01
2,500.00sh	PROSHARES ULTRASHORT S&P 500 B	March 15, 2011	March 16, 2011	56,970.00	57,730.00	(759.99)
2,500.00sh	PROSHARES ULTRASHORT S&P 500 B	March 15, 2011	March 16, 2011	56,970.00	56,784.99	185.01
2,500.00sh	PROSHARES ULTRASHORT S&P 500 B	March 15, 2011	March 16, 2011	57,145.00	57,234.99	(89.99)
2,500.00sh	PROSHARES ULTRASHORT S&P 500 B	March 15, 2011	March 16, 2011	57,145.00	57,184.99	(39.99)
5,000.00sh	PROSHARES ULTRASHORT S&P 500 B	March 15, 2011	March 16, 2011	114,290.01	114,109.99	180.02
2,200.00sh	PROSHARES ULTRASHORT S&P 500 B	March 15, 2011	March 16, 2011	49,561.60	49,456.00	105.60
300.00sh	PROSHARES ULTRASHORT S&P 500 B	March 15, 2011	March 16, 2011	6,758.40	6,750.99	7.41
2,500.00sh	PROSHARES ULTRASHORT S&P 500 B	March 15, 2011	March 16, 2011	56,320.00	56,030.00	290.01
2,500.00sh	PROSHARES ULTRASHORT S&P 500 B	March 15, 2011	March 16, 2011	56,295.00	56,030.00	265.01
2,500.00sh	PROSHARES ULTRASHORT S&P 500 B	March 15, 2011	March 16, 2011	56,295.00	56,955.00	(659.99)
2,500.00sh	PROSHARES ULTRASHORT S&P 500 B	March 15, 2011	March 16, 2011	56,440.01	56,955.00	(514.99)
1,000.00sh	PROSHARES ULTRASHORT S&P 500 B	March 16, 2011	March 16, 2011	23,498.00	23,090.00	408.00
2,648.00sh	PROSHARES ULTRASHORT S&P 500 B	March 16, 2011	March 16, 2011	62,222.71	61,152.31	1,070.40
1,352.00sh	PROSHARES ULTRASHORT S&P 500 B	March 16, 2011	March 16, 2011	31,769.30	31,220.38	548.92
3,648.00sh	PROSHARES ULTRASHORT S&P 500 B	March 16, 2011	March 16, 2011	85,538.31	84,239.61	1,298.70
1,352.00sh	PROSHARES ULTRASHORT S&P 500 B	March 16, 2011	March 16, 2011	31,701.70	30,963.50	738.20
3,648.00sh	PROSHARES ULTRASHORT S&P 500 B	March 16, 2011	March 16, 2011	84,516.87	83,546.49	970.38
1,352.00sh	PROSHARES ULTRASHORT S&P 500 B	March 16, 2011	March 16, 2011	31,323.14	30,720.14	603.00
3,648.00sh	PROSHARES ULTRASHORT S&P 500 B	March 16, 2011	March 16, 2011	83,750.79	82,889.85	860.94
1,352.00sh	PROSHARES ULTRASHORT S&P 500 B	March 16, 2011	March 16, 2011	31,039.22	30,652.54	386.68
3,648.00sh	PROSHARES ULTRASHORT S&P 500 B	March 16, 2011	March 16, 2011	83,787.27	82,707.45	1,079.82
1,352.00sh	PROSHARES ULTRASHORT S&P 500 B	March 16, 2011	March 16, 2011	31,052.74	31,220.38	(167.64)
3,648.00sh	PROSHARES ULTRASHORT S&P 500 B	March 16, 2011	March 16, 2011	84,626.31	84,239.61	386.70
1,352.00sh	PROSHARES ULTRASHORT S&P 500 B	March 16, 2011	March 16, 2011	31,363.70	31,342.06	21.64
3,648.00sh	PROSHARES ULTRASHORT S&P 500 B	March 16, 2011	March 16, 2011	83,896.71	84,567.93	(671.22)
1,352.00sh	PROSHARES ULTRASHORT S&P 500 B	March 16, 2011	March 16, 2011	31,093.30	31,125.74	(32.44)
3,648.00sh	PROSHARES ULTRASHORT S&P 500 B	March 16, 2011	March 16, 2011	83,860.23	83,984.25	(124.02)
1,352.00sh	PROSHARES ULTRASHORT S&P 500 B	March 16, 2011	March 16, 2011	31,079.78	30,963.50	116.28
3,648.00sh	PROSHARES ULTRASHORT S&P 500 B	March 16, 2011	March 16, 2011	84,042.63	83,546.49	496.14
1,352.00sh	PROSHARES ULTRASHORT S&P 500 B	March 16, 2011	March 16, 2011	31,147.38	31,342.06	(194.68)
3,648.00sh	PROSHARES ULTRASHORT S&P 500 B	March 16, 2011	March 16, 2011	84,079.11	84,567.93	(488.82)
1,352.00sh	PROSHARES ULTRASHORT S&P 500 B	March 16, 2011	March 16, 2011	31,160.90	31,231.20	(70.30)
5,000.00sh	PROSHARES ULTRASHORT S&P 500 B	March 16, 2011	March 16, 2011	116,540.01	117,859.99	(1,319.98)
700.00sh	PROSHARES ULTRASHORT S&P 500 B	March 16, 2011	March 16, 2011	16,350.60	16,310.00	40.60
4,300.00sh	PROSHARES ULTRASHORT S&P 500 B	March 16, 2011	March 16, 2011	100,439.41	100,199.99	239.42
2,700.00sh	PROSHARES ULTRASHORT S&P 500 B	March 16, 2011	March 16, 2011	63,042.30	62,721.00	321.30
2,300.00sh	PROSHARES ULTRASHORT S&P 500 B	March 16, 2011	March 16, 2011	53,702.70	53,438.99	263.71
5,000.00sh	PROSHARES ULTRASHORT S&P 500 B	March 16, 2011	March 16, 2011	116,745.01	116,009.99	735.01
500.00sh	JDS UNIPHASE CORP COM BUY TRAD	March 11, 2011	March 17, 2011	10,085.00	10,659.99	(574.99)
1,000.00sh	JDS UNIPHASE CORP COM BUY TRAD	March 11, 2011	March 17, 2011	20,170.00	21,239.99	(1,069.99)
6.00sh	JDS UNIPHASE CORP COM BUY TRAD	March 15, 2011	March 17, 2011	121.02	125.82	(4.80)
494.00sh	JDS UNIPHASE CORP COM BUY TRAD	March 15, 2011	March 17, 2011	9,949.05	10,359.17	(410.12)
1,300.00sh	PROSHARES ULTRASHORT S&P 500 B	March 16, 2011	March 17, 2011	29,744.00	30,305.60	(561.60)
3,700.00sh	PROSHARES ULTRASHORT S&P 500 B	March 16, 2011	March 17, 2011	84,683.01	86,254.39	(1,571.38)
5,000.00sh	PROSHARES ULTRASHORT S&P 500 B	March 16, 2011	March 17, 2011	112,740.01	116,559.99	(3,819.98)
5,000.00sh	PROSHARES ULTRASHORT S&P 500 B	March 16, 2011	March 17, 2011	113,690.01	116,359.99	(2,669.98)
5,000.00sh	PROSHARES ULTRASHORT S&P 500 B	March 16, 2011	March 17, 2011	113,090.01	116,209.99	(3,119.98)

Part I Short-Term Capital Gains and Losses - Assets Held One Year or Less						
(a) Description of Property	(b) Date acquired	(c) Date sold	(d) Sales price	(e) Cost basis	(f) Gain (loss)	
5,000.00sh PROSHARES ULTRASHORT S&P 500 B	March 16, 2011	March 17, 2011	113,690.01	115,909.99	(2,219.98)	
5,000.00sh PROSHARES ULTRASHORT S&P 500 B	March 16, 2011	March 17, 2011	114,290.01	115,559.99	(1,269.98)	
5,000.00sh PROSHARES ULTRASHORT S&P 500 B	March 17, 2011	March 17, 2011	114,490.01	113,609.99	880.02	
3,520.00sh PROSHARES ULTRASHORT S&P 500 B	March 17, 2011	March 17, 2011	79,974.40	79,770.23	204.17	
1,480.00sh PROSHARES ULTRASHORT S&P 500 B	March 17, 2011	March 17, 2011	33,615.61	33,539.76	75.85	
5,000.00sh PROSHARES ULTRASHORT S&P 500 B	March 17, 2011	March 17, 2011	113,690.01	114,259.99	(569.98)	
5,000.00sh PROSHARES ULTRASHORT S&P 500 B	March 17, 2011	March 18, 2011	112,740.01	114,659.99	(1,919.98)	
5,000.00sh PROSHARES ULTRASHORT S&P 500 B	March 17, 2011	March 18, 2011	111,790.01	114,559.99	(2,769.98)	
5,000.00sh PROSHARES ULTRASHORT S&P 500 B	March 17, 2011	March 18, 2011	111,290.01	114,309.99	(3,019.98)	
2,500.00sh PROSHARES ULTRASHORT S&P 500 B	March 17, 2011	March 18, 2011	56,390.01	56,730.00	(339.99)	
2,500.00sh PROSHARES ULTRASHORT S&P 500 B	March 17, 2011	March 18, 2011	56,370.00	56,730.00	(359.99)	
2,500.00sh PROSHARES ULTRASHORT S&P 500 B	March 17, 2011	March 18, 2011	56,370.00	57,155.00	(784.99)	
2,500.00sh PROSHARES ULTRASHORT S&P 500 B	March 17, 2011	March 18, 2011	56,175.00	57,155.00	(980.00)	
600.00sh PROSHARES ULTRASHORT S&P 500 B	March 18, 2011	March 18, 2011	13,482.00	13,567.20	(85.20)	
1,900.00sh PROSHARES ULTRASHORT S&P 500 B	March 18, 2011	March 18, 2011	42,702.01	42,962.80	(260.79)	
2,500.00sh PROSHARES ULTRASHORT S&P 500 B	March 18, 2011	March 22, 2011	54,865.01	56,530.00	(1,664.98)	
2,500.00sh PROSHARES ULTRASHORT S&P 500 B	March 18, 2011	March 22, 2011	54,715.01	56,405.00	(1,689.98)	
2,500.00sh PROSHARES ULTRASHORT S&P 500 B	March 18, 2011	March 22, 2011	55,015.01	56,405.00	(1,389.98)	
400.00sh FRESH MARKET INC (THE) COM BUY	November 12, 2010	March 23, 2011	15,234.01	13,287.99	1,946.02	
200.00sh AMERICAN TOWER CORP CLASS A CO	February 24, 2011	March 23, 2011	9,915.34	10,476.00	(560.66)	
200.00sh AMERICAN TOWER CORP CLASS A CO	February 24, 2011	March 23, 2011	9,915.34	10,487.99	(572.65)	
200.00sh AMERICAN TOWER CORP CLASS A CO	February 25, 2011	March 23, 2011	9,915.34	10,679.99	(764.65)	
150.00sh AMERICAN TOWER CORP CLASS A CO	March 02, 2011	March 23, 2011	7,436.50	7,840.49	(403.99)	
2,500.00sh PROSHARES ULTRASHORT S&P 500 B	March 18, 2011	March 23, 2011	55,615.01	56,105.00	(489.99)	
15 VISA INC V Jun 18 11 65.0 P S	December 17, 2010	March 24, 2011	6,728.76	1,740.00	4,988.76	
4 VISA INC V Jun 18 11 65.0 P S	December 21, 2010	March 24, 2011	1,709.01	464.00	1,245.01	
1 VISA INC V Jun 18 11 65.0 P S	December 21, 2010	March 24, 2011	427.25	125.74	301.51	
2,500.00sh PROSHARES ULTRASHORT S&P 500 B	March 18, 2011	March 25, 2011	53,290.01	56,105.00	(2,814.99)	
2,500.00sh PROSHARES ULTRASHORT S&P 500 B	March 18, 2011	March 25, 2011	53,465.01	56,155.00	(2,689.99)	
750.00sh LQJ CORP COM BUY TRADE 1100 @2	February 24, 2011	March 28, 2011	17,240.01	17,937.49	(697.49)	
800.00sh CAMECO CP COM BUY TRADE 1000 @	March 07, 2011	March 28, 2011	24,088.01	30,793.99	(6,705.98)	
200.00sh CAMECO CP COM BUY TRADE 1000 @	March 07, 2011	March 28, 2011	6,022.00	7,744.66	(1,722.66)	
100.00sh CAMECO CP COM BUY TRADE 1000 @	March 07, 2011	March 28, 2011	3,013.00	3,872.33	(859.33)	
200.00sh CAMECO CP COM BUY TRADE 1000 @	March 07, 2011	March 28, 2011	6,026.00	7,670.00	(1,644.00)	
200.00sh CAMECO CP COM BUY TRADE 1000 @	March 07, 2011	March 28, 2011	6,026.00	7,677.99	(1,651.99)	
250.00sh CAMECO CP COM BUY TRADE 1000 @	March 07, 2011	March 28, 2011	7,532.50	9,739.99	(2,207.49)	
2,000.00sh PROSHARES ULTRASHORT S&P 500 B	March 18, 2011	March 28, 2011	42,310.01	44,924.00	(2,613.99)	
500.00sh PROSHARES ULTRASHORT S&P 500 B	March 18, 2011	March 28, 2011	10,688.00	11,231.00	(543.00)	
2,000.00sh PROSHARES ULTRASHORT S&P 500 B	March 18, 2011	March 28, 2011	42,752.01	45,304.00	(2,551.99)	
2,500.00sh PROSHARES ULTRASHORT S&P 500 B	March 18, 2011	March 28, 2011	53,040.01	56,630.00	(3,589.99)	
15.00sh CAMECO CP COM BUY TRADE 1000 @	March 21, 2011	March 28, 2011	451.95	475.35	(23.40)	
35.00sh CAMECO CP COM BUY TRADE 1000 @	March 21, 2011	March 28, 2011	1,054.55	1,110.64	(56.09)	
100.00sh CAMECO CP COM BUY TRADE 1000 @	March 21, 2011	March 28, 2011	3,014.00	3,173.25	(159.25)	
100.00sh CAMECO CP COM BUY TRADE 1000 @	March 21, 2011	March 28, 2011	3,004.01	3,173.25	(169.24)	
700.00sh DIREXIONSHARES 3X BEAR ETF SHO	April 06, 2010	March 29, 2011	43,636.26	29,052.99	14,583.27	
100.00sh DIREXIONSHARES 3X BEAR ETF SHO	April 06, 2010	March 29, 2011	6,233.75	4,155.25	2,078.50	
100.00sh DIREXIONSHARES 3X BEAR ETF SHO	April 06, 2010	March 29, 2011	6,210.01	4,155.25	2,054.76	
300.00sh DIREXIONSHARES 3X BEAR ETF SHO	April 06, 2010	March 29, 2011	18,660.00	12,465.75	6,194.25	
300.00sh DIREXIONSHARES 3X BEAR ETF SHO	April 09, 2010	March 29, 2011	17,921.25	12,465.75	5,455.51	
500.00sh PROSHARES ULTRASHORT S&P 500 B	March 18, 2011	March 29, 2011	10,633.00	11,326.00	(693.00)	
2,000.00sh PROSHARES ULTRASHORT S&P 500 B	March 23, 2011	March 29, 2011	42,532.01	43,727.99	(1,195.98)	
500.00sh PROSHARES ULTRASHORT S&P 500 B	March 23, 2011	March 29, 2011	10,658.00	10,932.00	(274.00)	
2,000.00sh PROSHARES ULTRASHORT S&P 500 B	March 23, 2011	March 29, 2011	42,632.01	43,767.99	(1,135.98)	
500.00sh PROSHARES ULTRASHORT S&P 500 B	March 23, 2011	March 29, 2011	10,708.00	10,942.00	(234.00)	
2,000.00sh PROSHARES ULTRASHORT S&P 500 B	March 25, 2011	March 29, 2011	42,832.01	42,567.99	264.02	
500.00sh PROSHARES ULTRASHORT S&P 500 B	March 25, 2011	March 29, 2011	10,593.00	10,642.00	(49.00)	
300.00sh PROSHARES ULTRASHORT S&P 500 B	March 28, 2011	March 29, 2011	6,355.80	6,405.99	(50.19)	
1,700.00sh PROSHARES ULTRASHORT S&P 500 B	March 28, 2011	March 29, 2011	36,016.21	36,215.66	(199.45)	
1,300.00sh PROSHARES ULTRASHORT S&P 500 B	March 28, 2011	March 29, 2011	27,619.81	27,694.33	(74.52)	
1,200.00sh PROSHARES ULTRASHORT S&P 500 B	March 28, 2011	March 29, 2011	25,495.20	25,587.00	(91.79)	
500.00sh ATP OIL & GAS CORP COM BUY TRA	September 02, 2010	March 30, 2011	9,210.01	5,750.00	3,460.01	
500.00sh ATP OIL & GAS CORP COM BUY TRA	September 02, 2010	March 30, 2011	9,210.00	5,754.99	3,455.01	
1,000.00sh ATP OIL & GAS CORP COM BUY TRA	September 02, 2010	March 30, 2011	18,500.01	11,399.99	7,100.02	
2,500.00sh PROSHARES ULTRASHORT S&P 500 B	March 28, 2011	March 30, 2011	52,315.01	53,306.24	(991.23)	
300.00sh ATP OIL & GAS CORP COM BUY TRA	September 02, 2010	April 01, 2011	5,313.00	3,402.00	1,911.00	
200.00sh ATP OIL & GAS CORP COM BUY TRA	September 02, 2010	April 01, 2011	3,532.01	2,268.00	1,264.01	
500.00sh ATP OIL & GAS CORP COM BUY TRA	September 02, 2010	April 01, 2011	8,880.01	5,669.99	3,210.01	
500.00sh ATP OIL & GAS CORP COM BUY TRA	September 14, 2010	April 01, 2011	8,935.01	6,134.99	2,800.01	
500.00sh ATP OIL & GAS CORP COM BUY TRA	September 14, 2010	April 01, 2011	8,965.01	6,134.99	2,830.01	
300.00sh PROSHARES ULTRASHORT S&P 500 B	March 28, 2011	April 01, 2011	6,163.80	6,396.75	(232.95)	
900.00sh PROSHARES ULTRASHORT S&P 500 B	March 28, 2011	April 01, 2011	18,491.40	19,188.00	(696.60)	
500.00sh PROSHARES ULTRASHORT S&P 500 B	March 28, 2011	April 01, 2011	10,273.00	10,660.00	(387.00)	
200.00sh PROSHARES ULTRASHORT S&P 500 B	March 28, 2011	April 01, 2011	4,109.20	4,264.00	(154.80)	
300.00sh PROSHARES ULTRASHORT S&P 500 B	March 28, 2011	April 01, 2011	6,163.80	6,396.00	(232.20)	
300.00sh PROSHARES ULTRASHORT S&P 500 B	March 28, 2011	April 01, 2011	6,163.80	6,396.00	(232.20)	
2,500.00sh PROSHARES ULTRASHORT S&P 500 B	March 28, 2011	April 01, 2011	51,870.00	53,534.99	(1,664.98)	
2,500.00sh PROSHARES ULTRASHORT S&P 500 B	March 28, 2011	April 01, 2011	51,870.00	53,434.99	(1,564.98)	
2,500.00sh PROSHARES ULTRASHORT S&P 500 B	March 31, 2011	April 04, 2011	51,770.00	52,209.99	(439.99)	
2,500.00sh PROSHARES ULTRASHORT S&P 500 B	April 01, 2011	April 04, 2011	51,770.00	51,909.99	(139.99)	
2,500.00sh PROSHARES ULTRASHORT S&P 500 B	April 01, 2011	April 05, 2011	51,465.01	51,584.99	(119.98)	
1,000.00sh ATP OIL & GAS CORP COM BUY TRA	September 21, 2010	April 06, 2011	17,350.01	12,579.99	4,770.02	
1,000.00sh FORD MOTOR COM BUY TRADE 1500	March 07, 2011	April 06, 2011	15,640.01	14,094.00	1,546.01	
1,000.00sh SKYWORKS SOLUTIONS INC COM BUY	March 11, 2011	April 06, 2011	28,700.01	31,849.99	(3,149.98)	
600.00sh AKAMAI TECHNOLOGIES COM BUY TR	March 17, 2011	April 06, 2011	22,076.01	22,026.00	50.01	
2,500.00sh PROSHARES ULTRASHORT S&P 500 B	April 01, 2011	April 06, 2011	51,440.01	51,559.99	(119.98)	
1,000.00sh ISHARES BARCLAYS 20+ YR TRES B	April 05, 2011	April 06, 2011	90,880.01	91,978.32	(1,098.32)	

Part I Short-Term Capital Gains and Losses - Assets Held One Year or Less

(a) Description of Property	(b) Date acquired	(c) Date sold	(d) Sales price	(e) Cost basis	(f) Gain (loss)
2,500.00sh PROSHARES ULTRASHORT S&P 500 B	April 06, 2011	April 06, 2011	51,565.01	51,634.99	(69.98)
2,500.00sh PROSHARES ULTRASHORT S&P 500 B	April 06, 2011	April 07, 2011	51,990.01	51,809.99	180.02
2,500.00sh PROSHARES ULTRASHORT S&P 500 B	April 06, 2011	April 07, 2011	51,965.01	51,784.99	180.02
10 CERNER CORP CERN Apr 16 11 110	April 06, 2011	April 07, 2011	1,582.51	767.49	815.02
2,500.00sh PROSHARES ULTRASHORT S&P 500 B	April 07, 2011	April 07, 2011	51,615.01	51,884.99	(269.98)
2,500.00sh PROSHARES ULTRASHORT S&P 500 B	April 07, 2011	April 07, 2011	51,690.01	51,809.99	(119.98)
2,500.00sh PROSHARES ULTRASHORT S&P 500 B	April 07, 2011	April 07, 2011	51,665.01	52,209.99	(544.98)
900.00sh PROSHARES ULTRASHORT S&P 500 B	April 07, 2011	April 07, 2011	18,626.40	18,765.00	(138.60)
1,600.00sh PROSHARES ULTRASHORT S&P 500 B	April 07, 2011	April 07, 2011	33,113.61	33,369.99	(256.38)
1,171.00sh PROSHARES ULTRASHORT S&P 500 B	April 07, 2011	April 07, 2011	24,293.57	24,380.22	(86.65)
1,329.00sh PROSHARES ULTRASHORT S&P 500 B	April 07, 2011	April 07, 2011	27,571.44	27,679.77	(108.33)
2,500.00sh PROSHARES ULTRASHORT S&P 500 B	April 07, 2011	April 07, 2011	51,965.01	51,984.99	(19.98)
2,500.00sh PROSHARES ULTRASHORT S&P 500 B	April 07, 2011	April 07, 2011	51,740.01	51,859.99	(119.98)
500.00sh ATP OIL & GAS CORP COM BUY TRA	October 13, 2010	April 11, 2011	8,418.76	8,159.99	258.77
300.00sh ATP OIL & GAS CORP COM BUY TRA	October 13, 2010	April 11, 2011	5,051.25	4,842.00	209.25
200.00sh ATP OIL & GAS CORP COM BUY TRA	October 13, 2010	April 11, 2011	3,368.00	3,233.99	134.01
500.00sh CENTURY ALUMINUM CO. COM BUY T	March 11, 2011	April 11, 2011	9,815.00	8,619.99	1,195.01
200.00sh CENTURY ALUMINUM CO. COM BUY T	March 11, 2011	April 11, 2011	3,926.00	3,442.00	484.00
200.00sh CENTURY ALUMINUM CO. COM BUY T	March 11, 2011	April 11, 2011	3,926.00	3,442.00	484.00
100.00sh CENTURY ALUMINUM CO. COM BUY T	March 11, 2011	April 11, 2011	1,953.01	1,721.00	232.01
200.00sh EXXON MOBIL CORPORATION COM BU	March 16, 2011	April 11, 2011	17,010.01	16,328.85	681.16
100.00sh AKAMAI TECHNOLOGIES COM BUY TR	March 17, 2011	April 11, 2011	3,640.00	3,671.00	(31.00)
300.00sh AKAMAI TECHNOLOGIES COM BUY TR	March 17, 2011	April 11, 2011	10,920.00	11,019.99	(99.99)
500.00sh AKAMAI TECHNOLOGIES COM BUY TR	March 22, 2011	April 11, 2011	18,200.00	18,564.99	(364.99)
300.00sh AKAMAI TECHNOLOGIES COM BUY TR	April 01, 2011	April 11, 2011	10,913.01	11,538.99	(625.98)
200.00sh ISHARES BARCLAYS 20+ YR TRES B	April 05, 2011	April 11, 2011	17,986.00	18,395.67	(409.66)
4 NETFLIX.COM INC NFLX Apr 16 11	April 06, 2011	April 11, 2011	1,167.01	604.99	562.02
4 APPLE INC AAPL Apr 16 11 330.0	April 06, 2011	April 11, 2011	1,151.29	1,116.99	34.30
300.00sh ISHARES BARCLAYS 20+ YR TRES B	April 06, 2011	April 11, 2011	26,979.01	27,421.49	(442.49)
2,500.00sh PROSHARES ULTRASHORT S&P 500 B	April 07, 2011	April 11, 2011	52,165.01	52,134.99	30.02
2,500.00sh PROSHARES ULTRASHORT S&P 500 B	April 07, 2011	April 11, 2011	52,165.01	51,984.99	180.02
2,500.00sh PROSHARES ULTRASHORT S&P 500 B	April 08, 2011	April 11, 2011	52,190.01	51,909.99	280.02
2,500.00sh PROSHARES ULTRASHORT S&P 500 B	April 11, 2011	April 11, 2011	52,190.01	52,084.99	105.02
2,500.00sh PROSHARES ULTRASHORT S&P 500 B	April 11, 2011	April 11, 2011	52,215.01	52,034.99	180.02
3 APPLE INC AAPL Apr 16 11 330.0	April 11, 2011	April 11, 2011	863.47	1,002.24	(138.77)
2,500.00sh PROSHARES ULTRASHORT S&P 500 B	April 11, 2011	April 11, 2011	52,470.00	51,959.99	510.01
2,500.00sh PROSHARES ULTRASHORT S&P 500 B	April 11, 2011	April 11, 2011	52,470.00	52,455.00	15.01
2,500.00sh PROSHARES ULTRASHORT S&P 500 B	April 11, 2011	April 11, 2011	52,420.00	52,455.00	(34.99)
2,500.00sh PROSHARES ULTRASHORT S&P 500 B	April 11, 2011	April 11, 2011	52,420.00	52,355.00	65.01
500.00sh PETROLEO BRASILEIRO SA COM BUY	February 10, 2011	April 12, 2011	18,980.01	18,123.33	856.68
800.00sh PROSHARES ULTRASHORT YEN BUY T	March 17, 2011	April 12, 2011	13,168.00	11,825.99	1,342.01
900.00sh PROSHARES ULTRASHORT YEN BUY T	March 17, 2011	April 12, 2011	14,814.00	13,243.50	1,570.50
300.00sh PROSHARES ULTRASHORT YEN BUY T	March 17, 2011	April 12, 2011	4,931.01	4,414.50	516.51
2,500.00sh PROSHARES ULTRASHORT S&P 500 B	April 11, 2011	April 12, 2011	53,415.01	52,355.00	1,060.02
2,500.00sh PROSHARES ULTRASHORT S&P 500 B	April 11, 2011	April 12, 2011	53,065.01	52,280.00	785.01
2,500.00sh PROSHARES ULTRASHORT S&P 500 B	April 11, 2011	April 12, 2011	53,190.01	52,280.00	910.01
2,500.00sh PROSHARES ULTRASHORT S&P 500 B	April 11, 2011	April 12, 2011	53,245.00	52,134.99	1,110.02
2,500.00sh PROSHARES ULTRASHORT S&P 500 B	April 11, 2011	April 12, 2011	53,245.00	52,630.00	615.01
2,500.00sh PROSHARES ULTRASHORT S&P 500 B	April 11, 2011	April 12, 2011	53,365.01	52,630.00	735.01
2,500.00sh PROSHARES ULTRASHORT S&P 500 B	April 12, 2011	April 12, 2011	53,390.01	53,409.99	(19.98)
2,500.00sh PROSHARES ULTRASHORT S&P 500 B	April 12, 2011	April 12, 2011	53,420.00	53,334.99	85.01
2,500.00sh PROSHARES ULTRASHORT S&P 500 B	April 12, 2011	April 12, 2011	53,420.00	53,434.99	(14.99)
2,500.00sh PROSHARES ULTRASHORT S&P 500 B	April 12, 2011	April 12, 2011	53,370.00	53,409.99	(39.99)
2,500.00sh PROSHARES ULTRASHORT S&P 500 B	April 12, 2011	April 12, 2011	53,370.00	53,334.99	35.01
2,500.00sh PROSHARES ULTRASHORT S&P 500 B	April 12, 2011	April 12, 2011	52,890.01	53,430.00	(539.99)
990.00sh PROSHARES ULTRASHORT S&P 500 B	April 12, 2011	April 12, 2011	20,948.40	21,158.28	(209.88)
100.00sh PROSHARES ULTRASHORT S&P 500 B	April 12, 2011	April 12, 2011	2,117.00	2,137.20	(20.20)
1,410.00sh PROSHARES ULTRASHORT S&P 500 B	April 12, 2011	April 12, 2011	29,839.71	30,134.52	(294.81)
2,500.00sh PROSHARES ULTRASHORT S&P 500 B	April 12, 2011	April 12, 2011	53,065.01	53,405.00	(339.99)
2,500.00sh PROSHARES ULTRASHORT S&P 500 B	April 12, 2011	April 13, 2011	53,240.01	53,405.00	(164.99)
2,500.00sh PROSHARES ULTRASHORT S&P 500 B	April 12, 2011	April 13, 2011	53,365.01	53,534.99	(169.98)
40.00sh PROSHARES ULTRASHORT S&P 500 B	April 12, 2011	April 13, 2011	850.40	855.60	(5.20)
295.00sh PROSHARES ULTRASHORT S&P 500 B	April 12, 2011	April 13, 2011	6,270.50	6,310.05	(39.55)
2,165.00sh PROSHARES ULTRASHORT S&P 500 B	April 12, 2011	April 13, 2011	46,019.11	46,319.34	(300.23)
2,500.00sh PROSHARES ULTRASHORT S&P 500 B	April 12, 2011	April 13, 2011	52,965.01	53,105.00	(139.99)
2,500.00sh PROSHARES ULTRASHORT S&P 500 B	April 12, 2011	April 13, 2011	52,690.01	53,105.00	(414.99)
1,800.00sh PROSHARES ULTRASHORT S&P 500 B	April 12, 2011	April 13, 2011	38,196.00	38,217.60	(21.60)
700.00sh PROSHARES ULTRASHORT S&P 500 B	April 12, 2011	April 13, 2011	14,851.01	14,862.40	(11.39)
2,500.00sh PROSHARES ULTRASHORT S&P 500 B	April 12, 2011	April 13, 2011	53,115.01	53,080.00	35.01
2,500.00sh PROSHARES ULTRASHORT S&P 500 B	April 13, 2011	April 13, 2011	53,140.01	53,259.99	(119.98)
1,600.00sh PROSHARES ULTRASHORT S&P 500 B	April 13, 2011	April 13, 2011	34,009.61	34,032.00	(22.39)
900.00sh PROSHARES ULTRASHORT S&P 500 B	April 13, 2011	April 13, 2011	19,130.40	19,145.64	(15.24)
2,500.00sh PROSHARES ULTRASHORT S&P 500 B	April 13, 2011	April 13, 2011	53,240.01	53,182.35	57.66
2,500.00sh PROSHARES ULTRASHORT S&P 500 B	April 13, 2011	April 13, 2011	52,915.01	53,484.99	(569.98)
2,500.00sh PROSHARES ULTRASHORT S&P 500 B	April 13, 2011	April 13, 2011	52,990.01	53,409.99	(419.98)
500.00sh ISHARES IBOXX HI YIELD CAP BON	May 06, 2010	April 14, 2011	45,890.01	41,780.00	4,110.01
500.00sh METROPICS COMMUNICATIONS INC CO	March 03, 2011	April 14, 2011	8,220.01	7,247.50	972.51
2,500.00sh PROSHARES ULTRASHORT S&P 500 B	April 13, 2011	April 14, 2011	53,445.00	53,359.99	85.01
2,500.00sh PROSHARES ULTRASHORT S&P 500 B	April 13, 2011	April 14, 2011	53,445.00	53,359.99	85.01
2,500.00sh PROSHARES ULTRASHORT S&P 500 B	April 13, 2011	April 14, 2011	53,590.01	53,209.99	380.02
800.00sh PROSHARES ULTRASHORT S&P 500 B	April 13, 2011	April 14, 2011	16,968.00	16,992.00	(24.00)
1,613.00sh PROSHARES ULTRASHORT S&P 500 B	April 13, 2011	April 14, 2011	34,211.73	34,269.60	(57.87)
87.00sh PROSHARES ULTRASHORT S&P 500 B	April 13, 2011	April 14, 2011	1,836.15	1,848.39	(12.24)
2,500.00sh PROSHARES ULTRASHORT S&P 500 B	April 14, 2011	April 14, 2011	53,090.01	53,709.99	(619.98)
2,500.00sh PROSHARES ULTRASHORT S&P 500 B	April 14, 2011	April 14, 2011	53,240.01	53,609.99	(369.98)
2,000.00sh PROSHARES ULTRASHORT S&P 500 B	April 14, 2011	April 15, 2011	42,130.01	42,804.00	(673.99)

Part I Short-Term Capital Gains and Losses - Assets Held One Year or Less

(a) Description of Property	(b) Date acquired	(c) Date sold	(d) Sales price	(e) Cost basis	(f) Gain (loss)
2,500.00sh PROSHARES ULTRASHORT S&P 500 B	April 14, 2011	April 15, 2011	52,690.01	53,505.00	(814.99)
500.00sh ISHARES IBOXX HI YIELD CAP BON	May 06, 2010	April 18, 2011	45,720.01	41,119.99	4,600.02
100.00sh CHESAPEAKE ENERGY CORP COM BUY	March 30, 2011	April 18, 2011	3,149.00	3,437.83	(288.83)
200.00sh CHESAPEAKE ENERGY CORP COM BUY	March 30, 2011	April 18, 2011	6,288.01	6,875.66	(587.65)
700.00sh CHESAPEAKE ENERGY CORP COM BUY	March 30, 2011	April 18, 2011	22,001.00	24,064.83	(2,063.83)
200.00sh CHESAPEAKE ENERGY CORP COM BUY	March 30, 2011	April 18, 2011	6,282.00	6,875.66	(593.66)
300.00sh CHESAPEAKE ENERGY CORP COM BUY	April 12, 2011	April 18, 2011	9,423.01	9,602.50	(179.49)
900.00sh CHESAPEAKE ENERGY CORP COM BUY	April 12, 2011	April 18, 2011	28,332.00	28,807.49	(475.49)
500.00sh PROSHARES ULTRASHORT S&P 500 B	April 14, 2011	April 18, 2011	10,823.00	10,701.00	122.00
2,000.00sh PROSHARES ULTRASHORT S&P 500 B	April 14, 2011	April 18, 2011	43,292.01	42,807.99	484.02
500.00sh PROSHARES ULTRASHORT S&P 500 B	April 14, 2011	April 18, 2011	10,844.00	10,702.00	142.00
2,500.00sh PROSHARES ULTRASHORT S&P 500 B	April 14, 2011	April 18, 2011	54,220.00	53,709.99	510.01
2,000.00sh PROSHARES ULTRASHORT S&P 500 B	April 15, 2011	April 18, 2011	43,376.00	42,266.66	1,109.34
1,000.00sh PROSHARES ULTRASHORT S&P 500 B	April 15, 2011	April 18, 2011	21,748.00	21,133.33	614.67
2,000.00sh PROSHARES ULTRASHORT S&P 500 B	April 15, 2011	April 18, 2011	43,496.00	42,209.99	1,286.01
2,000.00sh PROSHARES ULTRASHORT S&P 500 B	April 15, 2011	April 18, 2011	43,496.00	42,169.99	1,326.01
2,500.00sh PROSHARES ULTRASHORT S&P 500 B	April 18, 2011	April 18, 2011	54,040.01	54,559.99	(519.98)
2,500.00sh PROSHARES ULTRASHORT S&P 500 B	April 18, 2011	April 18, 2011	54,115.01	54,459.99	(344.98)
2,500.00sh PROSHARES ULTRASHORT S&P 500 B	April 18, 2011	April 18, 2011	54,140.01	54,334.99	(194.98)
5,000.00sh PROSHARES ULTRASHORT S&P 500 B	April 18, 2011	April 18, 2011	108,340.01	109,459.99	(1,119.98)
2,500.00sh PROSHARES ULTRASHORT S&P 500 B	April 18, 2011	April 18, 2011	54,265.01	54,630.00	(364.99)
2,500.00sh PROSHARES ULTRASHORT S&P 500 B	April 18, 2011	April 18, 2011	54,290.01	54,630.00	(339.99)
2,400.00sh PROSHARES ULTRASHORT S&P 500 B	April 18, 2011	April 18, 2011	51,638.41	52,344.00	(705.59)
100.00sh PROSHARES ULTRASHORT S&P 500 B	April 18, 2011	April 18, 2011	2,151.60	2,190.99	(39.39)
200.00sh LQ CORP COM BUY TRADE 1100 @2	February 24, 2011	April 19, 2011	4,598.00	4,783.33	(185.33)
300.00sh LQ CORP COM BUY TRADE 1100 @2	February 24, 2011	April 19, 2011	6,887.01	7,175.00	(287.99)
300.00sh TRACTOR SUPPLY CO COM SHORT SA	April 14, 2011	April 19, 2011	18,477.39	18,628.00	(150.61)
100.00sh APPLE INC COM BUY TRADE 100 @1	April 15, 2011	April 19, 2011	32,781.01	33,479.00	(697.99)
100.00sh APPLE INC COM BUY TRADE 100 @1	April 15, 2011	April 19, 2011	32,827.01	33,479.00	(651.99)
200.00sh APPLE INC COM BUY TRADE 100 @1	April 15, 2011	April 19, 2011	65,680.01	66,958.00	(1,277.99)
100.00sh APPLE INC COM BUY TRADE 100 @1	April 18, 2011	April 19, 2011	32,040.01	33,479.00	(1,438.99)
250.00sh TRACTOR SUPPLY CO COM SHORT SA	April 18, 2011	April 19, 2011	15,340.01	15,523.33	(183.32)
200.00sh TRACTOR SUPPLY CO COM SHORT SA	April 18, 2011	April 19, 2011	12,234.01	12,418.66	(184.65)
2,500.00sh PROSHARES ULTRASHORT S&P 500 B	April 18, 2011	April 19, 2011	53,290.01	54,480.00	(1,189.98)
2,500.00sh PROSHARES ULTRASHORT S&P 500 B	April 18, 2011	April 19, 2011	53,340.01	54,480.00	(1,139.98)
100.00sh ISHARES BARCLAYS 20+ YR TRES B	April 06, 2011	April 20, 2011	9,284.33	9,140.50	143.84
800.00sh ISHARES BARCLAYS 20+ YR TRES B	April 06, 2011	April 20, 2011	74,274.67	73,073.99	1,200.68
600.00sh ISHARES BARCLAYS 20+ YR TRES B	April 07, 2011	April 20, 2011	55,706.00	54,447.99	1,258.01
2,500.00sh PROSHARES ULTRASHORT S&P 500 B	April 18, 2011	April 20, 2011	51,715.01	54,405.00	(2,689.99)
2,500.00sh PROSHARES ULTRASHORT S&P 500 B	April 18, 2011	April 20, 2011	51,815.01	54,405.00	(2,589.99)
2,500.00sh PROSHARES ULTRASHORT S&P 500 B	April 18, 2011	April 20, 2011	51,890.01	54,005.00	(2,114.99)
2,500.00sh PROSHARES ULTRASHORT S&P 500 B	April 18, 2011	April 21, 2011	51,340.01	54,005.00	(2,664.99)
1,300.00sh PROSHARES ULTRASHORT S&P 500 B	April 20, 2011	April 25, 2011	26,800.81	27,027.00	(226.19)
1,200.00sh PROSHARES ULTRASHORT S&P 500 B	April 20, 2011	April 25, 2011	24,739.20	24,945.99	(206.79)
2,500.00sh PROSHARES ULTRASHORT S&P 500 B	April 20, 2011	April 25, 2011	51,390.01	52,009.99	(619.98)
2,500.00sh PROSHARES ULTRASHORT S&P 500 B	April 21, 2011	April 25, 2011	51,390.01	51,409.99	(19.98)
2,500.00sh PROSHARES ULTRASHORT S&P 500 B	April 21, 2011	April 25, 2011	51,515.01	51,384.99	130.02
500.00sh ISHARES SILVER TRUST BUY TRADE	April 14, 2011	April 26, 2011	21,830.01	20,454.99	1,375.02
500.00sh ISHARES SILVER TRUST BUY TRADE	April 14, 2011	April 26, 2011	21,830.01	20,323.33	1,506.67
500.00sh ISHARES SILVER TRUST BUY TRADE	April 14, 2011	April 26, 2011	21,995.01	20,323.33	1,671.68
500.00sh AKAMAI TECHNOLOGIES COM BUY TR	April 18, 2011	April 26, 2011	20,135.01	19,274.99	860.01
2,500.00sh PROSHARES ULTRASHORT S&P 500 B	April 21, 2011	April 26, 2011	50,365.01	51,409.99	(1,044.98)
2,500.00sh PROSHARES ULTRASHORT S&P 500 B	April 25, 2011	April 26, 2011	50,440.01	51,634.99	(1,194.98)
2,500.00sh PROSHARES ULTRASHORT S&P 500 B	April 25, 2011	April 26, 2011	50,415.01	51,584.99	(1,169.98)
2,500.00sh PROSHARES ULTRASHORT S&P 500 B	April 25, 2011	April 27, 2011	50,240.01	51,709.99	(1,469.98)
2,500.00sh PROSHARES ULTRASHORT S&P 500 B	April 26, 2011	April 27, 2011	50,290.01	50,484.99	(194.98)
2,500.00sh PROSHARES ULTRASHORT S&P 500 B	April 26, 2011	April 27, 2011	50,315.01	50,559.99	(244.98)
500.00sh ISHARES SILVER TRUST BUY TRADE	April 14, 2011	April 28, 2011	23,266.67	20,323.33	2,943.34
500.00sh ISHARES SILVER TRUST BUY TRADE	April 15, 2011	April 28, 2011	23,266.67	20,869.99	2,396.68
500.00sh ISHARES SILVER TRUST BUY TRADE	April 20, 2011	April 28, 2011	23,266.67	22,129.99	1,136.68
2,500.00sh PROSHARES ULTRASHORT S&P 500 B	April 26, 2011	April 28, 2011	49,640.01	50,534.99	(894.98)
2,500.00sh PROSHARES ULTRASHORT S&P 500 B	April 26, 2011	April 28, 2011	49,590.01	50,484.99	(894.98)
500.00sh AKAMAI TECHNOLOGIES COM BUY TR	April 18, 2011	April 29, 2011	17,178.34	19,274.99	(2,096.66)
250.00sh AKAMAI TECHNOLOGIES COM BUY TR	April 18, 2011	April 29, 2011	8,589.17	9,879.99	(1,290.82)
300.00sh ISHARES SILVER TRUST BUY TRADE	April 21, 2011	April 29, 2011	14,131.00	13,554.99	576.01
200.00sh ISHARES SILVER TRUST BUY TRADE	April 25, 2011	April 29, 2011	9,420.67	9,251.99	168.68
300.00sh ISHARES SILVER TRUST BUY TRADE	April 28, 2011	April 29, 2011	14,131.00	14,322.00	(191.00)
200.00sh ISHARES SILVER TRUST BUY TRADE	April 28, 2011	April 29, 2011	9,420.67	9,557.99	(137.32)
500.00sh ISHARES SILVER TRUST BUY TRADE	April 28, 2011	April 29, 2011	23,551.67	23,994.99	(443.32)
2,500.00sh PROSHARES ULTRASHORT S&P 500 B	April 28, 2011	May 02, 2011	49,115.01	49,934.99	(819.98)
15 ISHARES SLV May 06 11 46.0 P	April 28, 2011	May 02, 2011	2,273.76	2,076.24	197.52
2,500.00sh PROSHARES ULTRASHORT S&P 500 B	April 29, 2011	May 02, 2011	49,215.01	49,384.99	(169.98)
500.00sh ISHARES SILVER TRUST BUY TRADE	May 02, 2011	May 02, 2011	21,400.01	21,393.33	6.68
400.00sh ISHARES SILVER TRUST BUY TRADE	May 02, 2011	May 02, 2011	17,540.00	17,114.66	425.34
200.00sh ISHARES SILVER TRUST BUY TRADE	May 02, 2011	May 02, 2011	8,770.00	8,557.33	212.67
100.00sh ISHARES SILVER TRUST BUY TRADE	May 02, 2011	May 02, 2011	4,385.00	4,278.67	106.33
200.00sh ISHARES SILVER TRUST BUY TRADE	May 02, 2011	May 02, 2011	8,770.00	8,557.33	212.67
100.00sh ISHARES SILVER TRUST BUY TRADE	May 02, 2011	May 02, 2011	4,375.01	4,278.67	96.34
900.00sh ATP OIL & GAS CORP COM BUY TRA	October 29, 2010	May 03, 2011	14,850.01	12,906.00	1,944.01
100.00sh ATP OIL & GAS CORP COM BUY TRA	October 29, 2010	May 03, 2011	1,650.00	1,442.99	207.01
1,000.00sh TESORO CORPORATION COM BUY TRA	April 04, 2011	May 03, 2011	25,145.01	27,869.99	(2,724.99)
500.00sh TESORO CORPORATION COM BUY TRA	April 05, 2011	May 03, 2011	12,572.50	14,214.99	(1,642.49)
500.00sh TESORO CORPORATION COM BUY TRA	April 11, 2011	May 03, 2011	12,572.50	12,989.99	(417.49)
1,000.00sh ISHARES SILVER TRUST BUY TRADE	May 02, 2011	May 03, 2011	44,150.01	43,216.66	933.35
500.00sh ISHARES SILVER TRUST BUY TRADE	May 02, 2011	May 03, 2011	22,115.01	21,608.33	506.67
500.00sh ISHARES SILVER TRUST BUY TRADE	May 02, 2011	May 03, 2011	22,115.01	21,395.00	720.01

Part I Short-Term Capital Gains and Losses - Assets Held One Year or Less						
(a) Description of Property	(b) Date acquired	(c) Date sold	(d) Sales price	(e) Cost basis	(f) Gain (loss)	
2,500.00sh	PROSHARES ULTRASHORT S&P 500 B	May 02, 2011	May 03, 2011	49,865.01	49,605.00	260.01
2,500.00sh	PROSHARES ULTRASHORT S&P 500 B	May 02, 2011	May 03, 2011	49,965.01	49,605.00	360.01
2,500.00sh	PROSHARES ULTRASHORT S&P 500 B	May 02, 2011	May 03, 2011	49,990.01	49,259.99	730.02
2,500.00sh	PROSHARES ULTRASHORT S&P 500 B	May 02, 2011	May 03, 2011	49,990.01	49,184.99	805.02
900.00sh	ISHARES SILVER TRUST BUY TRADE	May 03, 2011	May 03, 2011	37,848.01	38,511.00	(662.99)
100.00sh	ISHARES SILVER TRUST BUY TRADE	May 03, 2011	May 03, 2011	4,205.33	4,287.99	(82.66)
500.00sh	ISHARES SILVER TRUST BUY TRADE	May 03, 2011	May 03, 2011	21,026.67	21,322.50	(295.83)
2,500.00sh	PROSHARES ULTRASHORT S&P 500 B	May 03, 2011	May 03, 2011	49,515.01	49,784.99	(269.98)
100.00sh	PROSHARES ULTRASHORT S&P 500 B	May 03, 2011	May 03, 2011	1,987.60	2,010.00	(22.40)
2,400.00sh	PROSHARES ULTRASHORT S&P 500 B	May 03, 2011	May 03, 2011	47,702.41	48,244.89	(542.48)
1,500.00sh	ISHARES SILVER TRUST BUY TRADE	May 03, 2011	May 03, 2011	63,425.01	63,967.49	(542.48)
1,000.00sh	LOUISIANA PAC CORP COM BUY TRA	December 13, 2010	May 04, 2011	8,725.00	9,459.99	(734.99)
1,000.00sh	PETROLEO BRASILEIRO SA COM BUY	February 10, 2011	May 04, 2011	35,650.01	36,246.66	(596.65)
1,000.00sh	LOUISIANA PAC CORP COM BUY TRA	February 16, 2011	May 04, 2011	8,725.00	11,479.99	(2,754.99)
500.00sh	PETROLEO BRASILEIRO SA COM BUY	February 23, 2011	May 04, 2011	17,905.01	19,414.99	(1,509.98)
300.00sh	SPDR GOLD TR GOLD SHS ETF BUY	March 01, 2011	May 04, 2011	44,280.00	41,999.99	2,280.01
200.00sh	SPDR GOLD TR GOLD SHS ETF BUY	March 01, 2011	May 04, 2011	29,521.15	28,000.00	1,521.15
500.00sh	SPDR GOLD TR GOLD SHS ETF BUY	March 01, 2011	May 04, 2011	73,802.86	69,829.99	3,972.87
500.00sh	SPDR GOLD TR GOLD SHS ETF BUY	March 10, 2011	May 04, 2011	73,430.01	69,039.99	4,390.02
500.00sh	SPDR GOLD TR GOLD SHS ETF BUY	March 10, 2011	May 04, 2011	73,590.01	69,039.99	4,550.02
1,000.00sh	CENTURY ALUMINUM CO. COM BUY T	March 11, 2011	May 04, 2011	17,030.01	17,135.55	(105.54)
1,000.00sh	THOMPSON CREEK METALS CO COM B	March 14, 2011	May 04, 2011	11,700.01	12,164.00	(463.99)
900.00sh	THOMPSON CREEK METALS CO COM B	March 14, 2011	May 04, 2011	10,530.00	10,947.60	(417.60)
100.00sh	THOMPSON CREEK METALS CO COM B	March 14, 2011	May 04, 2011	1,160.01	1,216.40	(56.39)
400.00sh	SPDR GOLD TR GOLD SHS ETF BUY	March 24, 2011	May 04, 2011	58,964.01	56,456.00	2,508.01
100.00sh	SPDR GOLD TR GOLD SHS ETF BUY	March 24, 2011	May 04, 2011	14,741.00	14,114.67	626.34
500.00sh	SPDR GOLD TR GOLD SHS ETF BUY	March 24, 2011	May 04, 2011	74,035.00	70,573.32	3,461.68
300.00sh	SPDR GOLD TR GOLD SHS ETF BUY	April 05, 2011	May 04, 2011	44,421.00	42,591.99	1,829.01
200.00sh	SPDR GOLD TR GOLD SHS ETF BUY	April 15, 2011	May 04, 2011	29,614.00	28,967.99	646.01
500.00sh	PETROLEO BRASILEIRO SA COM BUY	April 19, 2011	May 04, 2011	17,905.01	18,619.99	(714.99)
200.00sh	POLYPURE INTERNATIONAL INC COM	April 29, 2011	May 04, 2011	10,665.01	12,368.00	(1,702.99)
200.00sh	POLYPURE INTERNATIONAL INC COM	April 29, 2011	May 04, 2011	10,665.00	12,376.66	(1,711.65)
2,500.00sh	PROSHARES ULTRASHORT S&P 500 B	May 03, 2011	May 04, 2011	50,440.01	50,255.10	184.91
1,700.00sh	PROSHARES ULTRASHORT S&P 500 B	May 03, 2011	May 04, 2011	34,333.21	34,136.00	197.21
800.00sh	PROSHARES ULTRASHORT S&P 500 B	May 03, 2011	May 04, 2011	16,156.80	16,073.99	82.81
2,500.00sh	PROSHARES ULTRASHORT S&P 500 B	May 03, 2011	May 04, 2011	50,665.01	50,084.99	580.02
2,500.00sh	PROSHARES ULTRASHORT S&P 500 B	May 03, 2011	May 04, 2011	50,540.01	50,034.99	505.02
2,500.00sh	PROSHARES ULTRASHORT S&P 500 B	May 03, 2011	May 04, 2011	50,515.01	49,934.99	580.02
500.00sh	ISHARES SILVER TRUST BUY TRADE	May 04, 2011	May 04, 2011	19,200.84	19,494.99	(294.15)
500.00sh	ISHARES SILVER TRUST BUY TRADE	May 04, 2011	May 04, 2011	19,200.84	19,259.99	(59.15)
200.00sh	ISHARES SILVER TRUST BUY TRADE	May 04, 2011	May 04, 2011	7,680.33	7,694.00	(13.66)
2,500.00sh	PROSHARES ULTRASHORT S&P 500 B	May 03, 2011	May 05, 2011	51,290.01	49,884.99	1,405.02
2,500.00sh	PROSHARES ULTRASHORT S&P 500 B	May 04, 2011	May 05, 2011	51,345.00	50,459.99	885.01
2,500.00sh	PROSHARES ULTRASHORT S&P 500 B	May 04, 2011	May 05, 2011	51,345.00	50,855.00	490.01
2,500.00sh	PROSHARES ULTRASHORT S&P 500 B	May 04, 2011	May 05, 2011	51,445.00	50,855.00	590.01
2,500.00sh	PROSHARES ULTRASHORT S&P 500 B	May 04, 2011	May 05, 2011	51,445.00	50,734.99	710.01
2,500.00sh	PROSHARES ULTRASHORT S&P 500 B	May 04, 2011	May 05, 2011	50,790.01	50,659.99	130.02
500.00sh	SPDR GOLD TR GOLD SHS ETF BUY	May 04, 2011	May 05, 2011	71,755.01	73,929.99	(2,174.98)
500.00sh	SPDR GOLD TR GOLD SHS ETF BUY	May 04, 2011	May 05, 2011	72,200.01	73,794.99	(1,594.98)
300.00sh	ISHARES SILVER TRUST BUY TRADE	May 04, 2011	May 05, 2011	10,680.69	11,540.99	(860.30)
300.00sh	ISHARES SILVER TRUST BUY TRADE	May 04, 2011	May 05, 2011	10,680.69	11,505.00	(824.31)
700.00sh	ISHARES SILVER TRUST BUY TRADE	May 04, 2011	May 05, 2011	24,921.62	26,854.99	(1,933.37)
2,500.00sh	PROSHARES ULTRASHORT S&P 500 B	May 05, 2011	May 05, 2011	50,365.01	51,809.99	(1,444.98)
2,500.00sh	PROSHARES ULTRASHORT S&P 500 B	May 05, 2011	May 05, 2011	50,620.00	51,659.99	(1,039.98)
2,500.00sh	PROSHARES ULTRASHORT S&P 500 B	May 05, 2011	May 05, 2011	50,620.00	51,434.99	(814.99)
2,500.00sh	PROSHARES ULTRASHORT S&P 500 B	May 05, 2011	May 06, 2011	50,720.00	51,359.99	(639.99)
2,500.00sh	PROSHARES ULTRASHORT S&P 500 B	May 05, 2011	May 06, 2011	50,720.00	51,159.99	(439.99)
2,500.00sh	PROSHARES ULTRASHORT S&P 500 B	May 05, 2011	May 06, 2011	50,890.01	50,959.99	(69.98)
2,045.00sh	PROSHARES ULTRASHORT S&P 500 B	May 05, 2011	May 06, 2011	41,656.65	41,358.07	298.58
455.00sh	PROSHARES ULTRASHORT S&P 500 B	May 05, 2011	May 06, 2011	9,258.36	9,201.92	56.44
2,500.00sh	PROSHARES ULTRASHORT S&P 500 B	May 05, 2011	May 06, 2011	50,895.00	50,559.99	335.01
2,500.00sh	PROSHARES ULTRASHORT S&P 500 B	May 05, 2011	May 06, 2011	50,895.00	51,259.99	(364.99)
2,500.00sh	PROSHARES ULTRASHORT S&P 500 B	May 05, 2011	May 06, 2011	49,790.01	51,109.99	(1,319.98)
2,500.00sh	PROSHARES ULTRASHORT S&P 500 B	May 06, 2011	May 06, 2011	50,115.01	51,084.99	(969.98)
2,500.00sh	PROSHARES ULTRASHORT S&P 500 B	May 06, 2011	May 06, 2011	50,140.01	51,284.99	(1,144.98)
1,000.00sh	LOUISIANA PAC CORP COM BUY TRA	February 22, 2011	May 09, 2011	8,635.00	10,099.99	(1,464.98)
900.00sh	LOUISIANA PAC CORP COM BUY TRA	February 22, 2011	May 09, 2011	7,771.50	9,189.00	(1,417.50)
100.00sh	LOUISIANA PAC CORP COM BUY TRA	February 22, 2011	May 09, 2011	863.50	1,030.99	(167.49)
500.00sh	THOMPSON CREEK METALS CO COM B	March 14, 2011	May 09, 2011	5,385.00	6,082.00	(696.99)
500.00sh	THOMPSON CREEK METALS CO COM B	March 15, 2011	May 09, 2011	5,385.00	5,877.00	(491.99)
150.00sh	POWERSHARES DB AGRICULTURE FUN	May 04, 2011	May 09, 2011	4,968.75	4,932.00	36.75
1,850.00sh	POWERSHARES DB AGRICULTURE FUN	May 04, 2011	May 09, 2011	61,281.26	60,828.00	453.26
1,000.00sh	POWERSHARES DB AGRICULTURE FUN	May 05, 2011	May 09, 2011	32,470.01	32,880.00	(409.99)
350.00sh	POWERSHARES DB AGRICULTURE FUN	May 06, 2011	May 09, 2011	11,333.00	11,508.00	(175.00)
50.00sh	POWERSHARES DB AGRICULTURE FUN	May 06, 2011	May 09, 2011	1,619.00	1,644.77	(25.77)
50.00sh	POWERSHARES DB AGRICULTURE FUN	May 06, 2011	May 09, 2011	1,619.00	1,644.77	(25.77)
100.00sh	POWERSHARES DB AGRICULTURE FUN	May 06, 2011	May 09, 2011	3,238.00	3,289.54	(51.54)
450.00sh	POWERSHARES DB AGRICULTURE FUN	May 06, 2011	May 09, 2011	14,565.51	14,802.92	(237.41)
2,500.00sh	PROSHARES ULTRASHORT S&P 500 B	May 06, 2011	May 09, 2011	50,190.01	51,134.99	(944.98)
2,500.00sh	PROSHARES ULTRASHORT S&P 500 B	May 06, 2011	May 09, 2011	50,740.01	51,084.99	(344.98)
1,900.00sh	PROSHARES ULTRASHORT S&P 500 B	May 06, 2011	May 10, 2011	37,791.00	38,691.59	(900.59)
600.00sh	PROSHARES ULTRASHORT S&P 500 B	May 06, 2011	May 10, 2011	11,924.01	12,218.40	(294.39)
2,500.00sh	PROSHARES ULTRASHORT S&P 500 B	May 06, 2011	May 10, 2011	49,815.01	50,984.99	(1,169.98)
2,500.00sh	PROSHARES ULTRASHORT S&P 500 B	May 06, 2011	May 10, 2011	49,890.01	50,480.00	(589.99)
1,000.00sh	PLUM CREEK TIMBER CO INC COM B	December 14, 2010	May 11, 2011	41,692.32	37,209.99	4,482.33
300.00sh	PLUM CREEK TIMBER CO INC COM B	February 04, 2011	May 11, 2011	12,507.69	12,261.99	245.70

Part I Short-Term Capital Gains and Losses - Assets Held One Year or Less						
(a) Description of Property	(b) Date acquired	(c) Date sold	(d) Sales price	(e) Cost basis	(f) Gain (loss)	
800.00sh CENTURY ALUMINUM CO. COM BUY T	March 11, 2011	May 11, 2011	12,996.80	13,708.44	(711.64)	
2,000.00sh THOMPSON CREEK METALS CO COM B	March 15, 2011	May 11, 2011	21,310.01	23,507.99	(2,197.98)	
500.00sh CENTURY ALUMINUM CO. COM BUY T	March 15, 2011	May 11, 2011	8,123.00	8,289.99	(166.99)	
300.00sh EXXON MOBIL CORPORATION COM BU	March 16, 2011	May 11, 2011	24,239.01	24,493.28	(254.27)	
700.00sh CENTURY ALUMINUM CO. COM BUY T	March 21, 2011	May 11, 2011	11,372.20	12,133.99	(761.79)	
500.00sh LOUISIANA PAC CORP COM BUY TRA	April 01, 2011	May 11, 2011	4,271.67	5,459.99	(1,188.32)	
100.00sh SOHU.COM INC COM BUY TRADE 400	April 01, 2011	May 11, 2011	9,240.00	9,156.50	83.50	
200.00sh SOHU.COM INC COM BUY TRADE 400	April 01, 2011	May 11, 2011	18,480.01	18,312.99	167.01	
500.00sh CENTURY ALUMINUM CO. COM BUY T	April 14, 2011	May 11, 2011	8,123.00	8,964.99	(841.99)	
600.00sh SKYWORKS SOLUTIONS INC COM BUY	April 18, 2011	May 11, 2011	17,120.01	15,376.00	1,744.01	
500.00sh LOUISIANA PAC CORP COM BUY TRA	April 29, 2011	May 11, 2011	4,271.67	4,635.00	(363.33)	
500.00sh LOUISIANA PAC CORP COM BUY TRA	April 29, 2011	May 11, 2011	4,271.67	4,644.99	(373.32)	
2,500.00sh PROSHARES ULTRASHORT S&P 500 B	May 06, 2011	May 11, 2011	50,615.01	50,480.00	135.01	
2,500.00sh PROSHARES ULTRASHORT S&P 500 B	May 09, 2011	May 11, 2011	50,720.00	50,459.99	260.01	
2,500.00sh PROSHARES ULTRASHORT S&P 500 B	May 09, 2011	May 11, 2011	50,720.00	51,059.99	(339.99)	
500.00sh ISHARES SILVER TRUST BUY TRADE	May 09, 2011	May 11, 2011	17,165.01	18,444.99	(1,279.98)	
400.00sh ISHARES SILVER TRUST BUY TRADE	May 09, 2011	May 11, 2011	13,752.00	14,756.00	(1,004.00)	
100.00sh ISHARES SILVER TRUST BUY TRADE	May 09, 2011	May 11, 2011	3,436.34	3,689.00	(252.66)	
500.00sh ISHARES MSCI TURKEY INDEX FUND	May 09, 2011	May 11, 2011	31,745.01	33,674.99	(1,929.98)	
2,500.00sh PROSHARES ULTRASHORT S&P 500 B	May 10, 2011	May 11, 2011	50,815.01	49,659.99	1,155.02	
2,500.00sh PROSHARES ULTRASHORT S&P 500 B	May 10, 2011	May 11, 2011	50,845.00	49,609.99	1,235.02	
500.00sh ISHARES SILVER TRUST BUY TRADE	May 10, 2011	May 11, 2011	17,181.68	18,764.99	(1,583.32)	
2,500.00sh PROSHARES ULTRASHORT S&P 500 B	May 11, 2011	May 11, 2011	50,845.00	51,084.99	(239.99)	
2,500.00sh PROSHARES ULTRASHORT S&P 500 B	May 11, 2011	May 11, 2011	49,965.01	50,959.99	(994.98)	
2,500.00sh PROSHARES ULTRASHORT S&P 500 B	May 11, 2011	May 11, 2011	50,015.01	51,009.99	(994.98)	
2,500.00sh PROSHARES ULTRASHORT S&P 500 B	May 11, 2011	May 12, 2011	50,440.01	50,934.99	(494.98)	
2,500.00sh PROSHARES ULTRASHORT S&P 500 B	May 11, 2011	May 12, 2011	50,890.01	50,909.99	(19.98)	
800.00sh PROSHARES ULTRASHORT YEN BUY T	March 17, 2011	May 13, 2011	12,182.40	11,772.00	410.41	
1,000.00sh PROSHARES ULTRASHORT YEN BUY T	March 17, 2011	May 13, 2011	15,228.00	14,849.99	378.01	
200.00sh PROSHARES ULTRASHORT YEN BUY T	March 17, 2011	May 13, 2011	3,045.60	2,954.00	91.60	
1,000.00sh PROSHARES ULTRASHORT YEN BUY T	March 25, 2011	May 13, 2011	15,228.00	15,599.99	(371.99)	
1,000.00sh PROSHARES ULTRASHORT YEN BUY T	March 25, 2011	May 13, 2011	15,228.00	15,559.99	(331.99)	
500.00sh PROSHARES ULTRASHORT YEN BUY T	March 31, 2011	May 13, 2011	7,614.00	8,124.99	(510.99)	
500.00sh PROSHARES ULTRASHORT YEN BUY T	March 31, 2011	May 13, 2011	7,614.00	8,114.99	(500.99)	
500.00sh SPDR GOLD TR GOLD SHS ETF BUY	May 04, 2011	May 13, 2011	72,415.01	73,704.99	(1,289.98)	
500.00sh SPDR GOLD TR GOLD SHS ETF BUY	May 04, 2011	May 13, 2011	72,725.01	73,644.99	(919.98)	
500.00sh SPDR GOLD TR GOLD SHS ETF BUY	May 05, 2011	May 13, 2011	72,965.01	72,834.99	130.01	
2,500.00sh PROSHARES ULTRASHORT S&P 500 B	May 11, 2011	May 13, 2011	50,740.01	50,459.99	280.02	
2,500.00sh PROSHARES ULTRASHORT S&P 500 B	May 11, 2011	May 13, 2011	50,840.01	50,409.99	430.02	
2,500.00sh PROSHARES ULTRASHORT S&P 500 B	May 11, 2011	May 13, 2011	51,095.00	50,134.99	960.01	
2,500.00sh PROSHARES ULTRASHORT S&P 500 B	May 13, 2011	May 13, 2011	51,095.00	51,159.99	(64.99)	
2,500.00sh PROSHARES ULTRASHORT S&P 500 B	May 13, 2011	May 13, 2011	51,145.00	51,259.99	(114.99)	
2,500.00sh PROSHARES ULTRASHORT S&P 500 B	May 13, 2011	May 13, 2011	51,145.00	51,109.99	35.01	
596.00sh CUMULUS MEDIA INC - CL A COM B	June 30, 2010	May 16, 2011	2,591.41	1,609.80	981.61	
2,200.00sh CUMULUS MEDIA INC - CL A COM B	July 01, 2010	May 16, 2011	9,565.60	6,037.99	3,527.61	
2,204.00sh CUMULUS MEDIA INC - CL A COM B	July 01, 2010	May 16, 2011	9,583.00	5,911.12	3,671.87	
100.00sh SOHU.COM INC COM BUY TRADE 400	April 01, 2011	May 16, 2011	8,087.67	9,156.50	(1,068.83)	
400.00sh ORACLE CORP COM BUY TRADE 1000	April 01, 2011	May 16, 2011	13,828.00	13,632.00	196.00	
600.00sh ORACLE CORP COM BUY TRADE 1000	April 01, 2011	May 16, 2011	20,732.01	20,447.99	284.02	
200.00sh SOHU.COM INC COM BUY TRADE 400	April 07, 2011	May 16, 2011	16,175.34	19,305.99	(3,130.65)	
100.00sh SOHU.COM INC COM BUY TRADE 400	April 13, 2011	May 16, 2011	8,116.01	9,653.99	(1,537.98)	
400.00sh SKYWORKS SOLUTIONS INC COM BUY	April 18, 2011	May 16, 2011	11,106.01	10,250.66	855.35	
100.00sh POLYPOR INTERNATIONAL INC COM	April 29, 2011	May 16, 2011	6,370.00	6,188.33	181.67	
200.00sh POLYPOR INTERNATIONAL INC COM	May 03, 2011	May 16, 2011	12,732.01	11,311.99	1,420.02	
30.00sh POLYPOR INTERNATIONAL INC COM	May 03, 2011	May 16, 2011	1,945.80	1,696.80	249.00	
20.00sh POLYPOR INTERNATIONAL INC COM	May 03, 2011	May 16, 2011	1,297.20	1,131.20	166.00	
150.00sh POLYPOR INTERNATIONAL INC COM	May 03, 2011	May 16, 2011	9,729.00	8,498.99	1,230.01	
100.00sh POLYPOR INTERNATIONAL INC COM	May 03, 2011	May 16, 2011	6,477.01	5,666.00	811.01	
2,500.00sh PROSHARES ULTRASHORT S&P 500 B	May 13, 2011	May 16, 2011	51,515.01	50,859.99	655.02	
2,500.00sh PROSHARES ULTRASHORT S&P 500 B	May 13, 2011	May 16, 2011	51,590.01	50,759.99	830.02	
2,500.00sh PROSHARES ULTRASHORT S&P 500 B	May 13, 2011	May 16, 2011	50,640.01	50,709.99	(69.98)	
2,500.00sh PROSHARES ULTRASHORT S&P 500 B	May 13, 2011	May 16, 2011	50,765.01	50,609.99	155.02	
2,500.00sh PROSHARES ULTRASHORT S&P 500 B	May 13, 2011	May 16, 2011	50,940.01	50,559.99	380.02	
8 PEABODY ENERGY CORP BTU Jan 21	April 13, 2011	May 17, 2011	6,784.01	9,455.99	(2,671.98)	
2,500.00sh PROSHARES ULTRASHORT S&P 500 B	May 16, 2011	May 17, 2011	51,620.00	51,509.99	110.01	
900.00sh PROSHARES ULTRASHORT S&P 500 B	May 16, 2011	May 17, 2011	18,583.20	18,531.00	52.20	
1,600.00sh PROSHARES ULTRASHORT S&P 500 B	May 16, 2011	May 17, 2011	33,036.80	32,969.99	66.81	
2,500.00sh PROSHARES ULTRASHORT S&P 500 B	May 16, 2011	May 17, 2011	51,815.01	51,409.99	405.02	
2,500.00sh PROSHARES ULTRASHORT S&P 500 B	May 16, 2011	May 17, 2011	51,690.01	51,384.99	305.02	
2,500.00sh PROSHARES ULTRASHORT S&P 500 B	May 16, 2011	May 17, 2011	51,795.00	51,334.99	460.01	
2,500.00sh PROSHARES ULTRASHORT S&P 500 B	May 16, 2011	May 17, 2011	51,795.00	51,034.99	760.01	
2,500.00sh PROSHARES ULTRASHORT S&P 500 B	May 16, 2011	May 17, 2011	51,895.00	50,959.99	935.01	
2,500.00sh PROSHARES ULTRASHORT S&P 500 B	May 17, 2011	May 17, 2011	51,895.00	52,084.99	(189.99)	
2,500.00sh PROSHARES ULTRASHORT S&P 500 B	May 17, 2011	May 17, 2011	51,990.01	52,009.99	(19.98)	
2,500.00sh PROSHARES ULTRASHORT S&P 500 B	May 17, 2011	May 17, 2011	52,015.01	52,180.00	(164.99)	
2,500.00sh PROSHARES ULTRASHORT S&P 500 B	May 17, 2011	May 17, 2011	52,095.00	52,180.00	(84.99)	
2,500.00sh PROSHARES ULTRASHORT S&P 500 B	May 17, 2011	May 17, 2011	52,095.00	52,159.99	(64.99)	
2,500.00sh PROSHARES ULTRASHORT S&P 500 B	May 17, 2011	May 18, 2011	50,990.01	52,409.99	(1,419.98)	
2,500.00sh PROSHARES ULTRASHORT S&P 500 B	May 17, 2011	May 18, 2011	51,090.01	52,359.99	(1,269.98)	
2,500.00sh PROSHARES ULTRASHORT S&P 500 B	May 17, 2011	May 18, 2011	51,065.01	52,209.99	(1,144.98)	
2,500.00sh PROSHARES ULTRASHORT S&P 500 B	May 17, 2011	May 18, 2011	51,265.01	52,159.99	(894.98)	
2,500.00sh PROSHARES ULTRASHORT S&P 500 B	May 18, 2011	May 18, 2011	51,390.01	50,709.99	680.02	
1,000.00sh PROSHARES ULTRASHORT EURO BUY	May 06, 2011	May 19, 2011	17,338.75	17,319.99	18.76	
4,000.00sh PROSHARES ULTRASHORT EURO BUY	May 06, 2011	May 19, 2011	69,355.01	68,929.99	425.01	
1,200.00sh PROSHARES ULTRASHORT EURO BUY	May 11, 2011	May 19, 2011	20,806.50	20,988.00	(181.50)	
1,300.00sh PROSHARES ULTRASHORT EURO BUY	May 11, 2011	May 19, 2011	22,540.38	22,746.99	(206.61)	

Part I Short-Term Capital Gains and Losses - Assets Held One Year or Less						
(a) Description of Property	(b) Date acquired	(c) Date sold	(d) Sales price	(e) Cost basis	(f) Gain (loss)	
500.00sh PROSHARES ULTRASHORT EURO BUY	May 13, 2011	May 19, 2011	8,669.38	8,975.00	(305.62)	
1,600.00sh PROSHARES ULTRASHORT EURO BUY	May 13, 2011	May 19, 2011	27,784.01	28,720.00	(935.99)	
200.00sh PROSHARES ULTRASHORT EURO BUY	May 13, 2011	May 19, 2011	3,473.00	3,590.00	(117.00)	
200.00sh PROSHARES ULTRASHORT EURO BUY	May 13, 2011	May 19, 2011	3,473.00	3,601.99	(128.99)	
2,500.00sh PROSHARES ULTRASHORT S&P 500 B	May 18, 2011	May 19, 2011	50,465.01	51,009.99	(544.98)	
2,500.00sh PROSHARES ULTRASHORT S&P 500 B	May 18, 2011	May 19, 2011	50,415.01	51,259.99	(844.98)	
2,500.00sh PROSHARES ULTRASHORT S&P 500 B	May 18, 2011	May 19, 2011	50,515.01	51,234.99	(719.98)	
2,500.00sh PROSHARES ULTRASHORT S&P 500 B	May 19, 2011	May 19, 2011	50,590.01	50,784.99	(194.98)	
100.00sh PROSHARES ULTRASHORT S&P 500 B	May 19, 2011	May 19, 2011	2,030.60	2,040.00	(9.40)	
2,400.00sh PROSHARES ULTRASHORT S&P 500 B	May 19, 2011	May 19, 2011	48,734.41	48,969.99	(235.58)	
2,500.00sh PROSHARES ULTRASHORT S&P 500 B	May 19, 2011	May 19, 2011	50,790.01	50,859.99	(69.98)	
5 APPLE INC AAPL May 21 11 330.0	May 16, 2011	May 20, 2011	0.00	760.00	(760.00)	
5 APPLE INC AAPL May 21 11 330.0	May 16, 2011	May 20, 2011	0.00	782.49	(782.49)	
2,500.00sh PROSHARES ULTRASHORT S&P 500 B	May 19, 2011	May 20, 2011	51,195.00	50,759.99	435.01	
2,500.00sh PROSHARES ULTRASHORT S&P 500 B	May 19, 2011	May 20, 2011	51,195.00	50,759.99	435.01	
2,500.00sh PROSHARES ULTRASHORT S&P 500 B	May 19, 2011	May 20, 2011	51,015.01	50,584.99	430.02	
2,500.00sh PROSHARES ULTRASHORT S&P 500 B	May 20, 2011	May 20, 2011	51,065.01	51,334.99	(269.98)	
300.00sh IPO: TORTOISE ENERGY ETF BUY	August 24, 2010	May 23, 2011	11,117.01	10,058.50	1,058.51	
5,000.00sh HUNTINGTON BANCSHARES INC COM	April 21, 2011	May 23, 2011	31,740.01	32,909.99	(1,169.98)	
600.00sh ORACLE CORP COM BUY TRADE 1000	April 21, 2011	May 23, 2011	19,944.01	20,853.99	(909.98)	
400.00sh ORACLE CORP COM BUY TRADE 1000	April 27, 2011	May 23, 2011	13,296.00	14,125.99	(829.99)	
1,000.00sh THOMPSON CREEK METALS CO COM B	May 17, 2011	May 23, 2011	10,240.01	10,583.33	(343.32)	
1,000.00sh THOMPSON CREEK METALS CO COM B	May 17, 2011	May 23, 2011	10,290.01	10,583.33	(293.32)	
2,500.00sh PROSHARES ULTRASHORT S&P 500 B	May 20, 2011	May 23, 2011	52,365.01	51,209.99	1,155.02	
2,500.00sh PROSHARES ULTRASHORT S&P 500 B	May 20, 2011	May 23, 2011	52,365.01	51,184.99	1,180.02	
2,500.00sh PROSHARES ULTRASHORT S&P 500 B	May 20, 2011	May 23, 2011	52,395.00	51,109.99	1,285.02	
2,500.00sh PROSHARES ULTRASHORT S&P 500 B	May 20, 2011	May 23, 2011	52,395.00	51,084.99	1,310.02	
100.00sh CUMULUS MEDIA INC - CL A COM B	July 01, 2010	May 24, 2011	407.00	268.20	138.80	
1,500.00sh CUMULUS MEDIA INC - CL A COM B	July 01, 2010	May 24, 2011	6,105.00	4,023.00	2,082.00	
200.00sh CUMULUS MEDIA INC - CL A COM B	July 01, 2010	May 24, 2011	816.00	536.40	279.60	
200.00sh CUMULUS MEDIA INC - CL A COM B	July 01, 2010	May 24, 2011	806.01	536.40	269.61	
1,000.00sh EBAY INC COM SELL TRADE 1000 @	April 28, 2011	May 24, 2011	30,980.01	33,439.99	(2,459.98)	
1,400.00sh FRONTLINE LTD COM BUY TRADE 14	May 09, 2011	May 24, 2011	26,142.01	29,689.99	(3,547.98)	
2,500.00sh PROSHARES ULTRASHORT S&P 500 B	May 20, 2011	May 24, 2011	52,165.01	51,434.99	730.02	
2,500.00sh PROSHARES ULTRASHORT S&P 500 B	May 20, 2011	May 24, 2011	52,220.00	51,384.99	835.01	
2,500.00sh PROSHARES ULTRASHORT S&P 500 B	May 23, 2011	May 24, 2011	52,220.00	52,759.99	(539.99)	
2,500.00sh PROSHARES ULTRASHORT S&P 500 B	May 23, 2011	May 24, 2011	52,420.00	52,734.99	(314.99)	
2,500.00sh PROSHARES ULTRASHORT S&P 500 B	May 23, 2011	May 24, 2011	52,420.00	52,734.99	(314.99)	
2,500.00sh PROSHARES ULTRASHORT S&P 500 B	May 23, 2011	May 24, 2011	52,445.00	52,559.99	(114.99)	
2,500.00sh PROSHARES ULTRASHORT S&P 500 B	May 23, 2011	May 24, 2011	52,445.00	52,634.99	(189.99)	
2,500.00sh PROSHARES ULTRASHORT S&P 500 B	May 23, 2011	May 24, 2011	52,440.01	52,584.99	(144.98)	
2,500.00sh PROSHARES ULTRASHORT S&P 500 B	May 24, 2011	May 24, 2011	51,940.01	52,384.99	(444.98)	
2,500.00sh PROSHARES ULTRASHORT S&P 500 B	May 24, 2011	May 24, 2011	51,990.01	52,409.99	(419.98)	
2,500.00sh PROSHARES ULTRASHORT S&P 500 B	May 24, 2011	May 25, 2011	52,115.01	52,359.99	(244.98)	
2,500.00sh PROSHARES ULTRASHORT S&P 500 B	May 24, 2011	May 25, 2011	52,290.01	52,709.99	(419.98)	
500.00sh SKYWORKS SOLUTIONS INC COM BUY	April 18, 2011	May 27, 2011	12,540.00	12,813.33	(273.33)	
500.00sh SKYWORKS SOLUTIONS INC COM BUY	April 19, 2011	May 27, 2011	12,540.00	13,364.99	(824.99)	
300.00sh SKYWORKS SOLUTIONS INC COM BUY	May 19, 2011	May 27, 2011	7,524.00	8,300.99	(776.99)	
200.00sh SKYWORKS SOLUTIONS INC COM BUY	May 19, 2011	May 27, 2011	5,006.01	5,534.00	(527.99)	
2,500.00sh PROSHARES ULTRASHORT S&P 500 B	May 24, 2011	May 27, 2011	51,065.01	52,684.99	(1,619.98)	
2,500.00sh PROSHARES ULTRASHORT S&P 500 B	May 24, 2011	May 27, 2011	51,140.01	52,659.99	(1,519.98)	
2,500.00sh PROSHARES ULTRASHORT S&P 500 B	May 24, 2011	May 27, 2011	51,140.01	52,534.99	(1,394.98)	
3 APPLE INC AAPL Apr 29 11 350.0	April 21, 2011	May 28, 2011	0.00	1,092.24	(1,092.24)	
3 APPLE INC AAPL Apr 29 11 350.0	April 26, 2011	May 28, 2011	0.00	666.24	(666.24)	
200.00sh EXXON MOBIL CORPORATION COM BU	March 16, 2011	May 31, 2011	16,554.01	16,328.85	225.16	
353.00sh WALGREEN CO COM BUY TRADE 1000	March 24, 2011	May 31, 2011	15,348.45	14,169.42	1,179.03	
147.00sh WALGREEN CO COM BUY TRADE 1000	March 24, 2011	May 31, 2011	6,391.56	5,901.38	490.18	
5,000.00sh PROSHARES ULTRASHORT EURO BUY	May 20, 2011	May 31, 2011	85,791.68	88,659.99	(2,868.32)	
600.00sh ISHARES SILVER TRUST BUY TRADE	May 20, 2011	May 31, 2011	22,262.01	20,717.99	1,544.02	
600.00sh PROSHARES ULTRASHORT EURO BUY	May 23, 2011	May 31, 2011	10,295.00	10,848.00	(553.00)	
400.00sh PROSHARES ULTRASHORT EURO BUY	May 23, 2011	May 31, 2011	6,863.33	7,241.99	(378.66)	
2,500.00sh PROSHARES ULTRASHORT S&P 500 B	May 24, 2011	May 31, 2011	50,640.01	52,509.99	(1,869.98)	
2,500.00sh PROSHARES ULTRASHORT S&P 500 B	May 24, 2011	May 31, 2011	50,740.01	52,484.99	(1,744.98)	
2,500.00sh PROSHARES ULTRASHORT S&P 500 B	May 24, 2011	May 31, 2011	50,615.01	52,384.99	(1,769.98)	
300.00sh DIREXIONSHARES 3X BEAR ETF SHO	April 09, 2010	June 01, 2011	17,921.25	13,368.99	4,552.26	
500.00sh ATP OIL & GAS CORP COM BUY TRA	October 29, 2010	June 01, 2011	9,045.01	7,160.00	1,885.01	
1,500.00sh FORD MOTOR COM BUY TRADE 1500	March 07, 2011	June 01, 2011	21,502.51	21,140.99	361.51	
500.00sh FORD MOTOR COM BUY TRADE 1500	March 08, 2011	June 01, 2011	7,167.50	7,248.33	(80.83)	
1,000.00sh FORD MOTOR COM BUY TRADE 1500	March 08, 2011	June 01, 2011	14,370.01	14,496.66	(126.65)	
150.00sh EXXON MOBIL CORPORATION COM BU	March 22, 2011	June 01, 2011	12,378.00	12,398.49	(20.49)	
500.00sh PROSHARES ULTRASHORT YEN BUY T	March 31, 2011	June 01, 2011	7,618.00	8,144.99	(526.99)	
500.00sh PROSHARES ULTRASHORT YEN BUY T	March 31, 2011	June 01, 2011	7,618.00	8,124.99	(506.99)	
150.00sh EXXON MOBIL CORPORATION COM BU	April 01, 2011	June 01, 2011	12,378.00	12,702.99	(324.99)	
1,000.00sh PROSHARES ULTRASHORT YEN BUY T	April 05, 2011	June 01, 2011	15,236.00	16,879.99	(1,643.99)	
500.00sh PROSHARES ULTRASHORT YEN BUY T	April 05, 2011	June 01, 2011	7,618.00	8,400.00	(781.99)	
200.00sh INFORMATICA CORP COMMON BUY TR	April 13, 2011	June 01, 2011	11,764.00	10,542.00	1,222.00	
200.00sh INFORMATICA CORP COMMON BUY TR	April 13, 2011	June 01, 2011	11,758.01	10,542.00	1,216.01	
200.00sh EXXON MOBIL CORPORATION COM BU	April 26, 2011	June 01, 2011	16,504.00	17,493.99	(989.99)	
2,500.00sh PROSHARES ULTRASHORT S&P 500 B	May 27, 2011	June 01, 2011	52,445.00	51,434.99	1,010.01	
2,500.00sh PROSHARES ULTRASHORT S&P 500 B	May 27, 2011	June 01, 2011	52,445.00	51,409.99	1,035.02	
2,500.00sh PROSHARES ULTRASHORT S&P 500 B	May 27, 2011	June 01, 2011	52,395.00	51,359.99	1,035.02	
2,500.00sh PROSHARES ULTRASHORT S&P 500 B	June 01, 2011	June 01, 2011	52,395.00	52,355.00	40.01	
2,500.00sh PROSHARES ULTRASHORT S&P 500 B	June 01, 2011	June 01, 2011	52,445.00	52,355.00	90.01	
2,500.00sh PROSHARES ULTRASHORT S&P 500 B	June 01, 2011	June 01, 2011	52,445.00	52,255.00	190.01	
2,100.00sh PROSHARES ULTRASHORT S&P 500 B	June 01, 2011	June 01, 2011	44,058.00	43,894.20	163.80	
400.00sh PROSHARES ULTRASHORT S&P 500 B	June 01, 2011	June 01, 2011	8,396.00	8,360.80	35.20	

Part I Short-Term Capital Gains and Losses - Assets Held One Year or Less					
(a) Description of Property	(b) Date acquired	(c) Date sold	(d) Sales price	(e) Cost basis	(f) Gain (loss)
500.00sh PROSHARES ULTRASHORT S&P 500 B	June 01, 2011	June 01, 2011	10,495.00	10,440.00	55.00
2,000.00sh PROSHARES ULTRASHORT S&P 500 B	June 01, 2011	June 01, 2011	41,970.01	41,760.00	210.01
40.00sh PROSHARES ULTRASHORT S&P 500 B	June 01, 2011	June 01, 2011	830.72	835.20	(4.48)
2,460.00sh PROSHARES ULTRASHORT S&P 500 B	June 01, 2011	June 01, 2011	51,089.28	51,374.79	(285.51)
2,500.00sh PROSHARES ULTRASHORT S&P 500 B	June 01, 2011	June 01, 2011	51,920.00	52,105.00	(184.99)
2,500.00sh PROSHARES ULTRASHORT S&P 500 B	June 01, 2011	June 01, 2011	51,945.00	52,105.00	(159.99)
2,500.00sh PROSHARES ULTRASHORT S&P 500 B	June 01, 2011	June 01, 2011	51,945.00	52,030.00	(84.99)
2,500.00sh PROSHARES ULTRASHORT S&P 500 B	June 01, 2011	June 01, 2011	51,995.00	52,030.00	(34.99)
2,500.00sh PROSHARES ULTRASHORT S&P 500 B	June 01, 2011	June 01, 2011	51,995.00	52,209.99	(214.99)
2,500.00sh PROSHARES ULTRASHORT S&P 500 B	June 01, 2011	June 01, 2011	52,020.00	52,134.99	(114.99)
2,500.00sh PROSHARES ULTRASHORT S&P 500 B	June 01, 2011	June 01, 2011	52,020.00	52,084.99	(64.99)
2,500.00sh PROSHARES ULTRASHORT S&P 500 B	June 01, 2011	June 01, 2011	51,995.00	51,959.99	35.01
2,500.00sh PROSHARES ULTRASHORT S&P 500 B	June 01, 2011	June 01, 2011	51,995.00	51,859.99	135.01
2,500.00sh PROSHARES ULTRASHORT S&P 500 B	June 01, 2011	June 01, 2011	51,615.01	51,809.99	(194.98)
2,500.00sh PROSHARES ULTRASHORT S&P 500 B	June 01, 2011	June 01, 2011	51,640.01	51,734.99	(94.98)
2,500.00sh PROSHARES ULTRASHORT S&P 500 B	June 01, 2011	June 01, 2011	51,615.01	51,684.99	(69.98)
200.00sh DIREXIONSHARES 3X BEAR ETF SHO	April 09, 2010	June 02, 2011	11,947.50	9,254.00	2,693.50
100.00sh DIREXIONSHARES 3X BEAR ETF SHO	April 14, 2010	June 02, 2011	5,521.00	4,627.00	894.00
150.00sh DIREXIONSHARES 3X BEAR ETF SHO	April 14, 2010	June 02, 2011	8,281.51	6,942.64	1,338.87
350.00sh DIREXIONSHARES 3X BEAR ETF SHO	April 14, 2010	June 02, 2011	19,337.50	16,199.49	3,138.01
200.00sh DIREXIONSHARES 3X BEAR ETF SHO	April 23, 2010	June 02, 2011	11,135.00	9,256.85	1,878.15
796.00sh CUMULUS MEDIA INC - CL A COM B	July 01, 2010	June 02, 2011	2,921.32	2,134.87	786.45
104.00sh CUMULUS MEDIA INC - CL A COM B	August 06, 2010	June 02, 2011	381.68	298.48	83.20
100.00sh CUMULUS MEDIA INC - CL A COM B	August 06, 2010	June 02, 2011	367.00	296.99	70.01
100.00sh CUMULUS MEDIA INC - CL A COM B	August 11, 2010	June 02, 2011	367.00	260.20	106.80
900.00sh CUMULUS MEDIA INC - CL A COM B	August 11, 2010	June 02, 2011	3,302.01	2,341.80	960.21
100.00sh INFORMATICA CORP COMMON BUY TR	April 13, 2011	June 02, 2011	5,727.67	5,271.00	456.67
100.00sh INFORMATICA CORP COMMON BUY TR	April 13, 2011	June 02, 2011	5,727.67	5,335.99	391.68
100.00sh INFORMATICA CORP COMMON BUY TR	April 13, 2011	June 02, 2011	5,727.67	5,336.00	391.67
400.00sh ISHARES SILVER TRUST BUY TRADE	May 20, 2011	June 02, 2011	14,140.53	13,812.00	328.53
500.00sh ISHARES SILVER TRUST BUY TRADE	May 24, 2011	June 02, 2011	17,675.66	17,869.99	(194.33)
250.00sh ISHARES SILVER TRUST BUY TRADE	May 25, 2011	June 02, 2011	8,837.83	9,247.49	(409.66)
2,500.00sh PROSHARES ULTRASHORT S&P 500 B	June 01, 2011	June 02, 2011	52,390.01	51,609.99	780.02
2,500.00sh PROSHARES ULTRASHORT S&P 500 B	June 01, 2011	June 02, 2011	52,465.01	51,609.99	855.02
2,500.00sh PROSHARES ULTRASHORT S&P 500 B	June 01, 2011	June 02, 2011	52,495.00	51,534.99	960.01
2,500.00sh PROSHARES ULTRASHORT S&P 500 B	June 01, 2011	June 02, 2011	52,495.00	51,409.99	1,085.02
2,500.00sh PROSHARES ULTRASHORT S&P 500 B	June 01, 2011	June 02, 2011	52,595.00	51,359.99	1,235.02
2,500.00sh PROSHARES ULTRASHORT S&P 500 B	June 01, 2011	June 02, 2011	52,595.00	51,459.99	1,135.02
2,500.00sh PROSHARES ULTRASHORT S&P 500 B	June 01, 2011	June 02, 2011	52,620.00	51,284.99	1,335.02
2,500.00sh PROSHARES ULTRASHORT S&P 500 B	June 01, 2011	June 02, 2011	52,620.00	51,234.99	1,385.02
2,500.00sh PROSHARES ULTRASHORT S&P 500 B	June 01, 2011	June 02, 2011	52,745.00	51,109.99	1,635.02
2,300.00sh PROSHARES ULTRASHORT S&P 500 B	June 01, 2011	June 02, 2011	48,525.40	46,920.00	1,605.40
200.00sh PROSHARES ULTRASHORT S&P 500 B	June 01, 2011	June 02, 2011	4,219.60	4,089.99	129.61
2,500.00sh PROSHARES ULTRASHORT S&P 500 B	June 02, 2011	June 02, 2011	52,895.00	52,634.99	260.01
2,500.00sh PROSHARES ULTRASHORT S&P 500 B	June 02, 2011	June 02, 2011	52,895.00	52,484.99	410.01
2,500.00sh PROSHARES ULTRASHORT S&P 500 B	June 02, 2011	June 02, 2011	52,820.00	53,084.99	(264.99)
2,500.00sh PROSHARES ULTRASHORT S&P 500 B	June 02, 2011	June 02, 2011	52,820.00	53,034.99	(214.99)
2,500.00sh PROSHARES ULTRASHORT S&P 500 B	June 02, 2011	June 02, 2011	52,970.00	52,959.99	10.01
100.00sh PROSHARES ULTRASHORT S&P 500 B	June 02, 2011	June 02, 2011	2,118.80	2,116.00	2.80
200.00sh PROSHARES ULTRASHORT S&P 500 B	June 02, 2011	June 02, 2011	4,237.60	4,232.00	5.60
200.00sh PROSHARES ULTRASHORT S&P 500 B	June 02, 2011	June 02, 2011	4,237.60	4,232.00	5.60
600.00sh PROSHARES ULTRASHORT S&P 500 B	June 02, 2011	June 02, 2011	12,712.80	12,696.00	16.80
1,300.00sh PROSHARES ULTRASHORT S&P 500 B	June 02, 2011	June 02, 2011	27,544.40	27,508.00	36.40
100.00sh PROSHARES ULTRASHORT S&P 500 B	June 02, 2011	June 02, 2011	2,118.80	2,125.99	(7.19)
1,800.00sh PROSHARES ULTRASHORT S&P 500 B	June 02, 2011	June 02, 2011	37,652.40	37,998.00	(345.60)
700.00sh PROSHARES ULTRASHORT S&P 500 B	June 02, 2011	June 02, 2011	14,642.60	14,793.99	(151.39)
2,500.00sh PROSHARES ULTRASHORT S&P 500 B	June 02, 2011	June 02, 2011	52,295.00	52,659.99	(364.99)
5,000.00sh PROSHARES ULTRASHORT S&P 500 B	June 02, 2011	June 02, 2011	104,740.01	105,109.99	(369.98)
1,200.00sh PROSHARES ULTRASHORT S&P 500 B	June 02, 2011	June 02, 2011	25,125.60	25,224.00	(98.40)
3,800.00sh PROSHARES ULTRASHORT S&P 500 B	June 02, 2011	June 02, 2011	79,564.41	79,923.99	(359.58)
257.00sh CUMULUS MEDIA INC - CL A COM B	August 11, 2010	June 03, 2011	940.62	668.71	271.91
1,100.00sh CUMULUS MEDIA INC - CL A COM B	August 11, 2010	June 03, 2011	4,037.00	2,862.20	1,174.80
200.00sh CUMULUS MEDIA INC - CL A COM B	August 11, 2010	June 03, 2011	736.00	520.40	215.60
2,443.00sh CUMULUS MEDIA INC - CL A COM B	August 11, 2010	June 03, 2011	9,004.68	6,356.68	2,648.00
100.00sh FRESH MARKET INC (THE) COM BUY	November 12, 2010	June 03, 2011	3,405.00	3,322.00	83.00
400.00sh FRESH MARKET INC (THE) COM BUY	December 08, 2010	June 03, 2011	13,620.01	13,963.99	(343.98)
100.00sh FRESH MARKET INC (THE) COM BUY	December 08, 2010	June 03, 2011	3,412.67	3,491.00	(78.33)
150.00sh \$IPO: VISA INC CLASS A BUY TRA	February 10, 2011	June 03, 2011	11,898.50	11,258.49	640.01
450.00sh \$IPO: VISA INC CLASS A BUY TRA	February 10, 2011	June 03, 2011	35,695.51	33,297.42	2,398.09
1,000.00sh METROPICS COMMUNICATIONS INC CO	March 03, 2011	June 03, 2011	17,630.01	14,495.00	3,135.01
500.00sh METROPICS COMMUNICATIONS INC CO	March 03, 2011	June 03, 2011	8,830.01	7,247.50	1,582.51
500.00sh METROPICS COMMUNICATIONS INC CO	March 03, 2011	June 03, 2011	8,830.00	7,334.99	1,495.01
200.00sh FRESH MARKET INC (THE) COM BUY	March 03, 2011	June 03, 2011	6,825.34	8,221.99	(1,396.65)
957.00sh CUMULUS MEDIA INC - CL A COM B	March 14, 2011	June 03, 2011	3,531.33	4,282.57	(751.24)
1,043.00sh CUMULUS MEDIA INC - CL A COM B	March 14, 2011	June 03, 2011	3,838.68	4,667.42	(828.74)
500.00sh PROSHARES ULTRASHORT YEN BUY T	April 05, 2011	June 03, 2011	7,528.00	8,400.00	(871.99)
1,700.00sh PROSHARES ULTRASHORT YEN BUY T	April 07, 2011	June 03, 2011	25,595.21	28,866.00	(3,270.79)
300.00sh PROSHARES ULTRASHORT YEN BUY T	April 07, 2011	June 03, 2011	4,516.80	5,100.99	(584.19)
100.00sh INFORMATICA CORP COMMON BUY TR	April 13, 2011	June 03, 2011	5,697.67	5,343.99	353.68
200.00sh INFORMATICA CORP COMMON BUY TR	April 13, 2011	June 03, 2011	11,395.34	10,654.00	741.34
400.00sh SOHU.COM INC COM BUY TRADE 400	May 17, 2011	June 03, 2011	32,000.00	33,401.99	(1,401.99)
1,000.00sh THOMPSON CREEK METALS CO COM B	May 17, 2011	June 03, 2011	10,415.00	10,583.33	(168.33)
100.00sh SOHU.COM INC COM BUY TRADE 400	May 18, 2011	June 03, 2011	7,995.01	8,436.99	(441.98)
600.00sh THOMPSON CREEK METALS CO COM B	May 31, 2011	June 03, 2011	6,249.00	6,486.00	(237.00)
200.00sh THOMPSON CREEK METALS CO COM B	May 31, 2011	June 03, 2011	2,083.00	2,162.00	(79.00)
200.00sh THOMPSON CREEK METALS CO COM B	May 31, 2011	June 03, 2011	2,083.00	2,173.99	(90.99)

Part I Short-Term Capital Gains and Losses - Assets Held One Year or Less					
(a) Description of Property	(b) Date acquired	(c) Date sold	(d) Sales price	(e) Cost basis	(f) Gain (loss)
1,250.00sh PROSHARES ULTRASHORT S&P 500 B	June 02, 2011	June 03, 2011	26,795.01	26,400.00	395.01
1,250.00sh PROSHARES ULTRASHORT S&P 500 B	June 02, 2011	June 03, 2011	26,795.01	26,409.99	385.01
2,500.00sh PROSHARES ULTRASHORT S&P 500 B	June 02, 2011	June 03, 2011	53,595.00	52,734.99	860.01
2,500.00sh PROSHARES ULTRASHORT S&P 500 B	June 02, 2011	June 03, 2011	53,595.00	52,725.00	870.00
2,300.00sh PROSHARES ULTRASHORT S&P 500 B	June 02, 2011	June 03, 2011	49,348.81	48,507.00	841.81
200.00sh PROSHARES ULTRASHORT S&P 500 B	June 02, 2011	June 03, 2011	4,291.20	4,229.99	61.21
2,500.00sh PROSHARES ULTRASHORT S&P 500 B	June 02, 2011	June 03, 2011	53,265.01	52,584.99	680.02
2,500.00sh PROSHARES ULTRASHORT S&P 500 B	June 02, 2011	June 03, 2011	53,215.01	52,634.99	580.02
2,500.00sh PROSHARES ULTRASHORT S&P 500 B	June 03, 2011	June 03, 2011	52,915.01	53,759.99	(844.98)
2,500.00sh PROSHARES ULTRASHORT S&P 500 B	June 03, 2011	June 03, 2011	53,240.01	53,659.99	(419.98)
2,500.00sh PROSHARES ULTRASHORT S&P 500 B	June 03, 2011	June 03, 2011	53,065.01	53,584.99	(519.98)
2,500.00sh PROSHARES ULTRASHORT S&P 500 B	June 03, 2011	June 03, 2011	53,365.01	53,584.99	(219.98)
2,500.00sh PROSHARES ULTRASHORT S&P 500 B	June 03, 2011	June 03, 2011	53,365.01	53,384.99	(19.98)
2,500.00sh PROSHARES ULTRASHORT S&P 500 B	June 03, 2011	June 03, 2011	53,540.01	53,359.99	180.02
2,500.00sh PROSHARES ULTRASHORT S&P 500 B	June 03, 2011	June 03, 2011	53,640.01	53,309.99	330.02
1,845.00sh PROSHARES ULTRASHORT YEN BUY T	April 20, 2011	June 06, 2011	27,711.90	29,501.55	(1,789.65)
155.00sh PROSHARES ULTRASHORT YEN BUY T	April 20, 2011	June 06, 2011	2,328.10	2,488.44	(160.34)
900.00sh PROSHARES ULTRASHORT YEN BUY T	April 20, 2011	June 06, 2011	13,518.00	14,400.00	(882.00)
1,100.00sh PROSHARES ULTRASHORT YEN BUY T	April 20, 2011	June 06, 2011	16,522.00	17,609.99	(1,087.99)
700.00sh PROSHARES ULTRASHORT YEN BUY T	April 21, 2011	June 06, 2011	10,514.00	11,003.99	(489.99)
300.00sh PROSHARES ULTRASHORT YEN BUY T	April 21, 2011	June 06, 2011	4,496.01	4,716.00	(219.99)
400.00sh LOUISIANA PAC CORP COM BUY TRA	May 25, 2011	June 06, 2011	3,000.00	3,280.00	(280.00)
600.00sh LOUISIANA PAC CORP COM BUY TRA	May 25, 2011	June 06, 2011	4,497.69	4,919.99	(422.30)
2,000.00sh LOUISIANA PAC CORP COM BUY TRA	May 25, 2011	June 06, 2011	14,992.32	16,269.99	(1,277.67)
2,500.00sh PROSHARES ULTRASHORT S&P 500 B	June 03, 2011	June 06, 2011	54,495.00	53,209.99	1,285.02
2,500.00sh PROSHARES ULTRASHORT S&P 500 B	June 03, 2011	June 06, 2011	54,495.01	53,205.00	1,290.01
2,500.00sh PROSHARES ULTRASHORT S&P 500 B	June 03, 2011	June 06, 2011	54,545.01	53,205.00	1,340.01
2,500.00sh PROSHARES ULTRASHORT S&P 500 B	June 03, 2011	June 06, 2011	54,545.00	53,484.99	1,060.02
2,500.00sh PROSHARES ULTRASHORT S&P 500 B	June 03, 2011	June 06, 2011	54,565.01	53,384.99	1,180.02
2,500.00sh PROSHARES ULTRASHORT S&P 500 B	June 03, 2011	June 06, 2011	54,590.01	53,284.99	1,305.02
2,500.00sh PROSHARES ULTRASHORT S&P 500 B	June 03, 2011	June 06, 2011	54,770.00	53,659.99	1,110.02
2,500.00sh PROSHARES ULTRASHORT S&P 500 B	June 03, 2011	June 06, 2011	54,770.00	53,709.99	1,060.02
1,000.00sh PROSHARES ULTRASHORT S&P 500 B	June 06, 2011	June 06, 2011	21,718.00	21,950.00	(232.00)
1,500.00sh PROSHARES ULTRASHORT S&P 500 B	June 06, 2011	June 06, 2011	32,577.00	32,934.99	(357.99)
2,500.00sh PROSHARES ULTRASHORT S&P 500 B	June 06, 2011	June 06, 2011	54,295.00	54,834.99	(539.99)
2,500.00sh PROSHARES ULTRASHORT S&P 500 B	June 06, 2011	June 06, 2011	54,240.01	54,709.99	(469.98)
2,500.00sh PROSHARES ULTRASHORT S&P 500 B	June 06, 2011	June 06, 2011	53,990.01	54,509.99	(519.98)
2,500.00sh PROSHARES ULTRASHORT S&P 500 B	June 06, 2011	June 06, 2011	54,020.00	54,434.99	(414.99)
2,500.00sh PROSHARES ULTRASHORT S&P 500 B	June 06, 2011	June 06, 2011	54,020.00	54,409.99	(389.99)
500.00sh PROSHARES ULTRASHORT S&P 500 B	June 06, 2011	June 06, 2011	10,803.00	10,895.00	(92.00)
2,000.00sh PROSHARES ULTRASHORT S&P 500 B	June 06, 2011	June 06, 2011	43,212.01	43,589.99	(377.98)
2,500.00sh PROSHARES ULTRASHORT S&P 500 B	June 06, 2011	June 06, 2011	54,020.00	54,434.99	(414.99)
2,500.00sh PROSHARES ULTRASHORT S&P 500 B	June 06, 2011	June 06, 2011	54,020.00	54,359.99	(339.99)
231.00sh PROSHARES ULTRASHORT S&P 500 B	June 06, 2011	June 06, 2011	5,003.00	5,005.77	(2.77)
2,269.00sh PROSHARES ULTRASHORT S&P 500 B	June 06, 2011	June 06, 2011	49,142.01	49,179.22	(37.21)
2,500.00sh PROSHARES ULTRASHORT S&P 500 B	June 06, 2011	June 06, 2011	54,145.00	54,184.99	(39.99)
2,500.00sh PROSHARES ULTRASHORT S&P 500 B	June 06, 2011	June 07, 2011	54,645.00	54,134.99	510.01
2,500.00sh PROSHARES ULTRASHORT S&P 500 B	June 06, 2011	June 07, 2011	54,645.00	54,109.99	535.01
2,500.00sh PROSHARES ULTRASHORT S&P 500 B	June 06, 2011	June 07, 2011	54,515.01	54,059.99	455.02
2,500.00sh PROSHARES ULTRASHORT S&P 500 B	June 06, 2011	June 07, 2011	54,520.00	54,059.99	460.01
2,500.00sh PROSHARES ULTRASHORT S&P 500 B	June 06, 2011	June 07, 2011	54,520.00	54,034.99	485.01
2,500.00sh PROSHARES ULTRASHORT S&P 500 B	June 06, 2011	June 07, 2011	53,890.01	54,184.99	(294.98)
2,500.00sh PROSHARES ULTRASHORT S&P 500 B	June 06, 2011	June 07, 2011	54,140.01	54,359.99	(219.98)
2,500.00sh PROSHARES ULTRASHORT S&P 500 B	June 06, 2011	June 07, 2011	53,965.01	54,334.99	(369.98)
2,500.00sh PROSHARES ULTRASHORT S&P 500 B	June 06, 2011	June 07, 2011	54,000.00	54,234.99	(234.99)
1,500.00sh PROSHARES ULTRASHORT S&P 500 B	June 06, 2011	June 07, 2011	32,400.00	32,435.99	(35.99)
1,000.00sh PROSHARES ULTRASHORT S&P 500 B	June 06, 2011	June 07, 2011	21,590.01	21,624.00	(33.99)
250.00sh \$IPO: VISA INC CLASS A BUY TRA	February 10, 2011	June 08, 2011	19,031.26	18,498.57	532.69
150.00sh \$IPO: VISA INC CLASS A BUY TRA	March 03, 2011	June 08, 2011	11,418.75	11,315.49	103.26
500.00sh METROPICS COMMUNICATIONS INC CO	March 03, 2011	June 08, 2011	8,355.00	7,334.99	1,020.01
500.00sh METROPICS COMMUNICATIONS INC CO	March 07, 2011	June 08, 2011	8,355.00	7,489.99	865.01
150.00sh \$IPO: VISA INC CLASS A BUY TRA	March 07, 2011	June 08, 2011	11,546.50	11,142.99	403.51
150.00sh \$IPO: VISA INC CLASS A BUY TRA	April 11, 2011	June 08, 2011	11,546.50	11,664.99	(118.49)
100.00sh ANCESTRY.COM INC COM BUY TRADE	May 09, 2011	June 08, 2011	3,595.00	4,315.50	(720.50)
300.00sh ANCESTRY.COM INC COM BUY TRADE	May 09, 2011	June 08, 2011	10,778.01	12,946.49	(2,168.48)
250.00sh BAIDU INC ADR BUY TRADE 50 @39	May 17, 2011	June 08, 2011	30,050.00	32,959.99	(2,909.99)
100.00sh BAIDU INC ADR BUY TRADE 50 @39	May 27, 2011	June 08, 2011	12,013.01	13,370.99	(1,357.98)
2,500.00sh PROSHARES ULTRASHORT S&P 500 B	June 07, 2011	June 08, 2011	55,247.50	54,809.99	437.51
2,500.00sh PROSHARES ULTRASHORT S&P 500 B	June 07, 2011	June 08, 2011	55,247.50	54,734.99	512.51
2,500.00sh PROSHARES ULTRASHORT S&P 500 B	June 07, 2011	June 08, 2011	55,247.50	54,709.99	537.51
2,500.00sh PROSHARES ULTRASHORT S&P 500 B	June 07, 2011	June 08, 2011	55,247.50	54,684.99	562.51
2,500.00sh PROSHARES ULTRASHORT S&P 500 B	June 07, 2011	June 08, 2011	55,270.00	54,509.99	760.01
2,500.00sh PROSHARES ULTRASHORT S&P 500 B	June 07, 2011	June 08, 2011	55,270.00	54,434.99	835.01
800.00sh PROSHARES ULTRASHORT S&P 500 B	June 07, 2011	June 08, 2011	17,582.40	17,400.00	182.40
1,700.00sh PROSHARES ULTRASHORT S&P 500 B	June 07, 2011	June 08, 2011	37,362.60	36,984.99	377.61
2,500.00sh PROSHARES ULTRASHORT S&P 500 B	June 07, 2011	June 08, 2011	54,945.00	54,309.99	635.01
2,500.00sh PROSHARES ULTRASHORT S&P 500 B	June 07, 2011	June 08, 2011	55,045.00	54,234.99	810.01
2,500.00sh PROSHARES ULTRASHORT S&P 500 B	June 07, 2011	June 08, 2011	55,045.00	54,209.99	835.01
2,500.00sh PROSHARES ULTRASHORT S&P 500 B	June 07, 2011	June 08, 2011	55,190.01	54,209.99	980.02
2,500.00sh PROSHARES ULTRASHORT S&P 500 B	June 07, 2011	June 08, 2011	55,095.00	54,184.99	910.01
700.00sh PROSHARES ULTRASHORT S&P 500 B	June 08, 2011	June 08, 2011	15,426.60	15,540.00	(113.40)
1,800.00sh PROSHARES ULTRASHORT S&P 500 B	June 08, 2011	June 08, 2011	39,668.40	39,969.99	(301.59)
2,500.00sh PROSHARES ULTRASHORT S&P 500 B	June 08, 2011	June 08, 2011	55,145.00	55,484.99	(339.99)
1,039.00sh PROSHARES ULTRASHORT S&P 500 B	June 08, 2011	June 08, 2011	22,918.26	22,972.29	(54.03)
1,461.00sh PROSHARES ULTRASHORT S&P 500 B	June 08, 2011	June 08, 2011	32,226.74	32,312.70	(85.96)
2,500.00sh PROSHARES ULTRASHORT S&P 500 B	June 08, 2011	June 08, 2011	54,720.00	55,209.99	(489.99)

Part I Short-Term Capital Gains and Losses - Assets Held One Year or Less						
(a) Description of Property	(b) Date acquired	(c) Date sold	(d) Sales price	(e) Cost basis	(f) Gain (loss)	
2,500.00sh PROSHARES ULTRASHORT S&P 500 B	June 08, 2011	June 08, 2011	54,720.00	55,055.00	(334.99)	
2,500.00sh PROSHARES ULTRASHORT S&P 500 B	June 08, 2011	June 08, 2011	54,745.00	55,055.00	(309.99)	
2,500.00sh PROSHARES ULTRASHORT S&P 500 B	June 08, 2011	June 08, 2011	54,745.00	55,459.99	(714.99)	
892.67sh PROLOGIS COM BUY TRADE 2000 @1	April 15, 2011	June 09, 2011	29,011.67	32,289.99	(3,278.32)	
207.33sh PROLOGIS COM BUY TRADE 2000 @1	April 20, 2011	June 09, 2011	6,738.33	7,367.37	(629.04)	
132.00sh PROLOGIS COM BUY TRADE 2000 @1	April 20, 2011	June 09, 2011	4,290.00	4,690.48	(400.48)	
107.00sh PROLOGIS COM BUY TRADE 2000 @1	April 20, 2011	June 09, 2011	3,468.58	3,802.13	(333.55)	
2,500.00sh PROSHARES ULTRASHORT S&P 500 B	June 08, 2011	June 09, 2011	54,415.01	55,384.99	(969.98)	
2,500.00sh PROSHARES ULTRASHORT S&P 500 B	June 08, 2011	June 09, 2011	54,390.01	55,259.99	(869.98)	
2,404.00sh PROSHARES ULTRASHORT S&P 500 B	June 08, 2011	June 09, 2011	52,335.08	53,306.29	(971.21)	
96.00sh PROSHARES ULTRASHORT S&P 500 B	June 08, 2011	June 09, 2011	2,090.51	2,128.70	(38.19)	
2,500.00sh PROSHARES ULTRASHORT S&P 500 B	June 08, 2011	June 09, 2011	54,440.38	55,359.99	(919.61)	
2,500.00sh PROSHARES ULTRASHORT S&P 500 B	June 08, 2011	June 09, 2011	54,015.01	55,309.99	(1,294.98)	
2,500.00sh PROSHARES ULTRASHORT S&P 500 B	June 08, 2011	June 09, 2011	54,090.01	55,284.99	(1,194.98)	
2,500.00sh PROSHARES ULTRASHORT S&P 500 B	June 08, 2011	June 09, 2011	54,170.00	55,184.99	(1,014.99)	
969.00sh PROSHARES ULTRASHORT S&P 500 B	June 08, 2011	June 09, 2011	20,996.29	21,337.38	(341.09)	
1,531.00sh PROSHARES ULTRASHORT S&P 500 B	June 08, 2011	June 09, 2011	33,173.71	33,722.61	(548.90)	
2,500.00sh PROSHARES ULTRASHORT S&P 500 B	June 08, 2011	June 09, 2011	54,370.00	55,059.99	(689.99)	
2,500.00sh PROSHARES ULTRASHORT S&P 500 B	June 08, 2011	June 09, 2011	54,370.00	55,034.99	(664.99)	
2,500.00sh PROSHARES ULTRASHORT S&P 500 B	June 08, 2011	June 09, 2011	54,395.00	55,009.99	(614.99)	
2,500.00sh PROSHARES ULTRASHORT S&P 500 B	June 08, 2011	June 09, 2011	54,395.00	55,109.99	(714.99)	
2,500.00sh PROSHARES ULTRASHORT S&P 500 B	June 09, 2011	June 09, 2011	54,495.00	54,509.99	(14.99)	
445.00sh PROSHARES ULTRASHORT S&P 500 B	June 09, 2011	June 09, 2011	9,700.11	9,692.10	8.01	
2,055.00sh PROSHARES ULTRASHORT S&P 500 B	June 09, 2011	June 09, 2011	44,794.89	44,767.89	27.00	
1,900.00sh PROSHARES ULTRASHORT S&P 500 B	June 09, 2011	June 10, 2011	42,499.20	41,325.00	1,174.20	
600.00sh PROSHARES ULTRASHORT S&P 500 B	June 09, 2011	June 10, 2011	13,420.80	13,059.99	360.81	
2,500.00sh PROSHARES ULTRASHORT S&P 500 B	June 09, 2011	June 10, 2011	55,920.00	54,309.99	1,610.02	
2,500.00sh PROSHARES ULTRASHORT S&P 500 B	June 09, 2011	June 10, 2011	55,315.01	54,230.00	1,085.02	
2,500.00sh PROSHARES ULTRASHORT S&P 500 B	June 09, 2011	June 10, 2011	55,415.01	54,230.00	1,185.02	
2,500.00sh PROSHARES ULTRASHORT S&P 500 B	June 09, 2011	June 10, 2011	55,465.01	54,559.99	905.02	
2,500.00sh PROSHARES ULTRASHORT S&P 500 B	June 09, 2011	June 10, 2011	55,515.01	54,534.99	980.02	
2,500.00sh PROSHARES ULTRASHORT S&P 500 B	June 10, 2011	June 10, 2011	55,465.01	55,955.00	(489.99)	
2,500.00sh PROSHARES ULTRASHORT S&P 500 B	June 10, 2011	June 10, 2011	55,615.01	55,955.00	(339.99)	
2,500.00sh PROSHARES ULTRASHORT S&P 500 B	June 10, 2011	June 10, 2011	55,815.01	55,905.00	(89.99)	
2,500.00sh PROSHARES ULTRASHORT S&P 500 B	June 10, 2011	June 10, 2011	55,840.01	55,905.00	(64.99)	
2,500.00sh PROSHARES ULTRASHORT S&P 500 B	June 10, 2011	June 10, 2011	55,990.01	55,805.00	185.01	
2,500.00sh PROSHARES ULTRASHORT S&P 500 B	June 10, 2011	June 10, 2011	56,015.01	55,805.00	210.01	
2,500.00sh PROSHARES ULTRASHORT S&P 500 B	June 10, 2011	June 10, 2011	56,115.01	55,634.99	480.02	
2,500.00sh PROSHARES ULTRASHORT S&P 500 B	June 10, 2011	June 10, 2011	56,140.01	55,784.99	355.02	
2,500.00sh PROSHARES ULTRASHORT S&P 500 B	June 10, 2011	June 10, 2011	56,145.00	55,709.99	435.01	
2,500.00sh PROSHARES ULTRASHORT S&P 500 B	June 10, 2011	June 10, 2011	56,145.00	55,759.99	385.01	
2,500.00sh PROSHARES ULTRASHORT S&P 500 B	June 10, 2011	June 10, 2011	56,170.00	56,259.99	(89.99)	
2,500.00sh PROSHARES ULTRASHORT S&P 500 B	June 10, 2011	June 10, 2011	56,170.00	56,209.99	(39.99)	
2,400.00sh PROSHARES ULTRASHORT S&P 500 B	June 10, 2011	June 10, 2011	53,640.00	53,865.59	(225.59)	
100.00sh PROSHARES ULTRASHORT S&P 500 B	June 10, 2011	June 10, 2011	2,226.01	2,244.40	(18.39)	
2,500.00sh PROSHARES ULTRASHORT S&P 500 B	June 10, 2011	June 10, 2011	55,890.01	56,084.99	(194.98)	
2,500.00sh PROSHARES ULTRASHORT S&P 500 B	June 10, 2011	June 10, 2011	55,665.01	56,084.99	(419.98)	
2,500.00sh PROSHARES ULTRASHORT S&P 500 B	June 10, 2011	June 10, 2011	55,690.01	56,059.99	(369.98)	
2,500.00sh PROSHARES ULTRASHORT S&P 500 B	June 10, 2011	June 10, 2011	55,690.01	55,934.99	(244.98)	
2,500.00sh PROSHARES ULTRASHORT S&P 500 B	June 10, 2011	June 10, 2011	55,740.01	55,934.99	(194.98)	
2,500.00sh PROSHARES ULTRASHORT S&P 500 B	June 10, 2011	June 10, 2011	55,740.01	55,859.99	(119.98)	
2,500.00sh PROSHARES ULTRASHORT S&P 500 B	June 10, 2011	June 10, 2011	55,765.01	55,859.99	(94.98)	
2,500.00sh PROSHARES ULTRASHORT S&P 500 B	June 10, 2011	June 10, 2011	55,690.01	55,834.99	(144.98)	
2,500.00sh PROSHARES ULTRASHORT S&P 500 B	June 10, 2011	June 10, 2011	55,715.01	55,834.99	(119.98)	
2,500.00sh PROSHARES ULTRASHORT S&P 500 B	June 10, 2011	June 10, 2011	55,815.01	55,809.99	5.02	
2,500.00sh PROSHARES ULTRASHORT S&P 500 B	June 10, 2011	June 10, 2011	55,815.01	55,909.99	(94.98)	
2,500.00sh PROSHARES ULTRASHORT S&P 500 B	June 10, 2011	June 10, 2011	55,945.00	55,834.99	110.01	
2,500.00sh PROSHARES ULTRASHORT S&P 500 B	June 10, 2011	June 10, 2011	55,945.00	55,834.99	110.01	
2,500.00sh PROSHARES ULTRASHORT S&P 500 B	June 10, 2011	June 10, 2011	55,615.01	56,034.99	(419.98)	
300.00sh \$IPO: TORTOISE ENERGY ETF BUY	August 24, 2010	June 13, 2011	10,551.00	10,058.50	492.50	
78.00sh \$IPO: TORTOISE ENERGY ETF BUY	August 24, 2010	June 13, 2011	2,744.04	2,615.21	128.83	
22.00sh \$IPO: TORTOISE ENERGY ETF BUY	August 24, 2010	June 13, 2011	764.19	737.62	26.57	
400.00sh ATP OIL & GAS CORP COM BUY TRA	October 29, 2010	June 13, 2011	6,176.00	5,728.00	448.00	
100.00sh ATP OIL & GAS CORP COM BUY TRA	October 29, 2010	June 13, 2011	1,544.00	1,440.99	103.01	
250.00sh LKQ CORP COM BUY TRADE 1100 @2	February 24, 2011	June 13, 2011	6,050.36	5,979.16	71.20	
100.00sh LKQ CORP COM BUY TRADE 1100 @2	February 25, 2011	June 13, 2011	2,420.15	2,445.00	(24.85)	
500.00sh ISHARES BARCLAYS 20+ YR TRES B	April 13, 2011	June 13, 2011	48,325.00	45,669.99	2,655.01	
500.00sh ISHARES BARCLAYS 20+ YR TRES B	April 13, 2011	June 13, 2011	48,325.00	45,729.99	2,595.01	
300.00sh \$IPO: BLACKROCK ECOSOLUTIONS I	April 15, 2011	June 13, 2011	2,979.00	3,674.15	(695.15)	
282.00sh \$IPO: BLACKROCK ECOSOLUTIONS I	April 15, 2011	June 13, 2011	2,794.05	3,453.70	(659.65)	
300.00sh ISHARES BARCLAYS 20+ YR TRES B	April 18, 2011	June 13, 2011	29,071.00	27,561.00	1,510.00	
200.00sh ISHARES BARCLAYS 20+ YR TRES B	April 18, 2011	June 13, 2011	19,380.67	18,383.99	996.68	
1,000.00sh PENGROWTH ENERGY TR COM BUY TR	April 18, 2011	June 13, 2011	11,910.01	13,369.99	(1,459.98)	
172.00sh \$IPO: BLACKROCK ECOSOLUTIONS I	April 19, 2011	June 13, 2011	1,704.18	2,096.68	(392.50)	
500.00sh ISHARES BARCLAYS 20+ YR TRES B	April 26, 2011	June 13, 2011	48,451.67	46,814.99	1,636.68	
500.00sh ISHARES BARCLAYS 20+ YR TRES B	April 26, 2011	June 13, 2011	48,451.67	46,709.99	1,741.68	
500.00sh ATP OIL & GAS CORP COM BUY TRA	April 29, 2011	June 13, 2011	7,720.01	8,819.99	(1,099.98)	
200.00sh SPDR GOLD TR GOLD SHS ETF BUY	May 05, 2011	June 13, 2011	29,502.00	29,134.00	368.00	
300.00sh SPDR GOLD TR GOLD SHS ETF BUY	May 05, 2011	June 13, 2011	44,243.01	43,701.00	542.01	
695.00sh ANCESTRY.COM INC COM BUY TRADE	May 09, 2011	June 13, 2011	24,524.82	28,891.15	(4,366.33)	
105.00sh ANCESTRY.COM INC COM BUY TRADE	May 09, 2011	June 13, 2011	3,705.19	4,373.79	(668.60)	
400.00sh SUN CMNTYS INC COM BUY TRADE 6	May 18, 2011	June 13, 2011	14,482.01	15,630.66	(1,148.65)	
3 NETFLIX.COM INC NFLX Jun 18 11	June 01, 2011	June 13, 2011	1,622.76	1,437.24	185.52	
2,500.00sh PROSHARES ULTRASHORT S&P 500 B	June 10, 2011	June 13, 2011	55,795.00	55,959.99	(164.99)	
20.00sh PROSHARES ULTRASHORT S&P 500 B	June 10, 2011	June 13, 2011	446.36	447.20	(0.84)	
2,380.00sh PROSHARES ULTRASHORT S&P 500 B	June 10, 2011	June 13, 2011	53,116.84	53,216.80	(99.96)	

Part I Short-Term Capital Gains and Losses - Assets Held One Year or Less					
(a) Description of Property	(b) Date acquired	(c) Date sold	(d) Sales price	(e) Cost basis	(f) Gain (loss)
100.00sh PROSHARES ULTRASHORT S&P 500 B	June 10, 2011	June 13, 2011	2,231.80	2,245.99	(14.19)
2,500.00sh PROSHARES ULTRASHORT S&P 500 B	June 10, 2011	June 13, 2011	55,590.01	55,884.99	(294.98)
2,500.00sh PROSHARES ULTRASHORT S&P 500 B	June 10, 2011	June 13, 2011	55,565.01	55,859.99	(294.98)
2,500.00sh PROSHARES ULTRASHORT S&P 500 B	June 10, 2011	June 13, 2011	55,515.01	55,809.99	(294.98)
2,500.00sh PROSHARES ULTRASHORT S&P 500 B	June 10, 2011	June 13, 2011	55,465.01	55,759.99	(294.98)
2,500.00sh PROSHARES ULTRASHORT S&P 500 B	June 10, 2011	June 13, 2011	55,540.01	55,759.99	(219.98)
2,500.00sh PROSHARES ULTRASHORT S&P 500 B	June 10, 2011	June 13, 2011	55,595.00	55,734.99	(139.99)
2,500.00sh PROSHARES ULTRASHORT S&P 500 B	June 13, 2011	June 13, 2011	55,595.00	55,984.99	(389.99)
2,500.00sh PROSHARES ULTRASHORT S&P 500 B	June 13, 2011	June 13, 2011	55,845.00	55,909.99	(64.99)
2,500.00sh PROSHARES ULTRASHORT S&P 500 B	June 13, 2011	June 13, 2011	55,845.00	55,859.99	(14.99)
2,500.00sh PROSHARES ULTRASHORT S&P 500 B	June 13, 2011	June 13, 2011	55,850.00	55,734.99	115.01
1,200.00sh PROSHARES ULTRASHORT S&P 500 B	June 13, 2011	June 13, 2011	26,808.00	26,764.80	43.20
1,300.00sh PROSHARES ULTRASHORT S&P 500 B	June 13, 2011	June 13, 2011	29,051.58	28,995.19	56.39
2,500.00sh PROSHARES ULTRASHORT S&P 500 B	June 13, 2011	June 13, 2011	55,868.43	55,709.99	158.44
2,500.00sh PROSHARES ULTRASHORT S&P 500 B	June 13, 2011	June 13, 2011	56,245.00	55,634.99	610.01
2,500.00sh PROSHARES ULTRASHORT S&P 500 B	June 13, 2011	June 13, 2011	56,245.00	55,584.99	660.01
2,500.00sh PROSHARES ULTRASHORT S&P 500 B	June 13, 2011	June 13, 2011	55,415.01	55,584.99	(169.98)
2,500.00sh PROSHARES ULTRASHORT S&P 500 B	June 13, 2011	June 13, 2011	55,465.01	56,409.99	(944.98)
2,500.00sh PROSHARES ULTRASHORT S&P 500 B	June 13, 2011	June 13, 2011	55,565.01	56,309.99	(744.98)
300.00sh EMPRESA NACIONAL ELECTRIC SPON	March 22, 2011	June 14, 2011	16,490.01	15,894.00	596.01
400.00sh ISHARES BARCLAYS 20+ YR TRES B	April 26, 2011	June 14, 2011	38,130.01	37,363.99	766.02
1,000.00sh PROSHARES ULTRASHORT S&P 500 B	June 13, 2011	June 14, 2011	21,760.01	22,500.00	(739.99)
1,000.00sh PROSHARES ULTRASHORT S&P 500 B	June 13, 2011	June 14, 2011	21,760.01	22,500.00	(739.99)
100.00sh PROSHARES ULTRASHORT S&P 500 B	June 13, 2011	June 14, 2011	2,175.60	2,250.00	(74.40)
400.00sh PROSHARES ULTRASHORT S&P 500 B	June 13, 2011	June 14, 2011	8,702.40	9,009.99	(307.59)
2,000.00sh PROSHARES ULTRASHORT S&P 500 B	June 13, 2011	June 14, 2011	43,512.01	44,927.99	(1,415.98)
500.00sh PROSHARES ULTRASHORT S&P 500 B	June 13, 2011	June 14, 2011	10,810.00	11,232.00	(421.99)
500.00sh PROSHARES ULTRASHORT S&P 500 B	June 13, 2011	June 14, 2011	10,810.00	11,232.00	(421.99)
1,000.00sh PROSHARES ULTRASHORT S&P 500 B	June 13, 2011	June 14, 2011	21,670.01	22,464.00	(793.99)
1,000.00sh PROSHARES ULTRASHORT S&P 500 B	June 13, 2011	June 14, 2011	21,690.01	22,464.00	(773.99)
2,000.00sh PROSHARES ULTRASHORT S&P 500 B	June 13, 2011	June 14, 2011	43,450.01	44,847.99	(1,397.98)
500.00sh PROSHARES ULTRASHORT S&P 500 B	June 13, 2011	June 14, 2011	10,877.50	11,212.00	(334.50)
1,500.00sh PROSHARES ULTRASHORT S&P 500 B	June 13, 2011	June 14, 2011	32,632.51	33,470.99	(838.49)
1,000.00sh PFIZER INC COM BUY TRADE 3000	March 03, 2011	June 15, 2011	20,160.01	19,684.00	476.01
300.00sh KILROY REALTY CORP COM BUY TRA	April 14, 2011	June 15, 2011	11,486.01	11,898.00	(411.99)
300.00sh ATP OIL & GAS CORP COM BUY TRA	May 11, 2011	June 15, 2011	4,648.24	5,151.00	(502.76)
700.00sh ATP OIL & GAS CORP COM BUY TRA	May 11, 2011	June 15, 2011	10,845.89	12,035.99	(1,190.10)
100.00sh ISHARES MSCI TURKEY INDEX FUND	June 02, 2011	June 15, 2011	5,854.00	6,184.00	(330.00)
220.00sh ISHARES MSCI TURKEY INDEX FUND	June 02, 2011	June 15, 2011	12,875.14	13,604.80	(729.66)
300.00sh ISHARES MSCI TURKEY INDEX FUND	June 02, 2011	June 15, 2011	17,557.01	18,558.00	(1,001.00)
80.00sh ISHARES MSCI TURKEY INDEX FUND	June 02, 2011	June 15, 2011	4,681.87	4,958.79	(276.92)
200.00sh ATP OIL & GAS CORP COM BUY TRA	June 09, 2011	June 15, 2011	3,098.82	3,364.00	(265.18)
500.00sh ATP OIL & GAS CORP COM BUY TRA	June 09, 2011	June 15, 2011	7,747.06	8,424.99	(677.93)
1,000.00sh PROSHARES ULTRASHORT S&P 500 B	June 13, 2011	June 15, 2011	22,546.00	22,314.00	232.00
1,500.00sh PROSHARES ULTRASHORT S&P 500 B	June 13, 2011	June 15, 2011	33,819.01	33,455.99	363.01
1,000.00sh PROSHARES ULTRASHORT S&P 500 B	June 13, 2011	June 15, 2011	22,438.00	22,304.00	134.01
2,000.00sh PROSHARES ULTRASHORT S&P 500 B	June 14, 2011	June 15, 2011	44,876.00	43,649.99	1,226.01
2,000.00sh PROSHARES ULTRASHORT S&P 500 B	June 14, 2011	June 15, 2011	44,876.00	43,627.99	1,248.01
500.00sh PROSHARES ULTRASHORT S&P 500 B	June 14, 2011	June 15, 2011	11,239.00	10,907.00	332.00
2,000.00sh PROSHARES ULTRASHORT S&P 500 B	June 14, 2011	June 15, 2011	44,956.00	43,529.99	1,426.01
2,500.00sh PROSHARES ULTRASHORT S&P 500 B	June 15, 2011	June 15, 2011	56,195.00	56,359.99	(164.99)
2,500.00sh PROSHARES ULTRASHORT S&P 500 B	June 15, 2011	June 15, 2011	56,220.00	56,359.99	(139.99)
2,500.00sh PROSHARES ULTRASHORT S&P 500 B	June 15, 2011	June 15, 2011	56,220.00	56,630.00	(409.99)
2,500.00sh PROSHARES ULTRASHORT S&P 500 B	June 15, 2011	June 15, 2011	56,290.01	56,630.00	(339.99)
4,300.00sh PROSHARES ULTRASHORT S&P 500 B	June 15, 2011	June 15, 2011	96,698.41	97,395.00	(696.59)
700.00sh PROSHARES ULTRASHORT S&P 500 B	June 15, 2011	June 15, 2011	15,741.60	15,864.99	(123.39)
5,000.00sh PROSHARES ULTRASHORT S&P 500 B	June 15, 2011	June 15, 2011	112,740.01	113,209.99	(469.98)
5,000.00sh PROSHARES ULTRASHORT S&P 500 B	June 15, 2011	June 15, 2011	112,990.01	113,009.99	(19.98)
5,000.00sh PROSHARES ULTRASHORT S&P 500 B	June 15, 2011	June 15, 2011	112,340.01	113,109.99	(769.98)
5,000.00sh PROSHARES ULTRASHORT S&P 500 B	June 15, 2011	June 15, 2011	112,540.01	113,009.99	(469.98)
5,000.00sh PROSHARES ULTRASHORT S&P 500 B	June 15, 2011	June 15, 2011	112,740.01	112,709.99	30.02
1,328.00sh PROSHARES ULTRASHORT S&P 500 B	June 15, 2011	June 15, 2011	29,853.44	29,925.15	(71.71)
100.00sh PROSHARES ULTRASHORT S&P 500 B	June 15, 2011	June 15, 2011	2,248.00	2,253.40	(5.40)
972.00sh PROSHARES ULTRASHORT S&P 500 B	June 15, 2011	June 15, 2011	21,860.28	21,903.04	(42.76)
100.00sh PROSHARES ULTRASHORT S&P 500 B	June 15, 2011	June 15, 2011	2,239.01	2,253.40	(14.39)
2,500.00sh PROSHARES ULTRASHORT S&P 500 B	June 15, 2011	June 15, 2011	56,265.01	56,334.99	(69.98)
5,000.00sh PROSHARES ULTRASHORT S&P 500 B	June 15, 2011	June 15, 2011	112,640.01	113,009.99	(369.98)
5,000.00sh PROSHARES ULTRASHORT S&P 500 B	June 15, 2011	June 15, 2011	112,290.01	112,359.99	(69.98)
5,000.00sh PROSHARES ULTRASHORT S&P 500 B	June 15, 2011	June 15, 2011	112,390.01	112,259.99	130.02
5,000.00sh PROSHARES ULTRASHORT S&P 500 B	June 15, 2011	June 15, 2011	112,490.01	112,559.99	(69.98)
5,000.00sh PROSHARES ULTRASHORT S&P 500 B	June 15, 2011	June 15, 2011	112,540.01	113,059.99	(519.98)
2,500.00sh PROSHARES ULTRASHORT S&P 500 B	June 15, 2011	June 15, 2011	56,295.00	56,459.99	(164.99)
2,500.00sh PROSHARES ULTRASHORT S&P 500 B	June 15, 2011	June 15, 2011	56,295.00	56,409.99	(114.99)
2,500.00sh PROSHARES ULTRASHORT S&P 500 B	June 15, 2011	June 15, 2011	56,320.00	56,334.99	(14.99)
2,500.00sh PROSHARES ULTRASHORT S&P 500 B	June 15, 2011	June 15, 2011	56,320.00	56,334.99	(14.99)
5,000.00sh PROSHARES ULTRASHORT S&P 500 B	June 15, 2011	June 15, 2011	112,690.01	112,509.99	180.02
5,000.00sh PROSHARES ULTRASHORT S&P 500 B	June 15, 2011	June 15, 2011	112,540.01	112,309.99	230.02
296.00sh PROSHARES ULTRASHORT S&P 500 B	June 15, 2011	June 15, 2011	6,644.02	6,686.64	(42.62)
2,204.00sh PROSHARES ULTRASHORT S&P 500 B	June 15, 2011	June 15, 2011	49,470.99	49,798.35	(327.36)
2,500.00sh PROSHARES ULTRASHORT S&P 500 B	June 15, 2011	June 15, 2011	56,190.01	56,309.99	(119.98)
2,500.00sh PROSHARES ULTRASHORT S&P 500 B	June 15, 2011	June 15, 2011	56,240.01	56,234.99	5.02
5,000.00sh PROSHARES ULTRASHORT S&P 500 B	June 15, 2011	June 15, 2011	112,690.01	112,309.99	380.02
2,500.00sh PROSHARES ULTRASHORT S&P 500 B	June 15, 2011	June 15, 2011	55,920.00	56,109.99	(189.99)
700.00sh PROSHARES ULTRASHORT S&P 500 B	June 15, 2011	June 15, 2011	15,657.60	15,687.00	(29.40)
1,800.00sh PROSHARES ULTRASHORT S&P 500 B	June 15, 2011	June 15, 2011	40,262.40	40,347.99	(85.59)
2,500.00sh PROSHARES ULTRASHORT S&P 500 B	June 15, 2011	June 15, 2011	55,915.01	55,959.99	(44.98)

Part I Short-Term Capital Gains and Losses - Assets Held One Year or Less					
(a) Description of Property	(b) Date acquired	(c) Date sold	(d) Sales price	(e) Cost basis	(f) Gain (loss)
2,000.00sh PROSHARES ULTRASHORT S&P 500 B	June 15, 2011	June 15, 2011	44,780.00	44,767.99	12.01
500.00sh PROSHARES ULTRASHORT S&P 500 B	June 15, 2011	June 15, 2011	11,195.01	11,192.00	3.01
100.00sh ISHARES BARCLAYS 20+ YR TRES B	April 26, 2011	June 16, 2011	9,717.00	9,341.00	376.00
500.00sh ISHARES BARCLAYS 20+ YR TRES B	May 04, 2011	June 16, 2011	48,585.00	47,304.99	1,280.02
100.00sh ISHARES BARCLAYS 20+ YR TRES B	June 02, 2011	June 16, 2011	9,717.00	9,678.00	39.00
300.00sh ISHARES BARCLAYS 20+ YR TRES B	June 02, 2011	June 16, 2011	29,151.00	29,044.49	106.51
2,500.00sh PROSHARES ULTRASHORT S&P 500 B	June 15, 2011	June 16, 2011	56,115.01	55,834.99	280.02
2,500.00sh PROSHARES ULTRASHORT S&P 500 B	June 15, 2011	June 16, 2011	56,140.01	55,784.99	355.02
2,500.00sh PROSHARES ULTRASHORT S&P 500 B	June 15, 2011	June 16, 2011	56,190.01	55,784.99	405.02
2,500.00sh PROSHARES ULTRASHORT S&P 500 B	June 15, 2011	June 16, 2011	56,340.01	55,684.99	655.02
2,000.00sh PROSHARES ULTRASHORT S&P 500 B	June 15, 2011	June 16, 2011	45,096.00	44,489.99	606.01
2,000.00sh PROSHARES ULTRASHORT S&P 500 B	June 15, 2011	June 16, 2011	45,096.00	44,369.99	726.01
1,000.00sh PROSHARES ULTRASHORT S&P 500 B	June 15, 2011	June 16, 2011	22,548.00	22,184.99	363.01
1,000.00sh PROSHARES ULTRASHORT S&P 500 B	June 15, 2011	June 16, 2011	22,558.00	22,184.99	373.01
2,000.00sh PROSHARES ULTRASHORT S&P 500 B	June 15, 2011	June 16, 2011	45,116.00	44,309.99	806.01
2,000.00sh PROSHARES ULTRASHORT S&P 500 B	June 15, 2011	June 16, 2011	45,116.00	44,329.99	786.01
5,000.00sh PROSHARES ULTRASHORT S&P 500 B	June 16, 2011	June 16, 2011	112,990.01	112,559.99	430.02
5,000.00sh PROSHARES ULTRASHORT S&P 500 B	June 16, 2011	June 16, 2011	113,040.01	113,059.99	(19.98)
5,000.00sh PROSHARES ULTRASHORT S&P 500 B	June 16, 2011	June 16, 2011	113,195.01	113,009.99	185.01
2,500.00sh PROSHARES ULTRASHORT S&P 500 B	June 16, 2011	June 16, 2011	56,597.50	56,934.99	(337.49)
80.00sh PROSHARES ULTRASHORT S&P 500 B	June 16, 2011	June 16, 2011	1,811.12	1,820.80	(9.68)
2,420.00sh PROSHARES ULTRASHORT S&P 500 B	June 16, 2011	June 16, 2011	54,786.38	55,089.19	(302.81)
2,500.00sh PROSHARES ULTRASHORT S&P 500 B	June 16, 2011	June 16, 2011	56,650.00	56,809.99	(159.99)
2,500.00sh PROSHARES ULTRASHORT S&P 500 B	June 16, 2011	June 16, 2011	56,650.00	56,784.99	(134.99)
3,784.00sh PROSHARES ULTRASHORT S&P 500 B	June 16, 2011	June 16, 2011	85,745.44	85,866.52	(121.08)
1,216.00sh PROSHARES ULTRASHORT S&P 500 B	June 16, 2011	June 16, 2011	27,556.73	27,593.47	(36.74)
5,000.00sh PROSHARES ULTRASHORT S&P 500 B	June 16, 2011	June 16, 2011	113,545.01	113,409.99	135.01
5,000.00sh PROSHARES ULTRASHORT S&P 500 B	June 16, 2011	June 16, 2011	113,545.01	113,309.99	235.01
2,127.00sh PROSHARES ULTRASHORT S&P 500 B	June 16, 2011	June 16, 2011	48,044.68	48,155.28	(110.60)
2,873.00sh PROSHARES ULTRASHORT S&P 500 B	June 16, 2011	June 16, 2011	64,895.33	65,054.71	(159.38)
5,000.00sh PROSHARES ULTRASHORT S&P 500 B	June 16, 2011	June 16, 2011	112,990.01	113,109.99	(119.98)
2,500.00sh PROSHARES ULTRASHORT S&P 500 B	June 16, 2011	June 16, 2011	56,420.00	56,534.99	(114.99)
2,500.00sh PROSHARES ULTRASHORT S&P 500 B	June 16, 2011	June 16, 2011	56,420.00	56,484.99	(64.99)
2,500.00sh PROSHARES ULTRASHORT S&P 500 B	June 16, 2011	June 16, 2011	56,090.01	56,334.99	(244.98)
2,000.00sh PROSHARES ULTRASHORT S&P 500 B	June 16, 2011	June 16, 2011	44,510.01	45,027.99	(517.98)
500.00sh PROSHARES ULTRASHORT S&P 500 B	June 16, 2011	June 16, 2011	11,114.00	11,257.00	(143.00)
2,500.00sh PROSHARES ULTRASHORT S&P 500 B	June 16, 2011	June 16, 2011	55,570.00	56,234.99	(664.99)
2,000.00sh PROSHARES ULTRASHORT S&P 500 B	June 16, 2011	June 16, 2011	44,456.00	44,967.99	(511.99)
500.00sh PROSHARES ULTRASHORT S&P 500 B	June 16, 2011	June 16, 2011	11,143.00	11,242.00	(99.00)
2,000.00sh PROSHARES ULTRASHORT S&P 500 B	June 16, 2011	June 16, 2011	44,572.01	44,947.99	(375.98)
500.00sh PROSHARES ULTRASHORT S&P 500 B	June 16, 2011	June 16, 2011	11,153.00	11,237.00	(84.00)
2,000.00sh PROSHARES ULTRASHORT S&P 500 B	June 16, 2011	June 16, 2011	44,612.01	44,927.99	(315.98)
500.00sh PROSHARES ULTRASHORT S&P 500 B	June 16, 2011	June 16, 2011	11,163.00	11,232.00	(69.00)
2,000.00sh PROSHARES ULTRASHORT S&P 500 B	June 16, 2011	June 16, 2011	44,652.01	44,887.99	(235.98)
500.00sh PROSHARES ULTRASHORT S&P 500 B	June 16, 2011	June 16, 2011	11,198.00	11,222.00	(24.00)
2,000.00sh PROSHARES ULTRASHORT S&P 500 B	June 16, 2011	June 16, 2011	44,792.01	44,827.99	(35.98)
500.00sh PROSHARES ULTRASHORT S&P 500 B	June 16, 2011	June 16, 2011	11,218.00	11,207.00	11.00
2,000.00sh PROSHARES ULTRASHORT S&P 500 B	June 16, 2011	June 16, 2011	44,872.01	44,787.99	84.02
30 CITIGROUP INC C Jun 18 11 42.0	May 24, 2011	June 17, 2011	0.00	1,502.49	(1,502.49)
500.00sh PROSHARES ULTRASHORT S&P 500 B	June 16, 2011	June 17, 2011	11,108.00	11,197.00	(89.00)
2,000.00sh PROSHARES ULTRASHORT S&P 500 B	June 16, 2011	June 17, 2011	44,432.01	44,749.99	(317.98)
5,000.00sh PROSHARES ULTRASHORT S&P 500 B	June 16, 2011	June 17, 2011	111,290.01	111,859.99	(569.98)
400.00sh PROSHARES ULTRASHORT S&P 500 B	June 16, 2011	June 17, 2011	8,916.00	8,941.60	(25.60)
2,100.00sh PROSHARES ULTRASHORT S&P 500 B	June 16, 2011	June 17, 2011	46,804.44	46,943.39	(138.95)
2,500.00sh PROSHARES ULTRASHORT S&P 500 B	June 16, 2011	June 17, 2011	55,719.57	55,830.00	(110.42)
2,500.00sh PROSHARES ULTRASHORT S&P 500 B	June 16, 2011	June 17, 2011	55,800.00	55,830.00	(30.00)
2,400.00sh PROSHARES ULTRASHORT S&P 500 B	June 17, 2011	June 17, 2011	53,568.00	53,553.59	14.41
100.00sh PROSHARES ULTRASHORT S&P 500 B	June 17, 2011	June 17, 2011	2,223.01	2,231.40	(8.39)
2,500.00sh PROSHARES ULTRASHORT S&P 500 B	June 17, 2011	June 17, 2011	55,895.00	55,684.99	210.01
2,500.00sh PROSHARES ULTRASHORT S&P 500 B	June 17, 2011	June 17, 2011	55,895.00	55,659.99	235.01
5,000.00sh PROSHARES ULTRASHORT S&P 500 B	June 17, 2011	June 17, 2011	112,095.01	111,959.99	135.01
5,000.00sh PROSHARES ULTRASHORT S&P 500 B	June 17, 2011	June 17, 2011	112,095.01	112,009.99	85.01
2,500.00sh PROSHARES ULTRASHORT S&P 500 B	June 17, 2011	June 17, 2011	55,540.01	56,180.00	(639.99)
2,500.00sh PROSHARES ULTRASHORT S&P 500 B	June 17, 2011	June 17, 2011	55,590.01	56,180.00	(589.99)
2,500.00sh PROSHARES ULTRASHORT S&P 500 B	June 17, 2011	June 17, 2011	55,565.01	56,055.00	(489.99)
2,500.00sh PROSHARES ULTRASHORT S&P 500 B	June 17, 2011	June 17, 2011	55,595.00	56,055.00	(459.99)
2,500.00sh PROSHARES ULTRASHORT S&P 500 B	June 17, 2011	June 17, 2011	55,595.00	55,905.00	(309.99)
2,500.00sh PROSHARES ULTRASHORT S&P 500 B	June 17, 2011	June 17, 2011	55,740.01	55,905.00	(164.99)
3,000.00sh PROSHARES ULTRASHORT S&P 500 B	June 17, 2011	June 17, 2011	66,810.00	66,935.99	(125.99)
2,000.00sh PROSHARES ULTRASHORT S&P 500 B	June 17, 2011	June 17, 2011	44,550.01	44,624.00	(73.99)
2,500.00sh PROSHARES ULTRASHORT S&P 500 B	June 17, 2011	June 17, 2011	55,740.01	55,750.00	(9.99)
400.00sh PROSHARES ULTRASHORT S&P 500 B	June 17, 2011	June 17, 2011	8,931.20	8,920.00	11.20
200.00sh PROSHARES ULTRASHORT S&P 500 B	June 17, 2011	June 17, 2011	4,465.60	4,460.00	5.60
1,900.00sh PROSHARES ULTRASHORT S&P 500 B	June 17, 2011	June 17, 2011	42,423.20	42,398.99	24.21
2,500.00sh PROSHARES ULTRASHORT S&P 500 B	June 17, 2011	June 17, 2011	55,820.00	55,930.00	(109.99)
2,500.00sh PROSHARES ULTRASHORT S&P 500 B	June 17, 2011	June 17, 2011	55,845.00	55,930.00	(84.99)
2,500.00sh PROSHARES ULTRASHORT S&P 500 B	June 17, 2011	June 17, 2011	55,845.00	55,880.00	(34.99)
2,500.00sh PROSHARES ULTRASHORT S&P 500 B	June 17, 2011	June 17, 2011	55,865.01	55,880.00	(14.99)
2,500.00sh PROSHARES ULTRASHORT S&P 500 B	June 17, 2011	June 17, 2011	55,895.00	55,784.99	110.01
2,500.00sh PROSHARES ULTRASHORT S&P 500 B	June 17, 2011	June 17, 2011	55,895.00	55,959.99	(64.99)
2,500.00sh PROSHARES ULTRASHORT S&P 500 B	June 17, 2011	June 17, 2011	55,790.01	55,884.99	(94.98)
2,500.00sh PROSHARES ULTRASHORT S&P 500 B	June 17, 2011	June 17, 2011	55,015.01	55,884.99	(869.98)
2,500.00sh PROSHARES ULTRASHORT S&P 500 B	June 17, 2011	June 21, 2011	53,565.01	55,859.99	(2,294.98)
2,500.00sh PROSHARES ULTRASHORT S&P 500 B	June 17, 2011	June 21, 2011	53,515.01	55,834.99	(2,319.98)
2,500.00sh PROSHARES ULTRASHORT S&P 500 B	June 17, 2011	June 21, 2011	53,740.01	55,759.99	(2,019.98)
2,300.00sh PROSHARES ULTRASHORT S&P 500 B	June 17, 2011	June 21, 2011	49,509.81	51,290.00	(1,780.19)

Part I Short-Term Capital Gains and Losses - Assets Held One Year or Less						
(a) Description of Property	(b) Date acquired	(c) Date sold	(d) Sales price	(e) Cost basis	(f) Gain (loss)	
200.00sh PROSHARES ULTRASHORT S&P 500 B	June 17, 2011	June 21, 2011	4,305.20	4,469.99	(164.79)	
2,500.00sh PROSHARES ULTRASHORT S&P 500 B	June 17, 2011	June 21, 2011	53,815.01	55,759.99	(1,944.98)	
2,500.00sh PROSHARES ULTRASHORT S&P 500 B	June 17, 2011	June 21, 2011	53,740.01	55,734.99	(1,994.98)	
2,500.00sh PROSHARES ULTRASHORT S&P 500 B	June 17, 2011	June 21, 2011	53,615.01	55,609.99	(1,994.98)	
2,500.00sh PROSHARES ULTRASHORT S&P 500 B	June 17, 2011	June 21, 2011	53,690.01	55,484.99	(1,794.98)	
2,500.00sh PROSHARES ULTRASHORT S&P 500 B	June 21, 2011	June 21, 2011	53,815.01	53,884.99	(69.98)	
2,500.00sh PROSHARES ULTRASHORT S&P 500 B	June 21, 2011	June 21, 2011	53,965.01	53,859.99	105.02	
2,500.00sh PROSHARES ULTRASHORT S&P 500 B	June 21, 2011	June 21, 2011	54,040.01	53,859.99	180.02	
2,500.00sh PROSHARES ULTRASHORT S&P 500 B	June 21, 2011	June 21, 2011	54,190.01	53,709.99	480.02	
1,400.00sh PROSHARES ULTRASHORT S&P 500 B	June 21, 2011	June 22, 2011	30,366.00	30,245.59	120.41	
1,100.00sh PROSHARES ULTRASHORT S&P 500 B	June 21, 2011	June 22, 2011	23,849.01	23,764.40	84.61	
2,500.00sh PROSHARES ULTRASHORT S&P 500 B	June 21, 2011	June 22, 2011	54,165.01	53,984.99	180.02	
500.00sh PROSHARES ULTRASHORT S&P 500 B	June 21, 2011	June 22, 2011	10,695.00	10,772.00	(77.00)	
2,000.00sh PROSHARES ULTRASHORT S&P 500 B	June 21, 2011	June 22, 2011	42,770.01	43,087.99	(317.98)	
2,500.00sh PROSHARES ULTRASHORT S&P 500 B	June 21, 2011	June 22, 2011	53,565.01	53,755.00	(189.99)	
2,500.00sh PROSHARES ULTRASHORT S&P 500 B	June 21, 2011	June 22, 2011	53,790.01	53,755.00	35.01	
2,500.00sh PROSHARES ULTRASHORT S&P 500 B	June 22, 2011	June 22, 2011	53,865.01	54,309.99	(444.98)	
2,500.00sh PROSHARES ULTRASHORT S&P 500 B	June 22, 2011	June 22, 2011	53,615.01	54,284.99	(669.98)	
900.00sh PROSHARES ULTRASHORT S&P 500 B	June 22, 2011	June 22, 2011	19,323.00	19,497.60	(174.60)	
1,600.00sh PROSHARES ULTRASHORT S&P 500 B	June 22, 2011	June 22, 2011	34,358.01	34,662.39	(304.38)	
500.00sh WALGREEN CO COM BUY TRADE 1000	March 24, 2011	June 23, 2011	21,046.00	20,072.72	973.28	
500.00sh WALGREEN CO COM BUY TRADE 1000	May 11, 2011	June 23, 2011	21,046.00	22,034.99	(988.99)	
250.00sh WALGREEN CO COM BUY TRADE 1000	May 12, 2011	June 23, 2011	10,523.00	11,064.99	(541.99)	
100.00sh PROSHARES ULTRASHORT S&P 500 B	June 22, 2011	June 23, 2011	2,189.60	2,166.00	23.60	
2,400.00sh PROSHARES ULTRASHORT S&P 500 B	June 22, 2011	June 23, 2011	52,550.41	51,993.99	556.42	
2,500.00sh PROSHARES ULTRASHORT S&P 500 B	June 22, 2011	June 23, 2011	55,415.01	54,059.99	1,355.02	
2,500.00sh PROSHARES ULTRASHORT S&P 500 B	June 22, 2011	June 23, 2011	55,540.01	54,084.99	1,455.02	
2,500.00sh PROSHARES ULTRASHORT S&P 500 B	June 22, 2011	June 23, 2011	55,665.01	53,834.99	1,830.02	
2,500.00sh PROSHARES ULTRASHORT S&P 500 B	June 22, 2011	June 23, 2011	55,915.01	53,909.99	2,005.02	
2,500.00sh PROSHARES ULTRASHORT S&P 500 B	June 22, 2011	June 23, 2011	55,965.01	53,934.99	2,030.02	
2,500.00sh PROSHARES ULTRASHORT S&P 500 B	June 23, 2011	June 23, 2011	56,040.01	55,859.99	180.02	
2,500.00sh PROSHARES ULTRASHORT S&P 500 B	June 23, 2011	June 23, 2011	55,940.01	55,684.99	255.02	
1,100.00sh PROSHARES ULTRASHORT S&P 500 B	June 23, 2011	June 23, 2011	24,637.80	24,442.00	195.80	
1,400.00sh PROSHARES ULTRASHORT S&P 500 B	June 23, 2011	June 23, 2011	31,357.20	31,131.99	225.21	
2,500.00sh PROSHARES ULTRASHORT S&P 500 B	June 23, 2011	June 23, 2011	55,995.00	55,509.99	485.01	
580.00sh KILROY REALTY CORP COM BUY TRA	April 14, 2011	June 24, 2011	21,993.60	23,002.79	(1,009.19)	
120.00sh KILROY REALTY CORP COM BUY TRA	April 14, 2011	June 24, 2011	4,547.85	4,759.20	(211.35)	
200.00sh KILROY REALTY CORP COM BUY TRA	May 19, 2011	June 24, 2011	7,579.76	8,083.99	(504.23)	
100.00sh ISHARES BARCLAYS 20+ YR TRES B	June 02, 2011	June 24, 2011	9,696.00	9,681.50	14.50	
400.00sh ISHARES BARCLAYS 20+ YR TRES B	June 02, 2011	June 24, 2011	38,784.01	38,611.99	172.02	
100.00sh ISHARES BARCLAYS 20+ YR TRES B	June 02, 2011	June 24, 2011	9,716.00	9,653.00	63.00	
300.00sh ISHARES BARCLAYS 20+ YR TRES B	June 15, 2011	June 24, 2011	29,148.00	28,846.49	301.51	
100.00sh ISHARES BARCLAYS 20+ YR TRES B	June 15, 2011	June 24, 2011	9,708.01	9,615.50	92.51	
500.00sh ISHARES BARCLAYS 20+ YR TRES B	June 16, 2011	June 24, 2011	48,575.01	48,709.99	(134.98)	
2,500.00sh PROSHARES ULTRASHORT S&P 500 B	June 23, 2011	June 24, 2011	55,515.01	56,059.99	(544.98)	
2,500.00sh PROSHARES ULTRASHORT S&P 500 B	June 23, 2011	June 24, 2011	55,490.01	56,005.00	(514.99)	
500.00sh ISHARES BARCLAYS 20+ YR TRES B	June 16, 2011	June 27, 2011	48,170.01	48,659.99	(489.98)	
2,500.00sh PROSHARES ULTRASHORT S&P 500 B	June 23, 2011	June 27, 2011	55,190.01	56,005.00	(814.99)	
2,500.00sh PROSHARES ULTRASHORT S&P 500 B	June 23, 2011	June 27, 2011	55,390.01	56,234.99	(844.98)	
2,500.00sh PROSHARES ULTRASHORT S&P 500 B	June 23, 2011	June 27, 2011	55,440.01	56,234.99	(794.98)	
2,500.00sh PROSHARES ULTRASHORT S&P 500 B	June 24, 2011	June 28, 2011	53,840.01	55,934.99	(2,094.98)	
2,500.00sh PROSHARES ULTRASHORT S&P 500 B	June 24, 2011	June 28, 2011	54,090.01	55,734.99	(1,644.98)	
2,500.00sh PROSHARES ULTRASHORT S&P 500 B	June 24, 2011	June 28, 2011	54,140.01	55,734.99	(1,594.98)	
500.00sh ISHARES BARCLAYS 20+ YR TRES B	June 16, 2011	June 29, 2011	47,350.00	48,624.99	(1,274.98)	
250.00sh ISHARES BARCLAYS 20+ YR TRES B	June 22, 2011	June 29, 2011	23,675.00	24,269.99	(594.99)	
250.00sh ISHARES BARCLAYS 20+ YR TRES B	June 23, 2011	June 29, 2011	23,675.00	24,367.49	(692.49)	
2,500.00sh PROSHARES ULTRASHORT S&P 500 B	June 27, 2011	June 29, 2011	52,465.01	54,934.99	(2,469.98)	
2,500.00sh PROSHARES ULTRASHORT S&P 500 B	June 27, 2011	June 29, 2011	52,615.01	54,730.00	(2,114.99)	
2,500.00sh PROSHARES ULTRASHORT S&P 500 B	June 27, 2011	June 29, 2011	52,840.01	54,730.00	(1,889.98)	
2,500.00sh PROSHARES ULTRASHORT S&P 500 B	June 28, 2011	June 29, 2011	52,840.01	53,809.99	(969.98)	
2,500.00sh PROSHARES ULTRASHORT S&P 500 B	June 28, 2011	June 29, 2011	52,795.00	54,084.99	(1,289.98)	
2,500.00sh PROSHARES ULTRASHORT S&P 500 B	June 29, 2011	June 29, 2011	52,795.00	52,955.00	(159.99)	
2,025.00sh PROSHARES ULTRASHORT S&P 500 B	June 29, 2011	June 29, 2011	42,525.00	42,893.55	(368.55)	
475.00sh PROSHARES ULTRASHORT S&P 500 B	June 29, 2011	June 29, 2011	9,965.01	10,061.45	(96.44)	
2,500.00sh PROSHARES ULTRASHORT S&P 500 B	June 29, 2011	June 29, 2011	52,990.01	52,909.99	80.02	
2,500.00sh PROSHARES ULTRASHORT S&P 500 B	June 29, 2011	June 29, 2011	53,065.01	52,884.99	180.02	
700.00sh SPDR GOLD TR GOLD SHS ETF BUY	May 06, 2011	June 30, 2011	102,456.01	101,989.99	466.02	
2,500.00sh PROSHARES ULTRASHORT S&P 500 B	June 29, 2011	June 30, 2011	51,540.01	52,734.99	(1,194.98)	
2,500.00sh PROSHARES ULTRASHORT S&P 500 B	June 29, 2011	June 30, 2011	51,665.01	52,709.99	(1,044.98)	
2,500.00sh PROSHARES ULTRASHORT S&P 500 B	June 29, 2011	June 30, 2011	51,740.01	52,759.99	(1,019.98)	
2,500.00sh PROSHARES ULTRASHORT S&P 500 B	June 29, 2011	June 30, 2011	51,690.01	52,759.99	(1,069.98)	
2,500.00sh PROSHARES ULTRASHORT S&P 500 B	June 30, 2011	June 30, 2011	51,615.01	51,534.99	80.02	
2,500.00sh PROSHARES ULTRASHORT S&P 500 B	June 30, 2011	June 30, 2011	51,540.01	51,809.99	(269.98)	
2,500.00sh PROSHARES ULTRASHORT S&P 500 B	June 30, 2011	June 30, 2011	51,815.01	51,784.99	30.02	
2,500.00sh PROSHARES ULTRASHORT S&P 500 B	June 30, 2011	June 30, 2011	51,640.01	51,684.99	(44.98)	
2,500.00sh PROSHARES ULTRASHORT S&P 500 B	June 30, 2011	July 01, 2011	50,465.01	51,684.99	(1,219.98)	
2,500.00sh PROSHARES ULTRASHORT S&P 500 B	June 30, 2011	July 01, 2011	50,615.01	51,659.99	(1,044.98)	
2,500.00sh PROSHARES ULTRASHORT S&P 500 B	June 30, 2011	July 01, 2011	50,790.01	51,634.99	(844.98)	
2,500.00sh PROSHARES ULTRASHORT S&P 500 B	July 01, 2011	July 05, 2011	50,065.01	50,134.99	(69.98)	
500.00sh \$IPO: B&G FOODS INC COM BUY TR	August 11, 2010	July 06, 2011	10,220.01	5,400.00	4,820.01	
200.00sh \$IPO: TORTOISE ENERGY ETF BUY	August 24, 2010	July 06, 2011	7,594.00	6,705.66	888.34	
300.00sh \$IPO: TORTOISE ENERGY ETF BUY	August 26, 2010	July 06, 2011	11,391.01	9,897.75	1,493.26	
1,800.00sh PROSHARES ULTRASHORT S&P 500 B	July 01, 2011	July 06, 2011	36,018.00	36,601.19	(583.19)	
700.00sh PROSHARES ULTRASHORT S&P 500 B	July 01, 2011	July 06, 2011	13,997.01	14,233.80	(236.79)	
2,500.00sh PROSHARES ULTRASHORT S&P 500 B	July 06, 2011	July 06, 2011	50,015.01	50,259.99	(244.98)	
2,500.00sh PROSHARES ULTRASHORT S&P 500 B	July 06, 2011	July 06, 2011	50,090.01	50,184.99	(94.98)	

Part I Short-Term Capital Gains and Losses - Assets Held One Year or Less						
(a) Description of Property	(b) Date acquired	(c) Date sold	(d) Sales price	(e) Cost basis	(f) Gain (loss)	
2,500.00sh PROSHARES ULTRASHORT S&P 500 B	July 06, 2011	July 06, 2011	49,990.01	50,134.99	(144.98)	
2,500.00sh PROSHARES ULTRASHORT S&P 500 B	July 06, 2011	July 08, 2011	49,865.01	50,084.99	(219.98)	
1,968.00sh PROSHARES ULTRASHORT S&P 500 B	July 08, 2011	July 08, 2011	39,253.74	39,241.92	11.82	
532.00sh PROSHARES ULTRASHORT S&P 500 B	July 08, 2011	July 08, 2011	10,611.27	10,618.07	(6.80)	
2,500.00sh PROSHARES ULTRASHORT S&P 500 B	July 08, 2011	July 08, 2011	50,040.01	50,159.99	(119.98)	
2,500.00sh PROSHARES ULTRASHORT S&P 500 B	July 08, 2011	July 08, 2011	50,090.01	50,384.99	(294.98)	
2,500.00sh PROSHARES ULTRASHORT S&P 500 B	July 08, 2011	July 08, 2011	50,120.00	50,309.99	(189.99)	
2,500.00sh PROSHARES ULTRASHORT S&P 500 B	July 08, 2011	July 08, 2011	50,120.00	50,284.99	(164.99)	
2,500.00sh PROSHARES ULTRASHORT S&P 500 B	July 08, 2011	July 08, 2011	50,090.01	50,234.99	(144.98)	
1,500.00sh PFIZER INC COM BUY TRADE 3000	March 03, 2011	July 11, 2011	29,900.01	29,525.99	374.02	
2,494.00sh PROSHARES ULTRASHORT S&P 500 B	July 08, 2011	July 11, 2011	51,276.64	50,089.49	1,187.15	
6.00sh PROSHARES ULTRASHORT S&P 500 B	July 08, 2011	July 11, 2011	113.37	120.50	(7.13)	
2,500.00sh PROSHARES ULTRASHORT S&P 500 B	July 08, 2011	July 11, 2011	51,450.00	50,134.99	1,315.01	
2,270.00sh PROSHARES ULTRASHORT S&P 500 B	July 11, 2011	July 11, 2011	46,716.60	46,884.57	(167.97)	
230.00sh PROSHARES ULTRASHORT S&P 500 B	July 11, 2011	July 11, 2011	4,723.41	4,750.42	(27.01)	
2,500.00sh PROSHARES ULTRASHORT S&P 500 B	July 11, 2011	July 11, 2011	51,420.00	51,634.99	(214.99)	
2,500.00sh PROSHARES ULTRASHORT S&P 500 B	July 11, 2011	July 11, 2011	51,420.00	51,609.99	(189.99)	
2,500.00sh PROSHARES ULTRASHORT S&P 500 B	July 11, 2011	July 11, 2011	51,340.01	51,559.99	(219.98)	
2,500.00sh PROSHARES ULTRASHORT S&P 500 B	July 11, 2011	July 11, 2011	51,465.01	51,609.99	(144.98)	
2,500.00sh PROSHARES ULTRASHORT S&P 500 B	July 11, 2011	July 11, 2011	51,465.01	51,534.99	(69.98)	
2,500.00sh PROSHARES ULTRASHORT S&P 500 B	July 11, 2011	July 11, 2011	51,090.01	51,534.99	(444.98)	
59.00sh IPO: B&G FOODS INC COM BUY TR	August 11, 2010	July 12, 2011	1,211.27	637.20	574.07	
191.00sh IPO: B&G FOODS INC COM BUY TR	August 11, 2010	July 12, 2011	3,921.23	2,067.13	1,854.10	
150.00sh IPO: B&G FOODS INC COM BUY TR	August 11, 2010	July 12, 2011	3,082.50	1,623.40	1,459.10	
100.00sh IPO: B&G FOODS INC COM BUY TR	August 11, 2010	July 12, 2011	2,045.01	1,082.27	962.74	
2,500.00sh PROSHARES ULTRASHORT S&P 500 B	July 11, 2011	July 12, 2011	51,765.01	51,384.99	380.02	
2,500.00sh PROSHARES ULTRASHORT S&P 500 B	July 11, 2011	July 12, 2011	51,065.01	51,334.99	(269.98)	
2,500.00sh PROSHARES ULTRASHORT S&P 500 B	July 11, 2011	July 12, 2011	51,215.01	51,359.99	(144.98)	
2,500.00sh PROSHARES ULTRASHORT S&P 500 B	July 11, 2011	July 12, 2011	51,265.01	51,284.99	(19.98)	
2,500.00sh PROSHARES ULTRASHORT S&P 500 B	July 11, 2011	July 12, 2011	51,345.00	51,334.99	10.01	
2,500.00sh PROSHARES ULTRASHORT S&P 500 B	July 11, 2011	July 12, 2011	51,345.00	51,209.99	135.01	
2,500.00sh PROSHARES ULTRASHORT S&P 500 B	July 12, 2011	July 12, 2011	51,165.01	51,934.99	(769.98)	
2,500.00sh PROSHARES ULTRASHORT S&P 500 B	July 12, 2011	July 12, 2011	51,240.01	51,809.99	(569.98)	
2,500.00sh PROSHARES ULTRASHORT S&P 500 B	July 12, 2011	July 12, 2011	51,290.01	51,734.99	(444.98)	
250.00sh NETFLIX.COM INC COM SHORT SALE	July 12, 2011	July 12, 2011	72,250.01	73,817.49	(1,567.48)	
200.00sh APPLE INC COM BUY TRADE 100 @1	July 12, 2011	July 12, 2011	70,880.01	71,305.99	(425.98)	
100.00sh INTL BUSINESS MACHINES COM BUY	July 11, 2011	July 13, 2011	17,463.00	17,591.00	(128.00)	
290.00sh INTL BUSINESS MACHINES COM BUY	July 11, 2011	July 13, 2011	50,642.70	51,026.94	(384.24)	
80.00sh INTL BUSINESS MACHINES COM BUY	July 11, 2011	July 13, 2011	13,971.20	14,076.40	(105.20)	
20.00sh INTL BUSINESS MACHINES COM BUY	July 11, 2011	July 13, 2011	3,492.80	3,519.10	(26.30)	
10.00sh INTL BUSINESS MACHINES COM BUY	July 11, 2011	July 13, 2011	1,736.41	1,759.55	(23.14)	
2,500.00sh PROSHARES ULTRASHORT S&P 500 B	July 12, 2011	July 13, 2011	51,465.01	51,709.99	(244.98)	
2,500.00sh PROSHARES ULTRASHORT S&P 500 B	July 12, 2011	July 13, 2011	51,645.00	51,684.99	(39.99)	
2,500.00sh PROSHARES ULTRASHORT S&P 500 B	July 12, 2011	July 13, 2011	51,645.00	51,659.99	(14.99)	
2,500.00sh PROSHARES ULTRASHORT S&P 500 B	July 12, 2011	July 13, 2011	50,990.01	51,609.99	(619.98)	
2,500.00sh PROSHARES ULTRASHORT S&P 500 B	July 12, 2011	July 13, 2011	51,015.01	51,609.99	(594.98)	
2,500.00sh PROSHARES ULTRASHORT S&P 500 B	July 12, 2011	July 13, 2011	51,115.01	51,534.99	(419.98)	
2,500.00sh PROSHARES ULTRASHORT S&P 500 B	July 12, 2011	July 13, 2011	51,115.01	51,359.99	(244.98)	
2,500.00sh PROSHARES ULTRASHORT S&P 500 B	July 12, 2011	July 13, 2011	50,690.01	51,534.99	(844.98)	
2,500.00sh PROSHARES ULTRASHORT S&P 500 B	July 12, 2011	July 13, 2011	50,815.01	51,459.99	(644.98)	
2,500.00sh PROSHARES ULTRASHORT S&P 500 B	July 12, 2011	July 13, 2011	50,440.01	51,334.99	(894.98)	
2,500.00sh PROSHARES ULTRASHORT S&P 500 B	July 13, 2011	July 13, 2011	50,490.01	51,609.99	(1,119.98)	
2,500.00sh PROSHARES ULTRASHORT S&P 500 B	July 13, 2011	July 13, 2011	50,540.01	51,609.99	(1,069.98)	
1,226.00sh PROSHARES ULTRASHORT S&P 500 B	July 13, 2011	July 13, 2011	24,821.60	25,218.82	(397.22)	
1,274.00sh PROSHARES ULTRASHORT S&P 500 B	July 13, 2011	July 13, 2011	25,793.41	26,216.17	(422.76)	
700.00sh PROSHARES ULTRASHORT S&P 500 B	July 13, 2011	July 13, 2011	14,179.20	14,378.00	(198.80)	
1,800.00sh PROSHARES ULTRASHORT S&P 500 B	July 13, 2011	July 13, 2011	36,460.81	36,999.99	(539.18)	
2,500.00sh PROSHARES ULTRASHORT S&P 500 B	July 13, 2011	July 13, 2011	50,640.01	51,334.99	(694.98)	
4,000.00sh SPRINT NEXTEL CORP COM BUY TRA	July 06, 2011	July 14, 2011	20,830.01	22,006.66	(1,176.65)	
1,000.00sh AKAMAI TECHNOLOGIES COM BUY TR	July 08, 2011	July 14, 2011	29,810.01	31,469.99	(1,659.98)	
2,500.00sh PROSHARES ULTRASHORT S&P 500 B	July 13, 2011	July 14, 2011	51,665.01	51,284.99	380.02	
2,500.00sh PROSHARES ULTRASHORT S&P 500 B	July 13, 2011	July 14, 2011	51,690.01	51,034.99	655.02	
2,500.00sh PROSHARES ULTRASHORT S&P 500 B	July 13, 2011	July 14, 2011	51,715.01	50,934.99	780.02	
2,400.00sh PROSHARES ULTRASHORT S&P 500 B	July 13, 2011	July 14, 2011	49,766.41	48,840.00	926.41	
100.00sh PROSHARES ULTRASHORT S&P 500 B	July 13, 2011	July 14, 2011	2,073.60	2,044.99	28.61	
2,500.00sh PROSHARES ULTRASHORT S&P 500 B	July 13, 2011	July 14, 2011	51,795.00	50,884.99	910.01	
2,500.00sh PROSHARES ULTRASHORT S&P 500 B	July 13, 2011	July 14, 2011	51,795.00	50,809.99	985.01	
1,100.00sh PROSHARES ULTRASHORT S&P 500 B	July 13, 2011	July 14, 2011	22,847.00	22,299.20	547.80	
900.00sh PROSHARES ULTRASHORT S&P 500 B	July 13, 2011	July 14, 2011	18,702.00	18,244.80	457.20	
3,000.00sh PROSHARES ULTRASHORT S&P 500 B	July 13, 2011	July 14, 2011	62,330.01	60,815.99	1,514.02	
2,500.00sh PROSHARES ULTRASHORT S&P 500 B	July 13, 2011	July 14, 2011	51,920.00	50,659.99	1,260.01	
1,000.00sh PROSHARES ULTRASHORT S&P 500 B	July 14, 2011	July 14, 2011	20,768.00	20,950.00	(182.00)	
1,500.00sh PROSHARES ULTRASHORT S&P 500 B	July 14, 2011	July 14, 2011	31,152.00	31,449.99	(297.99)	
2,500.00sh PROSHARES ULTRASHORT S&P 500 B	July 14, 2011	July 14, 2011	51,945.00	52,184.99	(239.99)	
2,500.00sh PROSHARES ULTRASHORT S&P 500 B	July 14, 2011	July 14, 2011	51,945.00	52,159.99	(214.99)	
5,000.00sh PROSHARES ULTRASHORT S&P 500 B	July 14, 2011	July 14, 2011	103,990.01	104,209.99	(219.98)	
2,500.00sh PROSHARES ULTRASHORT S&P 500 B	July 14, 2011	July 14, 2011	51,990.01	52,034.99	(44.98)	
2,500.00sh PROSHARES ULTRASHORT S&P 500 B	July 14, 2011	July 14, 2011	51,740.01	52,055.00	(314.99)	
2,500.00sh PROSHARES ULTRASHORT S&P 500 B	July 14, 2011	July 14, 2011	51,865.01	52,055.00	(189.99)	
2,500.00sh PROSHARES ULTRASHORT S&P 500 B	July 14, 2011	July 14, 2011	51,890.01	52,259.99	(369.98)	
2,500.00sh PROSHARES ULTRASHORT S&P 500 B	July 14, 2011	July 14, 2011	51,915.01	52,259.99	(344.98)	
2,500.00sh PROSHARES ULTRASHORT S&P 500 B	July 14, 2011	July 14, 2011	51,915.01	52,209.99	(294.98)	
2,500.00sh PROSHARES ULTRASHORT S&P 500 B	July 14, 2011	July 14, 2011	51,395.00	52,159.99	(764.99)	
2,500.00sh PROSHARES ULTRASHORT S&P 500 B	July 14, 2011	July 14, 2011	51,395.00	52,109.99	(714.99)	
2,500.00sh PROSHARES ULTRASHORT S&P 500 B	July 14, 2011	July 15, 2011	51,740.01	52,084.99	(344.98)	
1,000.00sh PROSHARES ULTRASHORT S&P 500 B	July 14, 2011	July 15, 2011	20,730.00	20,764.00	(34.00)	

Part I Short-Term Capital Gains and Losses - Assets Held One Year or Less					
(a) Description of Property	(b) Date acquired	(c) Date sold	(d) Sales price	(e) Cost basis	(f) Gain (loss)
1,500.00sh PROSHARES ULTRASHORT S&P 500 B	July 14, 2011	July 15, 2011	31,085.01	31,145.99	(60.98)
2,500.00sh PROSHARES ULTRASHORT S&P 500 B	July 14, 2011	July 15, 2011	51,940.01	52,009.99	(69.98)
2,500.00sh PROSHARES ULTRASHORT S&P 500 B	July 14, 2011	July 15, 2011	51,940.01	51,780.00	160.01
2,500.00sh PROSHARES ULTRASHORT S&P 500 B	July 14, 2011	July 15, 2011	51,690.01	51,780.00	(89.99)
2,500.00sh PROSHARES ULTRASHORT S&P 500 B	July 14, 2011	July 15, 2011	51,820.00	51,709.99	110.01
2,500.00sh PROSHARES ULTRASHORT S&P 500 B	July 14, 2011	July 15, 2011	51,820.00	51,659.99	160.01
5,000.00sh PROSHARES ULTRASHORT S&P 500 B	July 14, 2011	July 15, 2011	103,740.01	103,209.99	530.02
2,500.00sh PROSHARES ULTRASHORT S&P 500 B	July 14, 2011	July 15, 2011	52,220.00	51,584.99	635.01
2,500.00sh PROSHARES ULTRASHORT S&P 500 B	July 14, 2011	July 15, 2011	52,220.00	51,559.99	660.01
500.00sh ISHARES SILVER TRUST BUY TRADE	June 23, 2011	July 18, 2011	19,570.01	17,209.99	2,360.01
500.00sh ISHARES SILVER TRUST BUY TRADE	June 23, 2011	July 18, 2011	19,570.01	17,148.33	2,421.68
2,000.00sh SPRINT NEXTEL CORP COM BUY TRA	July 06, 2011	July 18, 2011	10,355.00	11,003.33	(648.33)
500.00sh FIRST TRUST EXCHANGE TRADED FU	July 08, 2011	July 18, 2011	9,682.50	10,209.99	(527.49)
1,500.00sh FIRST TRUST EXCHANGE TRADED FU	July 08, 2011	July 18, 2011	29,047.51	30,594.99	(1,547.48)
900.00sh SPRINT NEXTEL CORP COM BUY TRA	July 08, 2011	July 18, 2011	4,659.75	4,941.00	(281.25)
400.00sh SPRINT NEXTEL CORP COM BUY TRA	July 08, 2011	July 18, 2011	2,071.00	2,196.00	(125.00)
700.00sh SPRINT NEXTEL CORP COM BUY TRA	July 08, 2011	July 18, 2011	3,624.25	3,852.99	(228.74)
2,300.00sh PROSHARES ULTRASHORT S&P 500 B	July 14, 2011	July 18, 2011	48,277.00	47,343.19	933.81
200.00sh PROSHARES ULTRASHORT S&P 500 B	July 14, 2011	July 18, 2011	4,188.01	4,116.80	71.21
2,500.00sh PROSHARES ULTRASHORT S&P 500 B	July 15, 2011	July 18, 2011	52,565.01	52,234.99	330.02
2,500.00sh PROSHARES ULTRASHORT S&P 500 B	July 15, 2011	July 18, 2011	52,640.01	52,209.99	430.02
2,500.00sh PROSHARES ULTRASHORT S&P 500 B	July 15, 2011	July 18, 2011	52,915.01	52,034.99	880.02
1,700.00sh PROSHARES ULTRASHORT S&P 500 B	July 15, 2011	July 18, 2011	35,887.00	35,618.40	268.60
800.00sh PROSHARES ULTRASHORT S&P 500 B	July 15, 2011	July 18, 2011	16,878.01	16,761.60	116.41
300.00sh SPDR GOLD TR GOLD SHS ETF BUY	May 06, 2011	July 19, 2011	46,455.01	43,710.00	2,745.01
200.00sh SPDR GOLD TR GOLD SHS ETF BUY	May 09, 2011	July 19, 2011	30,970.00	29,426.00	1,544.01
300.00sh SPDR GOLD TR GOLD SHS ETF BUY	May 09, 2011	July 19, 2011	46,545.00	44,138.99	2,406.01
200.00sh SPDR GOLD TR GOLD SHS ETF BUY	June 22, 2011	July 19, 2011	31,030.00	30,373.99	656.01
200.00sh ISHARES SILVER TRUST BUY TRADE	June 23, 2011	July 19, 2011	7,736.00	6,859.33	876.67
300.00sh ISHARES SILVER TRUST BUY TRADE	June 23, 2011	July 19, 2011	11,594.01	10,289.00	1,305.01
500.00sh SPDR GOLD TR GOLD SHS ETF BUY	July 12, 2011	July 19, 2011	77,575.01	76,409.99	1,165.02
1,000.00sh PROSHARES ULTRASHORT S&P 500 B	July 15, 2011	July 19, 2011	20,420.00	20,952.00	(532.00)
1,500.00sh PROSHARES ULTRASHORT S&P 500 B	July 15, 2011	July 19, 2011	30,620.01	31,428.00	(807.99)
1,000.00sh PROSHARES ULTRASHORT S&P 500 B	July 18, 2011	July 19, 2011	20,460.00	21,144.00	(684.00)
1,500.00sh PROSHARES ULTRASHORT S&P 500 B	July 18, 2011	July 19, 2011	30,680.01	31,715.99	(1,035.98)
500.00sh EZCORP INC CL A NON VTG BUY TR	May 09, 2011	July 20, 2011	18,320.01	15,255.00	3,065.01
2,500.00sh PROSHARES ULTRASHORT S&P 500 B	July 18, 2011	July 20, 2011	50,515.01	52,759.99	(2,244.98)
2,500.00sh PROSHARES ULTRASHORT S&P 500 B	July 18, 2011	July 20, 2011	50,540.01	53,130.00	(2,589.99)
500.00sh SPDR GOLD TR GOLD SHS ETF BUY	July 12, 2011	July 21, 2011	77,365.01	76,284.99	1,080.02
2,500.00sh PROSHARES ULTRASHORT S&P 500 B	July 18, 2011	July 21, 2011	49,215.01	53,130.00	(3,914.99)
2,500.00sh PROSHARES ULTRASHORT S&P 500 B	July 18, 2011	July 21, 2011	49,515.01	53,034.99	(3,519.98)
2,500.00sh PROSHARES ULTRASHORT S&P 500 B	July 20, 2011	July 21, 2011	49,645.00	50,934.99	(1,289.98)
2,500.00sh PROSHARES ULTRASHORT S&P 500 B	July 20, 2011	July 21, 2011	49,645.00	50,959.99	(1,314.98)
2,500.00sh PROSHARES ULTRASHORT S&P 500 B	July 21, 2011	July 21, 2011	49,515.01	49,584.99	(69.98)
40 EBAY INC EBAY Jul 16 11 32.0 P	July 11, 2011	July 22, 2011	0.00	1,119.99	(1,119.99)
2,500.00sh PROSHARES ULTRASHORT S&P 500 B	July 21, 2011	July 22, 2011	49,390.01	49,534.99	(144.98)
2,000.00sh PROSHARES ULTRASHORT S&P 500 B	July 22, 2011	July 22, 2011	39,560.00	39,627.99	(67.99)
500.00sh PROSHARES ULTRASHORT S&P 500 B	July 22, 2011	July 22, 2011	9,880.01	9,907.00	(26.99)
2,500.00sh PROSHARES ULTRASHORT S&P 500 B	July 22, 2011	July 22, 2011	49,440.01	49,509.99	(69.98)
300.00sh ISHARES IBOXX HI YIELD CAP BON	August 02, 2010	July 25, 2011	27,444.00	26,499.99	944.01
200.00sh ISHARES IBOXX HI YIELD CAP BON	August 12, 2010	July 25, 2011	18,296.00	17,345.99	950.01
200.00sh ISHARES IBOXX HI YIELD CAP BON	September 10, 2010	July 25, 2011	18,296.00	17,657.99	638.01
500.00sh SHIP FINANCE INTERNATIONAL COM	July 07, 2011	July 25, 2011	8,285.00	9,140.00	(855.00)
632.00sh SHIP FINANCE INTERNATIONAL COM	July 07, 2011	July 25, 2011	10,472.24	11,559.28	(1,087.04)
368.00sh SHIP FINANCE INTERNATIONAL COM	July 07, 2011	July 25, 2011	6,097.76	6,738.64	(640.88)
500.00sh SHIP FINANCE INTERNATIONAL COM	July 07, 2011	July 25, 2011	8,280.01	9,155.75	(875.74)
1,000.00sh PROSHARES ULTRASHORT S&P 500 B	July 22, 2011	July 25, 2011	19,890.00	19,794.00	96.00
1,500.00sh PROSHARES ULTRASHORT S&P 500 B	July 22, 2011	July 25, 2011	29,825.01	29,690.99	134.02
2,500.00sh PROSHARES ULTRASHORT S&P 500 B	July 22, 2011	July 25, 2011	49,740.01	49,459.99	280.02
1,300.00sh PROSHARES ULTRASHORT S&P 500 B	July 22, 2011	July 25, 2011	25,896.00	25,706.19	189.81
1,200.00sh PROSHARES ULTRASHORT S&P 500 B	July 22, 2011	July 25, 2011	23,894.01	23,728.80	165.21
2,500.00sh PROSHARES ULTRASHORT S&P 500 B	July 22, 2011	July 25, 2011	49,815.01	49,909.99	(94.98)
2,500.00sh PROSHARES ULTRASHORT S&P 500 B	July 25, 2011	July 25, 2011	49,746.67	49,934.99	(188.32)
2,500.00sh PROSHARES ULTRASHORT S&P 500 B	July 25, 2011	July 25, 2011	49,746.67	49,934.99	(188.32)
2,500.00sh PROSHARES ULTRASHORT S&P 500 B	July 25, 2011	July 25, 2011	49,746.67	49,834.99	(88.32)
5,000.00sh PROSHARES ULTRASHORT S&P 500 B	July 25, 2011	July 25, 2011	99,240.01	99,859.99	(619.98)
2,500.00sh PROSHARES ULTRASHORT S&P 500 B	July 25, 2011	July 26, 2011	49,790.01	49,859.99	(69.98)
2,500.00sh PROSHARES ULTRASHORT S&P 500 B	July 25, 2011	July 26, 2011	49,890.01	49,859.99	30.02
2,500.00sh PROSHARES ULTRASHORT S&P 500 B	July 25, 2011	July 26, 2011	49,915.01	49,809.99	105.02
2,500.00sh PROSHARES ULTRASHORT S&P 500 B	July 25, 2011	July 26, 2011	50,090.01	49,809.99	280.02
2,500.00sh PROSHARES ULTRASHORT S&P 500 B	July 25, 2011	July 26, 2011	50,220.00	49,784.99	435.01
2,500.00sh PROSHARES ULTRASHORT S&P 500 B	July 25, 2011	July 26, 2011	50,220.00	49,734.99	485.01
2,500.00sh PROSHARES ULTRASHORT S&P 500 B	July 25, 2011	July 26, 2011	50,315.01	50,009.99	305.02
2,500.00sh PROSHARES ULTRASHORT S&P 500 B	July 26, 2011	July 27, 2011	52,296.67	50,134.99	2,161.68
2,500.00sh PROSHARES ULTRASHORT S&P 500 B	July 26, 2011	July 27, 2011	52,296.67	50,134.99	2,161.68
2,500.00sh PROSHARES ULTRASHORT S&P 500 B	July 26, 2011	July 27, 2011	52,296.67	49,859.99	2,436.68
2,500.00sh PROSHARES ULTRASHORT S&P 500 B	July 26, 2011	July 27, 2011	52,070.00	50,184.99	1,885.02
2,500.00sh PROSHARES ULTRASHORT S&P 500 B	July 26, 2011	July 27, 2011	52,070.00	50,109.99	1,960.02
4,300.00sh PROSHARES ULTRASHORT S&P 500 B	July 27, 2011	July 27, 2011	89,646.41	89,956.00	(309.59)
100.00sh PROSHARES ULTRASHORT S&P 500 B	July 27, 2011	July 27, 2011	2,084.80	2,092.00	(7.20)
300.00sh PROSHARES ULTRASHORT S&P 500 B	July 27, 2011	July 27, 2011	6,254.40	6,276.00	(21.60)
100.00sh PROSHARES ULTRASHORT S&P 500 B	July 27, 2011	July 27, 2011	2,084.80	2,092.00	(7.20)
200.00sh PROSHARES ULTRASHORT S&P 500 B	July 27, 2011	July 27, 2011	4,169.60	4,193.99	(24.39)
5,000.00sh PROSHARES ULTRASHORT S&P 500 B	July 27, 2011	July 27, 2011	104,240.01	104,459.99	(219.98)
5,000.00sh PROSHARES ULTRASHORT S&P 500 B	July 27, 2011	July 27, 2011	104,240.01	104,909.99	(669.98)
5,000.00sh PROSHARES ULTRASHORT S&P 500 B	July 27, 2011	July 27, 2011	104,540.01	104,709.99	(169.98)

Part I Short-Term Capital Gains and Losses - Assets Held One Year or Less						
(a) Description of Property	(b) Date acquired	(c) Date sold	(d) Sales price	(e) Cost basis	(f) Gain (loss)	
3,000.00sh PROSHARES ULTRASHORT S&P 500 B	July 27, 2011	July 27, 2011	62,394.01	62,790.00	(395.99)	
2,000.00sh PROSHARES ULTRASHORT S&P 500 B	July 27, 2011	July 27, 2011	41,596.00	41,869.99	(273.99)	
3,000.00sh PROSHARES ULTRASHORT S&P 500 B	July 27, 2011	July 27, 2011	62,424.01	62,700.00	(275.99)	
2,000.00sh PROSHARES ULTRASHORT S&P 500 B	July 27, 2011	July 27, 2011	41,616.00	41,809.99	(193.99)	
3,800.00sh PROSHARES ULTRASHORT S&P 500 B	July 27, 2011	July 27, 2011	78,918.41	79,382.00	(463.59)	
1,200.00sh PROSHARES ULTRASHORT S&P 500 B	July 27, 2011	July 27, 2011	24,921.60	25,077.99	(156.39)	
5,000.00sh PROSHARES ULTRASHORT S&P 500 B	July 27, 2011	July 27, 2011	102,990.01	104,209.99	(1,219.98)	
2,500.00sh PROSHARES ULTRASHORT S&P 500 B	July 27, 2011	July 27, 2011	51,565.01	52,055.00	(489.99)	
2,500.00sh PROSHARES ULTRASHORT S&P 500 B	July 27, 2011	July 27, 2011	51,615.01	52,055.00	(439.99)	
2,500.00sh PROSHARES ULTRASHORT S&P 500 B	July 27, 2011	July 27, 2011	51,740.01	51,984.99	(244.98)	
2,500.00sh PROSHARES ULTRASHORT S&P 500 B	July 27, 2011	July 27, 2011	51,665.01	51,830.00	(164.99)	
100.00sh EMPRESA NACIONAL ELECTRIC SPON	March 22, 2011	July 28, 2011	5,380.00	5,298.00	82.00	
85.00sh EMPRESA NACIONAL ELECTRIC SPON	March 22, 2011	July 28, 2011	4,572.64	4,503.30	69.34	
115.00sh EMPRESA NACIONAL ELECTRIC SPON	March 22, 2011	July 28, 2011	6,186.51	6,103.84	82.67	
300.00sh EMPRESA NACIONAL ELECTRIC SPON	March 23, 2011	July 28, 2011	16,138.72	16,044.99	93.73	
200.00sh EMPRESA NACIONAL ELECTRIC SPON	June 03, 2011	July 28, 2011	10,759.15	11,323.99	(564.84)	
2,500.00sh PROSHARES ULTRASHORT S&P 500 B	July 27, 2011	July 28, 2011	52,640.01	51,830.00	810.01	
2,500.00sh PROSHARES ULTRASHORT S&P 500 B	July 27, 2011	July 28, 2011	52,595.00	51,759.99	835.01	
2,500.00sh PROSHARES ULTRASHORT S&P 500 B	July 27, 2011	July 28, 2011	52,595.00	51,784.99	810.01	
2,500.00sh PROSHARES ULTRASHORT S&P 500 B	July 27, 2011	July 28, 2011	52,620.00	51,584.99	1,035.02	
2,500.00sh PROSHARES ULTRASHORT S&P 500 B	July 27, 2011	July 28, 2011	52,620.00	51,559.99	1,060.02	
2,500.00sh PROSHARES ULTRASHORT S&P 500 B	July 27, 2011	July 28, 2011	52,647.50	51,559.99	1,087.51	
2,500.00sh PROSHARES ULTRASHORT S&P 500 B	July 27, 2011	July 28, 2011	52,647.50	51,509.99	1,137.51	
2,500.00sh PROSHARES ULTRASHORT S&P 500 B	July 27, 2011	July 28, 2011	52,647.50	51,859.99	787.51	
2,500.00sh PROSHARES ULTRASHORT S&P 500 B	July 27, 2011	July 28, 2011	52,647.50	51,784.99	862.51	
2,500.00sh PROSHARES ULTRASHORT S&P 500 B	July 27, 2011	July 28, 2011	52,120.00	51,734.99	385.01	
2,500.00sh PROSHARES ULTRASHORT S&P 500 B	July 27, 2011	July 28, 2011	52,120.00	51,659.99	460.01	
2,500.00sh PROSHARES ULTRASHORT S&P 500 B	July 28, 2011	July 28, 2011	51,390.01	52,684.99	(1,294.98)	
2,500.00sh PROSHARES ULTRASHORT S&P 500 B	July 28, 2011	July 28, 2011	51,440.01	52,684.99	(1,244.98)	
200.00sh PROSHARES ULTRASHORT S&P 500 B	July 28, 2011	July 28, 2011	4,119.20	4,208.00	(88.80)	
200.00sh PROSHARES ULTRASHORT S&P 500 B	July 28, 2011	July 28, 2011	4,119.20	4,208.00	(88.80)	
1,800.00sh PROSHARES ULTRASHORT S&P 500 B	July 28, 2011	July 28, 2011	37,072.81	37,872.00	(799.19)	
200.00sh PROSHARES ULTRASHORT S&P 500 B	July 28, 2011	July 28, 2011	4,119.20	4,208.00	(88.80)	
100.00sh PROSHARES ULTRASHORT S&P 500 B	July 28, 2011	July 28, 2011	2,059.60	2,113.99	(54.39)	
1,000.00sh PROSHARES ULTRASHORT S&P 500 B	July 28, 2011	July 28, 2011	20,630.00	21,024.00	(394.00)	
1,500.00sh PROSHARES ULTRASHORT S&P 500 B	July 28, 2011	July 28, 2011	30,935.01	31,535.99	(600.98)	
1,000.00sh PROSHARES ULTRASHORT S&P 500 B	July 28, 2011	July 28, 2011	20,660.00	20,994.00	(334.00)	
1,500.00sh PROSHARES ULTRASHORT S&P 500 B	July 28, 2011	July 28, 2011	30,980.01	31,490.99	(510.98)	
2,500.00sh PROSHARES ULTRASHORT S&P 500 B	July 28, 2011	July 28, 2011	51,640.01	52,409.99	(769.98)	
2,500.00sh PROSHARES ULTRASHORT S&P 500 B	July 28, 2011	July 28, 2011	51,690.01	52,359.99	(669.98)	
1,500.00sh PROSHARES ULTRASHORT S&P 500 B	July 28, 2011	July 29, 2011	31,914.01	31,410.00	504.01	
1,000.00sh PROSHARES ULTRASHORT S&P 500 B	July 28, 2011	July 29, 2011	21,276.00	20,949.99	326.01	
2,500.00sh PROSHARES ULTRASHORT S&P 500 B	July 28, 2011	July 29, 2011	53,065.01	52,230.00	835.01	
2,500.00sh PROSHARES ULTRASHORT S&P 500 B	July 28, 2011	July 29, 2011	53,315.01	52,230.00	1,085.02	
2,500.00sh PROSHARES ULTRASHORT S&P 500 B	July 28, 2011	July 29, 2011	52,640.01	52,209.99	430.02	
150.00sh L-3 COMMUNICATIONS CORP COM BU	January 20, 2011	August 01, 2011	11,503.50	11,730.00	(226.50)	
100.00sh L-3 COMMUNICATIONS CORP COM BU	January 20, 2011	August 01, 2011	7,660.01	7,820.00	(159.99)	
100.00sh PROSHARES ULTRASHORT S&P 500 B	July 28, 2011	August 01, 2011	2,145.00	2,086.00	59.00	
800.00sh PROSHARES ULTRASHORT S&P 500 B	July 28, 2011	August 01, 2011	17,160.00	16,699.33	460.67	
1,600.00sh PROSHARES ULTRASHORT S&P 500 B	July 28, 2011	August 01, 2011	34,310.01	33,398.66	911.35	
1,900.00sh PROSHARES ULTRASHORT S&P 500 B	July 28, 2011	August 01, 2011	40,937.41	39,558.00	1,379.41	
600.00sh PROSHARES ULTRASHORT S&P 500 B	July 28, 2011	August 01, 2011	12,927.60	12,501.99	425.61	
2,500.00sh PROSHARES ULTRASHORT S&P 500 B	July 28, 2011	August 01, 2011	53,890.01	51,984.99	1,905.02	
2,500.00sh PROSHARES ULTRASHORT S&P 500 B	July 28, 2011	August 01, 2011	54,040.01	51,934.99	2,105.02	
2,500.00sh PROSHARES ULTRASHORT S&P 500 B	July 28, 2011	August 01, 2011	54,165.01	51,784.99	2,380.02	
900.00sh PROSHARES ULTRASHORT S&P 500 B	July 28, 2011	August 01, 2011	19,510.20	18,621.00	889.20	
1,600.00sh PROSHARES ULTRASHORT S&P 500 B	July 28, 2011	August 01, 2011	34,684.80	33,129.99	1,554.81	
2,500.00sh PROSHARES ULTRASHORT S&P 500 B	July 28, 2011	August 01, 2011	54,195.00	51,534.99	2,660.01	
2,500.00sh PROSHARES ULTRASHORT S&P 500 B	July 29, 2011	August 01, 2011	54,340.01	53,384.99	955.02	
2,500.00sh PROSHARES ULTRASHORT S&P 500 B	July 29, 2011	August 01, 2011	54,370.00	53,159.99	1,210.02	
2,500.00sh PROSHARES ULTRASHORT S&P 500 B	August 01, 2011	August 01, 2011	54,370.00	53,834.99	535.01	
5,000.00sh PROSHARES ULTRASHORT S&P 500 B	August 01, 2011	August 01, 2011	108,790.01	108,209.99	580.02	
2,500.00sh PROSHARES ULTRASHORT S&P 500 B	August 01, 2011	August 01, 2011	54,445.00	54,059.99	385.01	
2,500.00sh PROSHARES ULTRASHORT S&P 500 B	August 01, 2011	August 01, 2011	54,445.00	54,580.00	(134.99)	
2,500.00sh PROSHARES ULTRASHORT S&P 500 B	August 01, 2011	August 01, 2011	54,570.00	54,580.00	(9.99)	
2,500.00sh PROSHARES ULTRASHORT S&P 500 B	August 01, 2011	August 01, 2011	54,570.00	54,480.00	90.01	
2,500.00sh PROSHARES ULTRASHORT S&P 500 B	August 01, 2011	August 01, 2011	54,595.00	54,480.00	115.01	
2,500.00sh PROSHARES ULTRASHORT S&P 500 B	August 01, 2011	August 01, 2011	54,595.00	54,830.00	(234.99)	
80.00sh DIREXIONSHARES LARGE CAP BEAR	April 09, 2010	August 02, 2011	5,272.00	3,172.80	2,099.20	
120.00sh DIREXIONSHARES LARGE CAP BEAR	April 09, 2010	August 02, 2011	7,908.00	4,759.20	3,148.80	
400.00sh DIREXIONSHARES LARGE CAP BEAR	April 14, 2010	August 02, 2011	25,250.01	15,864.00	9,386.01	
20.00sh DIREXIONSHARES LARGE CAP BEAR	April 23, 2010	August 02, 2011	1,213.01	793.20	419.81	
380.00sh DIREXIONSHARES LARGE CAP BEAR	April 23, 2010	August 02, 2011	23,237.00	15,070.80	8,166.20	
200.00sh DIREXIONSHARES 3X BEAR ETF SHO	April 23, 2010	August 02, 2011	11,135.00	10,552.00	583.01	
200.00sh DIREXIONSHARES 3X BEAR ETF SHO	August 03, 2010	August 02, 2011	13,100.01	10,552.00	2,548.01	
400.00sh DIREXIONSHARES 3X BEAR ETF SHO	September 03, 2010	August 02, 2011	27,510.01	21,104.00	6,406.01	
80.00sh DIREXIONSHARES 3X BEAR ETF SHO	September 20, 2010	August 02, 2011	5,164.00	4,220.80	943.20	
60.00sh DIREXIONSHARES 3X BEAR ETF SHO	September 20, 2010	August 02, 2011	3,873.00	3,165.60	707.40	
60.00sh DIREXIONSHARES 3X BEAR ETF SHO	September 20, 2010	August 02, 2011	3,863.01	3,165.60	697.41	
50.00sh AMERICAN TOWER CORP CLASS A CO	March 02, 2011	August 02, 2011	2,528.75	2,613.50	(84.75)	
350.00sh AMERICAN TOWER CORP CLASS A CO	March 11, 2011	August 02, 2011	17,701.26	17,729.24	(27.98)	
828.00sh \$IPO: BLACKROCK ECOSOLUTIONS I	April 19, 2011	August 02, 2011	8,073.00	10,093.31	(2,020.31)	
500.00sh \$IPO: BLACKROCK ECOSOLUTIONS I	April 19, 2011	August 02, 2011	4,875.00	6,085.00	(1,210.00)	
500.00sh \$IPO: BLACKROCK ECOSOLUTIONS I	April 19, 2011	August 02, 2011	4,875.00	6,094.99	(1,219.99)	
172.00sh \$IPO: BLACKROCK ECOSOLUTIONS I	April 20, 2011	August 02, 2011	1,677.00	2,132.80	(455.80)	
28.00sh \$IPO: BLACKROCK ECOSOLUTIONS I	April 20, 2011	August 02, 2011	273.00	347.20	(74.20)	

Part I Short-Term Capital Gains and Losses - Assets Held One Year or Less

(a) Description of Property	(b) Date acquired	(c) Date sold	(d) Sales price	(e) Cost basis	(f) Gain (loss)
300.00sh SIPO: BLACKROCK ECOSOLUTIONS I	April 20, 2011	August 02, 2011	2,925.00	3,723.99	(798.99)
572.00sh SIPO: BLACKROCK ECOSOLUTIONS I	April 21, 2011	August 02, 2011	5,577.00	7,079.91	(1,502.91)
400.00sh SIPO: BLACKROCK ECOSOLUTIONS I	April 29, 2011	August 02, 2011	3,900.00	4,936.00	(1,036.00)
100.00sh SIPO: BLACKROCK ECOSOLUTIONS I	April 29, 2011	August 02, 2011	975.00	1,243.99	(268.99)
300.00sh SIPO: BLACKROCK ECOSOLUTIONS I	May 02, 2011	August 02, 2011	2,925.00	3,736.99	(812.00)
100.00sh SIPO: BLACKROCK ECOSOLUTIONS I	May 02, 2011	August 02, 2011	976.00	1,245.66	(269.67)
200.00sh SIPO: BLACKROCK ECOSOLUTIONS I	May 02, 2011	August 02, 2011	1,944.01	2,491.33	(547.32)
100.00sh ISHARES IBOXX HI YIELD CAP BON	June 09, 2011	August 02, 2011	9,018.00	9,036.00	(18.00)
400.00sh ISHARES IBOXX HI YIELD CAP BON	June 09, 2011	August 02, 2011	36,072.00	36,153.99	(81.99)
300.00sh ISHARES IBOXX HI YIELD CAP BON	June 09, 2011	August 02, 2011	27,054.00	27,108.00	(54.00)
200.00sh ISHARES IBOXX HI YIELD CAP BON	June 09, 2011	August 02, 2011	18,036.00	18,083.99	(47.99)
300.00sh SOUTHERN COPPER CORP COM BUY T	June 28, 2011	August 02, 2011	9,843.01	9,510.00	333.01
200.00sh SOUTHERN COPPER CORP COM BUY T	June 28, 2011	August 02, 2011	6,562.00	6,346.85	215.15
2,000.00sh ANNALY CAPITAL MANAGEMENT INC	June 28, 2011	August 02, 2011	34,733.34	35,969.99	(1,236.65)
500.00sh ANNALY CAPITAL MANAGEMENT INC	July 01, 2011	August 02, 2011	8,683.33	9,124.99	(441.66)
500.00sh ANNALY CAPITAL MANAGEMENT INC	July 15, 2011	August 02, 2011	8,683.33	8,979.99	(296.66)
1,000.00sh PRUDENTIAL FINANCIAL INC COM B	July 19, 2011	August 02, 2011	57,010.01	60,239.99	(3,229.98)
500.00sh ISHARES IBOXX HI YIELD CAP BON	July 19, 2011	August 02, 2011	45,085.01	45,524.99	(439.98)
3,000.00sh FORD MOTOR COM BUY TRADE 1500	July 22, 2011	August 02, 2011	35,843.34	40,029.99	(4,186.65)
300.00sh FORD MOTOR COM BUY TRADE 1500	July 26, 2011	August 02, 2011	3,584.33	3,966.00	(381.67)
200.00sh FORD MOTOR COM BUY TRADE 1500	July 26, 2011	August 02, 2011	2,389.56	2,653.99	(264.43)
1,000.00sh FORD MOTOR COM BUY TRADE 1500	July 26, 2011	August 02, 2011	11,947.78	13,159.99	(1,212.21)
2,500.00sh PROSHARES ULTRASHORT S&P 500 B	August 01, 2011	August 02, 2011	56,520.01	54,830.00	1,690.01
2,500.00sh PROSHARES ULTRASHORT S&P 500 B	August 01, 2011	August 02, 2011	56,520.01	54,780.00	1,740.01
2,500.00sh PROSHARES ULTRASHORT S&P 500 B	August 01, 2011	August 02, 2011	56,495.01	54,780.00	1,715.01
2,500.00sh PROSHARES ULTRASHORT S&P 500 B	August 01, 2011	August 02, 2011	56,495.01	54,730.00	1,765.01
2,500.00sh PROSHARES ULTRASHORT S&P 500 B	August 01, 2011	August 02, 2011	56,320.01	54,730.00	1,590.01
2,500.00sh PROSHARES ULTRASHORT S&P 500 B	August 01, 2011	August 02, 2011	56,320.01	54,380.00	1,940.01
2,500.00sh PROSHARES ULTRASHORT S&P 500 B	August 01, 2011	August 02, 2011	56,320.01	54,380.00	1,940.01
2,500.00sh PROSHARES ULTRASHORT S&P 500 B	August 01, 2011	August 02, 2011	56,320.00	54,259.99	2,060.01
5,000.00sh PROSHARES ULTRASHORT S&P 500 B	August 02, 2011	August 02, 2011	111,040.01	112,059.99	(1,019.98)
5,000.00sh PROSHARES ULTRASHORT S&P 500 B	August 02, 2011	August 02, 2011	110,740.01	111,209.99	(469.98)
5,000.00sh PROSHARES ULTRASHORT S&P 500 B	August 02, 2011	August 02, 2011	110,745.01	111,609.99	(864.99)
5,000.00sh PROSHARES ULTRASHORT S&P 500 B	August 02, 2011	August 02, 2011	110,745.01	110,959.99	(214.99)
5,000.00sh PROSHARES ULTRASHORT S&P 500 B	August 02, 2011	August 02, 2011	110,895.01	111,509.99	(614.99)
5,000.00sh PROSHARES ULTRASHORT S&P 500 B	August 02, 2011	August 02, 2011	110,895.01	111,209.99	(314.99)
5,000.00sh PROSHARES ULTRASHORT S&P 500 B	August 02, 2011	August 02, 2011	110,190.01	110,859.99	(669.98)
5,000.00sh PROSHARES ULTRASHORT S&P 500 B	August 02, 2011	August 02, 2011	110,240.01	110,759.99	(519.98)
5,000.00sh PROSHARES ULTRASHORT S&P 500 B	August 02, 2011	August 02, 2011	110,390.01	110,509.99	(119.98)
867.00sh PROSHARES ULTRASHORT S&P 500 B	August 02, 2011	August 02, 2011	19,158.97	19,143.36	15.61
4,133.00sh PROSHARES ULTRASHORT S&P 500 B	August 02, 2011	August 02, 2011	91,331.04	91,266.63	64.41
5,000.00sh PROSHARES ULTRASHORT S&P 500 B	August 02, 2011	August 02, 2011	109,540.01	110,009.99	(469.98)
5,000.00sh PROSHARES ULTRASHORT S&P 500 B	August 02, 2011	August 02, 2011	109,745.01	109,709.99	35.01
5,000.00sh PROSHARES ULTRASHORT S&P 500 B	August 02, 2011	August 02, 2011	109,745.01	110,259.99	(514.99)
5,000.00sh PROSHARES ULTRASHORT S&P 500 B	August 02, 2011	August 02, 2011	109,640.01	110,209.99	(569.98)
5,000.00sh PROSHARES ULTRASHORT S&P 500 B	August 02, 2011	August 02, 2011	109,890.01	110,159.99	(269.98)
66.67sh DIREXIONSHARES SMALL CAP BEAR	July 07, 2010	August 03, 2011	8,340.01	2,746.33	5,593.68
66.67sh DIREXIONSHARES SMALL CAP BEAR	July 07, 2010	August 03, 2011	8,460.01	2,746.33	5,713.68
133.33sh DIREXIONSHARES SMALL CAP BEAR	July 07, 2010	August 03, 2011	17,050.01	5,492.67	11,557.34
133.33sh DIREXIONSHARES SMALL CAP BEAR	July 07, 2010	August 03, 2011	17,130.01	5,492.67	11,637.34
100.00sh DIREXIONSHARES SMALL CAP BEAR	July 19, 2010	August 03, 2011	11,612.01	4,119.50	7,492.51
66.67sh DIREXIONSHARES SMALL CAP BEAR	July 20, 2010	August 03, 2011	7,552.01	2,746.33	4,805.68
99.33sh DIREXIONSHARES SMALL CAP BEAR	July 22, 2010	August 03, 2011	10,274.06	4,092.04	6,182.02
200.00sh DIREXIONSHARES 3X BEAR ETF SHO	October 13, 2010	August 03, 2011	11,900.01	10,968.00	932.01
300.00sh DIREXIONSHARES 3X BEAR ETF SHO	November 04, 2010	August 03, 2011	17,452.51	16,452.00	1,000.51
100.00sh DIREXIONSHARES 3X BEAR ETF SHO	November 04, 2010	August 03, 2011	5,817.50	5,487.00	330.50
400.00sh DIREXIONSHARES 3X BEAR ETF SHO	December 09, 2010	August 03, 2011	20,230.01	21,947.99	(1,717.98)
300.00sh SPDR GOLD TR GOLD SHS ETF BUY	July 12, 2011	August 03, 2011	48,420.01	45,603.00	2,817.01
200.00sh SPDR GOLD TR GOLD SHS ETF BUY	July 12, 2011	August 03, 2011	32,280.00	30,411.99	1,868.01
500.00sh SPDR GOLD TR GOLD SHS ETF BUY	July 13, 2011	August 03, 2011	80,795.01	77,299.99	3,495.02
2,500.00sh PROSHARES ULTRASHORT S&P 500 B	August 02, 2011	August 03, 2011	56,540.01	55,080.00	1,460.02
2,500.00sh PROSHARES ULTRASHORT S&P 500 B	August 02, 2011	August 03, 2011	56,440.01	55,080.00	1,360.02
5,000.00sh PROSHARES ULTRASHORT S&P 500 B	August 02, 2011	August 03, 2011	113,040.01	109,909.99	3,130.02
5,000.00sh PROSHARES ULTRASHORT S&P 500 B	August 02, 2011	August 03, 2011	113,440.01	109,559.99	3,880.02
2,000.00sh PROSHARES ULTRASHORT S&P 500 B	August 02, 2011	August 03, 2011	45,100.00	43,787.99	1,312.01
500.00sh PROSHARES ULTRASHORT S&P 500 B	August 02, 2011	August 03, 2011	11,265.01	10,947.00	318.01
2,500.00sh PROSHARES ULTRASHORT S&P 500 B	August 02, 2011	August 03, 2011	56,840.01	54,634.99	2,205.02
2,500.00sh PROSHARES ULTRASHORT S&P 500 B	August 02, 2011	August 03, 2011	57,075.00	54,459.99	2,615.01
1,500.00sh PROSHARES ULTRASHORT S&P 500 B	August 02, 2011	August 03, 2011	34,245.00	32,510.99	1,734.01
1,000.00sh PROSHARES ULTRASHORT S&P 500 B	August 02, 2011	August 03, 2011	22,830.01	21,674.00	1,156.01
5,000.00sh PROSHARES ULTRASHORT S&P 500 B	August 03, 2011	August 03, 2011	114,240.01	113,359.99	880.02
5,000.00sh PROSHARES ULTRASHORT S&P 500 B	August 03, 2011	August 03, 2011	114,540.01	113,159.99	1,380.02
5,000.00sh PROSHARES ULTRASHORT S&P 500 B	August 03, 2011	August 03, 2011	114,490.01	113,309.99	1,180.02
5,000.00sh PROSHARES ULTRASHORT S&P 500 B	August 03, 2011	August 03, 2011	114,640.01	113,009.99	1,630.02
2,500.00sh PROSHARES ULTRASHORT S&P 500 B	August 03, 2011	August 03, 2011	56,965.01	56,505.00	460.01
2,500.00sh PROSHARES ULTRASHORT S&P 500 B	August 03, 2011	August 03, 2011	57,065.01	56,505.00	560.01
2,500.00sh PROSHARES ULTRASHORT S&P 500 B	August 03, 2011	August 03, 2011	57,365.01	57,630.00	(264.99)
2,500.00sh PROSHARES ULTRASHORT S&P 500 B	August 03, 2011	August 03, 2011	57,125.00	57,630.00	(505.00)
2,000.00sh PROSHARES ULTRASHORT S&P 500 B	August 03, 2011	August 03, 2011	45,700.00	46,084.00	(384.00)
500.00sh PROSHARES ULTRASHORT S&P 500 B	August 03, 2011	August 03, 2011	11,415.01	11,521.00	(105.99)
2,500.00sh PROSHARES ULTRASHORT S&P 500 B	August 03, 2011	August 03, 2011	57,320.00	57,605.00	(284.99)
2,500.00sh PROSHARES ULTRASHORT S&P 500 B	August 03, 2011	August 03, 2011	57,320.00	57,430.00	(109.99)
2,500.00sh PROSHARES ULTRASHORT S&P 500 B	August 03, 2011	August 03, 2011	57,595.00	57,430.00	165.01
2,500.00sh PROSHARES ULTRASHORT S&P 500 B	August 03, 2011	August 03, 2011	57,595.00	57,305.00	290.01
2,500.00sh PROSHARES ULTRASHORT S&P 500 B	August 03, 2011	August 03, 2011	57,695.00	57,305.00	390.01
2,500.00sh PROSHARES ULTRASHORT S&P 500 B	August 03, 2011	August 03, 2011	57,695.00	57,255.00	440.01

Part I Short-Term Capital Gains and Losses - Assets Held One Year or Less					
(a) Description of Property	(b) Date acquired	(c) Date sold	(d) Sales price	(e) Cost basis	(f) Gain (loss)
2,500.00sh PROSHARES ULTRASHORT S&P 500 B	August 03, 2011	August 03, 2011	57,670.00	57,255.00	415.01
2,500.00sh PROSHARES ULTRASHORT S&P 500 B	August 03, 2011	August 03, 2011	57,670.00	57,234.99	435.01
5,000.00sh PROSHARES ULTRASHORT S&P 500 B	August 03, 2011	August 03, 2011	115,745.01	114,959.99	785.01
5,000.00sh PROSHARES ULTRASHORT S&P 500 B	August 03, 2011	August 03, 2011	115,745.01	114,709.99	1,035.02
3,100.00sh PROSHARES ULTRASHORT S&P 500 B	August 03, 2011	August 03, 2011	69,836.81	72,230.00	(2,393.19)
1,900.00sh PROSHARES ULTRASHORT S&P 500 B	August 03, 2011	August 03, 2011	42,803.20	44,279.99	(1,476.79)
1,033.00sh PROSHARES ULTRASHORT S&P 500 B	August 03, 2011	August 03, 2011	23,221.84	24,006.92	(785.08)
3,667.00sh PROSHARES ULTRASHORT S&P 500 B	August 03, 2011	August 03, 2011	82,434.16	85,266.98	(2,832.82)
300.00sh PROSHARES ULTRASHORT S&P 500 B	August 03, 2011	August 03, 2011	6,737.01	6,975.76	(238.75)
5,000.00sh PROSHARES ULTRASHORT S&P 500 B	August 03, 2011	August 03, 2011	112,440.01	115,559.99	(3,119.98)
200.00sh DIREXIONSHARES ENERGY BEAR 3X	January 06, 2010	August 04, 2011	9,704.85	3,571.00	6,133.86
1,140.00sh DIREXIONSHARES ENERGY BEAR 3X	April 29, 2010	August 04, 2011	48,041.01	20,354.69	27,686.32
260.00sh DIREXIONSHARES ENERGY BEAR 3X	April 29, 2010	August 04, 2011	10,959.00	4,642.30	6,316.70
400.00sh DIREXIONSHARES ENERGY BEAR 3X	April 29, 2010	August 04, 2011	16,755.01	7,142.00	9,613.01
400.00sh DIREXIONSHARES ENERGY BEAR 3X	April 29, 2010	August 04, 2011	16,755.01	7,136.00	9,619.01
400.00sh DIREXIONSHARES ENERGY BEAR 3X	April 29, 2010	August 04, 2011	16,690.01	7,136.00	9,554.01
200.00sh DIREXIONSHARES ENERGY BEAR 3X	April 29, 2010	August 04, 2011	8,350.00	3,568.00	4,782.00
500.00sh DIREXION SHARES EMRG MARKETS B	October 05, 2010	August 04, 2011	12,230.01	11,167.50	1,062.51
500.00sh DIREXION SHARES EMRG MARKETS B	October 05, 2010	August 04, 2011	12,520.01	11,167.50	1,352.51
400.00sh DIREXION SHARES EMRG MARKETS B	October 07, 2010	August 04, 2011	10,042.01	8,934.00	1,108.01
400.00sh DIREXION SHARES EMRG MARKETS B	October 08, 2010	August 04, 2011	9,766.01	8,934.00	832.01
200.00sh DIREXION SHARES EMRG MARKETS B	November 04, 2010	August 04, 2011	4,149.15	4,467.00	(317.85)
500.00sh DIREXION SHARES EMRG MARKETS B	November 04, 2010	August 04, 2011	10,372.86	11,230.00	(857.13)
400.00sh DIREXIONSHARES ENERGY BEAR 3X	December 02, 2010	August 04, 2011	10,498.01	7,144.00	3,354.01
500.00sh DIREXIONSHARES ENERGY BEAR 3X	December 02, 2010	August 04, 2011	13,170.01	8,929.99	4,240.02
100.00sh DIREXIONSHARES 3X BEAR ETF SHO	December 10, 2010	August 04, 2011	5,015.01	5,865.00	(849.99)
300.00sh DIREXIONSHARES 3X BEAR ETF SHO	December 13, 2010	August 04, 2011	14,555.01	17,595.00	(3,039.99)
100.00sh DIREXIONSHARES ENERGY BEAR 3X	December 21, 2010	August 04, 2011	2,380.00	1,786.00	594.00
300.00sh DIREXIONSHARES ENERGY BEAR 3X	December 21, 2010	August 04, 2011	7,140.01	5,337.00	1,803.01
100.00sh DIREXIONSHARES ENERGY BEAR 3X	December 21, 2010	August 04, 2011	2,380.00	1,781.43	598.57
200.00sh DIREXIONSHARES 3X BEAR ETF SHO	December 22, 2010	August 04, 2011	9,440.01	11,730.00	(2,289.99)
200.00sh DIREXIONSHARES 3X BEAR ETF SHO	January 05, 2011	August 04, 2011	8,730.01	11,730.00	(2,999.99)
200.00sh DIREXIONSHARES 3X BEAR ETF SHO	January 05, 2011	August 04, 2011	8,770.01	11,730.00	(2,959.99)
500.00sh DIREXION SHARES EMRG MARKETS B	January 05, 2011	August 04, 2011	9,785.00	11,229.99	(1,444.99)
500.00sh DIREXION SHARES EMRG MARKETS B	January 05, 2011	August 04, 2011	9,785.00	11,274.99	(1,489.99)
500.00sh DIREXION SHARES EMRG MARKETS B	January 14, 2011	August 04, 2011	9,900.01	11,275.00	(1,374.98)
300.00sh DIREXION SHARES EMRG MARKETS B	January 19, 2011	August 04, 2011	6,057.01	6,747.00	(689.99)
200.00sh DIREXION SHARES EMRG MARKETS B	January 19, 2011	August 04, 2011	4,038.00	4,501.66	(463.66)
500.00sh DIREXIONSHARES ENERGY BEAR 3X	January 19, 2011	August 04, 2011	10,115.01	8,907.14	1,207.87
100.00sh DIREXIONSHARES ENERGY BEAR 3X	January 19, 2011	August 04, 2011	2,022.00	1,781.43	240.57
400.00sh DIREXIONSHARES ENERGY BEAR 3X	January 19, 2011	August 04, 2011	8,088.01	7,100.00	988.01
600.00sh DIREXIONSHARES ENERGY BEAR 3X	January 19, 2011	August 04, 2011	12,128.01	10,649.99	1,478.02
100.00sh DIREXIONSHARES ENERGY BEAR 3X	January 20, 2011	August 04, 2011	2,150.00	1,769.50	380.50
400.00sh DIREXIONSHARES ENERGY BEAR 3X	January 20, 2011	August 04, 2011	8,594.01	7,078.00	1,516.01
1,000.00sh DIREXION SHARES EMRG MARKETS B	February 01, 2011	August 04, 2011	21,140.01	22,508.32	(1,368.32)
500.00sh DIREXIONSHARES ENERGY BEAR 3X	February 03, 2011	August 04, 2011	8,740.01	8,847.50	(107.49)
1,000.00sh DIREXIONSHARES ENERGY BEAR 3X	March 30, 2011	August 04, 2011	13,460.01	17,694.99	(4,234.98)
500.00sh ISHARES SILVER TRUST BUY TRADE	June 23, 2011	August 04, 2011	18,763.00	17,148.33	1,614.67
300.00sh ISHARES SILVER TRUST BUY TRADE	July 12, 2011	August 04, 2011	11,257.80	10,626.00	631.80
700.00sh ISHARES SILVER TRUST BUY TRADE	July 12, 2011	August 04, 2011	26,268.20	24,810.99	1,457.21
400.00sh SPDR GOLD TR GOLD SHS ETF BUY	July 18, 2011	August 04, 2011	64,305.34	62,608.00	1,697.34
100.00sh SPDR GOLD TR GOLD SHS ETF BUY	July 18, 2011	August 04, 2011	16,076.33	15,661.99	414.34
1,000.00sh ISHARES SILVER TRUST BUY TRADE	July 19, 2011	August 04, 2011	37,526.00	38,509.99	(983.99)
500.00sh ISHARES SILVER TRUST BUY TRADE	July 21, 2011	August 04, 2011	19,255.00	18,979.99	275.01
300.00sh ISHARES SILVER TRUST BUY TRADE	July 22, 2011	August 04, 2011	11,553.00	11,706.99	(153.99)
250.00sh SPDR GOLD TR GOLD SHS ETF BUY	July 25, 2011	August 04, 2011	40,190.83	39,339.99	850.85
500.00sh SPDR GOLD TR GOLD SHS ETF BUY	July 25, 2011	August 04, 2011	80,381.67	78,654.99	1,726.68
200.00sh ISHARES SILVER TRUST BUY TRADE	July 26, 2011	August 04, 2011	7,702.00	7,984.99	(283.00)
200.00sh ISHARES SILVER TRUST BUY TRADE	July 26, 2011	August 04, 2011	7,692.01	7,984.99	(292.99)
250.00sh SPDR GOLD TR GOLD SHS ETF BUY	August 01, 2011	August 04, 2011	40,190.83	39,719.99	470.85
5,000.00sh PROSHARES ULTRASHORT S&P 500 B	August 03, 2011	August 04, 2011	122,340.01	115,109.99	7,230.02
5,000.00sh PROSHARES ULTRASHORT S&P 500 B	August 03, 2011	August 04, 2011	121,940.01	113,254.99	8,685.01
5,000.00sh PROSHARES ULTRASHORT S&P 500 B	August 03, 2011	August 04, 2011	120,790.01	113,254.99	7,535.02
2,800.00sh PROSHARES ULTRASHORT S&P 500 B	August 04, 2011	August 04, 2011	67,642.41	67,928.00	(285.59)
2,200.00sh PROSHARES ULTRASHORT S&P 500 B	August 04, 2011	August 04, 2011	53,147.60	53,403.99	(256.39)
5,000.00sh PROSHARES ULTRASHORT S&P 500 B	August 04, 2011	August 04, 2011	118,440.01	120,959.99	(2,519.98)
1,000.00sh PROSHARES ULTRASHORT S&P 500 B	August 04, 2011	August 04, 2011	23,770.00	24,150.00	(380.00)
3,400.00sh PROSHARES ULTRASHORT S&P 500 B	August 04, 2011	August 04, 2011	80,809.51	82,110.00	(1,300.49)
200.00sh PROSHARES ULTRASHORT S&P 500 B	August 04, 2011	August 04, 2011	4,753.50	4,830.00	(76.50)
400.00sh PROSHARES ULTRASHORT S&P 500 B	August 04, 2011	August 04, 2011	9,507.00	9,669.99	(162.99)
5,000.00sh PROSHARES ULTRASHORT S&P 500 B	August 04, 2011	August 04, 2011	119,090.01	120,059.99	(969.98)
5,000.00sh PROSHARES ULTRASHORT S&P 500 B	August 04, 2011	August 04, 2011	118,890.01	119,759.99	(869.98)
5,000.00sh PROSHARES ULTRASHORT S&P 500 B	August 04, 2011	August 04, 2011	118,940.01	119,559.99	(619.98)
5,000.00sh PROSHARES ULTRASHORT S&P 500 B	August 04, 2011	August 04, 2011	119,595.01	119,409.99	185.01
5,000.00sh PROSHARES ULTRASHORT S&P 500 B	August 04, 2011	August 04, 2011	119,595.01	119,309.99	285.01
5,000.00sh PROSHARES ULTRASHORT S&P 500 B	August 04, 2011	August 04, 2011	119,495.01	118,959.99	535.01
2,700.00sh PROSHARES ULTRASHORT S&P 500 B	August 04, 2011	August 04, 2011	64,527.30	64,368.00	159.30
2,300.00sh PROSHARES ULTRASHORT S&P 500 B	August 04, 2011	August 04, 2011	54,967.70	54,864.99	102.71
1,395.00sh PROSHARES ULTRASHORT S&P 500 B	August 04, 2011	August 04, 2011	33,044.76	33,340.50	(295.74)
3,605.00sh PROSHARES ULTRASHORT S&P 500 B	August 04, 2011	August 04, 2011	85,395.25	86,169.49	(774.24)
5,000.00sh PROSHARES ULTRASHORT S&P 500 B	August 04, 2011	August 04, 2011	118,490.01	119,159.99	(669.98)
5,000.00sh PROSHARES ULTRASHORT S&P 500 B	August 04, 2011	August 04, 2011	118,590.01	119,259.99	(669.98)
5,000.00sh PROSHARES ULTRASHORT S&P 500 B	August 04, 2011	August 04, 2011	118,590.01	118,759.99	(169.98)
5,000.00sh PROSHARES ULTRASHORT S&P 500 B	August 04, 2011	August 04, 2011	117,540.01	118,459.99	(919.98)
5,000.00sh PROSHARES ULTRASHORT S&P 500 B	August 04, 2011	August 04, 2011	117,740.01	118,259.99	(519.98)
5,000.00sh PROSHARES ULTRASHORT S&P 500 B	August 04, 2011	August 04, 2011	117,895.01	118,109.99	(214.99)

Part I Short-Term Capital Gains and Losses - Assets Held One Year or Less

(a) Description of Property	(b) Date acquired	(c) Date sold	(d) Sales price	(e) Cost basis	(f) Gain (loss)
5,000.00sh PROSHARES ULTRASHORT S&P 500 B	August 04, 2011	August 04, 2011	117,895.01	117,809.99	85.01
400.00sh SPDR GOLD TR GOLD SHS ETF BUY	August 04, 2011	August 04, 2011	64,436.00	65,524.00	(1,088.00)
600.00sh SPDR GOLD TR GOLD SHS ETF BUY	August 04, 2011	August 04, 2011	96,644.01	98,285.99	(1,641.98)
5,000.00sh PROSHARES ULTRASHORT S&P 500 B	August 04, 2011	August 04, 2011	118,090.01	117,809.99	280.02
5,000.00sh PROSHARES ULTRASHORT S&P 500 B	August 04, 2011	August 04, 2011	118,640.01	118,309.99	330.02
1,000.00sh PROSHARES ULTRASHORT S&P 500 B	August 04, 2011	August 04, 2011	23,779.00	23,710.00	69.00
4,000.00sh PROSHARES ULTRASHORT S&P 500 B	August 04, 2011	August 04, 2011	95,116.00	94,849.99	266.01
5,000.00sh PROSHARES ULTRASHORT S&P 500 B	August 04, 2011	August 04, 2011	118,895.01	118,559.99	335.01
5,000.00sh PROSHARES ULTRASHORT S&P 500 B	August 04, 2011	August 04, 2011	118,995.01	119,609.99	(614.99)
5,000.00sh PROSHARES ULTRASHORT S&P 500 B	August 04, 2011	August 04, 2011	118,995.01	119,109.99	(114.99)
3,900.00sh PROSHARES ULTRASHORT S&P 500 B	August 04, 2011	August 04, 2011	91,026.00	92,749.79	(1,723.79)
1,100.00sh PROSHARES ULTRASHORT S&P 500 B	August 04, 2011	August 04, 2011	25,664.01	26,160.20	(496.19)
1,100.00sh PROSHARES ULTRASHORT S&P 500 B	August 04, 2011	August 04, 2011	25,682.80	26,037.00	(354.20)
3,900.00sh PROSHARES ULTRASHORT S&P 500 B	August 04, 2011	August 04, 2011	91,057.21	92,361.99	(1,304.78)
5,000.00sh PROSHARES ULTRASHORT S&P 500 B	August 04, 2011	August 04, 2011	116,790.01	118,359.99	(1,569.98)
5,000.00sh PROSHARES ULTRASHORT S&P 500 B	August 04, 2011	August 04, 2011	116,940.01	117,959.99	(1,019.98)
5,000.00sh PROSHARES ULTRASHORT S&P 500 B	August 04, 2011	August 04, 2011	116,990.01	117,959.99	(969.98)
5,000.00sh PROSHARES ULTRASHORT S&P 500 B	August 04, 2011	August 04, 2011	117,190.01	117,309.99	(119.98)
5,000.00sh PROSHARES ULTRASHORT S&P 500 B	August 04, 2011	August 04, 2011	115,440.01	117,559.99	(2,119.98)
5,000.00sh PROSHARES ULTRASHORT S&P 500 B	August 04, 2011	August 04, 2011	115,540.01	117,409.99	(1,869.98)
5,000.00sh PROSHARES ULTRASHORT S&P 500 B	August 04, 2011	August 04, 2011	115,850.00	117,259.99	(1,409.99)
2,200.00sh PROSHARES ULTRASHORT S&P 500 B	August 04, 2011	August 04, 2011	50,974.00	51,616.40	(642.40)
2,800.00sh PROSHARES ULTRASHORT S&P 500 B	August 04, 2011	August 04, 2011	64,894.01	65,693.59	(799.58)
5,000.00sh PROSHARES ULTRASHORT S&P 500 B	August 04, 2011	August 04, 2011	115,740.01	116,559.99	(819.98)
20.00sh \$IPO: TORTOISE ENERGY ETF BUY	August 26, 2010	August 05, 2011	715.60	659.85	55.75
200.00sh \$IPO: TORTOISE ENERGY ETF BUY	August 26, 2010	August 05, 2011	7,164.00	6,598.50	565.50
100.00sh \$IPO: TORTOISE ENERGY ETF BUY	August 26, 2010	August 05, 2011	3,585.00	3,299.25	285.75
100.00sh \$IPO: TORTOISE ENERGY ETF BUY	August 26, 2010	August 05, 2011	3,591.00	3,299.25	291.75
80.00sh \$IPO: TORTOISE ENERGY ETF BUY	August 26, 2010	August 05, 2011	2,874.40	2,639.40	235.00
20.00sh \$IPO: TORTOISE ENERGY ETF BUY	October 22, 2010	August 05, 2011	718.60	715.67	2.93
200.00sh \$IPO: TORTOISE ENERGY ETF BUY	October 22, 2010	August 05, 2011	7,190.00	7,156.66	33.34
80.00sh \$IPO: TORTOISE ENERGY ETF BUY	October 22, 2010	August 05, 2011	2,878.98	2,862.66	16.31
500.00sh \$IPO: TORTOISE ENERGY ETF BUY	November 29, 2010	August 05, 2011	17,993.60	17,999.99	(6.39)
200.00sh \$IPO: TORTOISE ENERGY ETF BUY	December 02, 2010	August 05, 2011	7,197.44	7,269.99	(72.55)
200.00sh DIREXIONSHARES 3X BEAR ETF SHO	January 12, 2011	August 05, 2011	8,620.01	12,924.00	(4,303.99)
200.00sh DIREXIONSHARES 3X BEAR ETF SHO	January 14, 2011	August 05, 2011	8,240.01	12,930.50	(4,690.49)
200.00sh DIREXIONSHARES 3X BEAR ETF SHO	January 14, 2011	August 05, 2011	8,290.01	12,930.50	(4,640.49)
400.00sh DIREXIONSHARES 3X BEAR ETF SHO	February 09, 2011	August 05, 2011	15,530.01	25,861.00	(10,330.99)
200.00sh DIREXIONSHARES 3X BEAR ETF SHO	February 10, 2011	August 05, 2011	7,840.01	12,870.00	(5,029.99)
1,000.00sh ISHARES IBOXX & INVTOP INVES F	February 10, 2011	August 05, 2011	112,610.01	107,259.99	5,350.02
200.00sh DIREXIONSHARES 3X BEAR ETF SHO	February 11, 2011	August 05, 2011	7,530.01	12,870.00	(5,339.99)
180.00sh DIREXIONSHARES 3X BEAR ETF SHO	February 11, 2011	August 05, 2011	6,849.00	11,583.00	(4,734.00)
20.00sh DIREXIONSHARES 3X BEAR ETF SHO	February 11, 2011	August 05, 2011	752.01	1,287.00	(534.99)
400.00sh DIREXIONSHARES 3X BEAR ETF SHO	February 11, 2011	August 05, 2011	15,390.01	25,740.00	(10,349.99)
200.00sh SUN CMNTYS INC COM BUY TRADE 6	May 18, 2011	August 05, 2011	6,922.00	7,815.33	(893.33)
200.00sh SUN CMNTYS INC COM BUY TRADE 6	May 19, 2011	August 05, 2011	6,922.00	7,843.99	(921.99)
100.00sh SUN CMNTYS INC COM BUY TRADE 6	May 19, 2011	August 05, 2011	3,461.00	3,907.99	(446.99)
500.00sh SKYWORKS SOLUTIONS INC COM BUY	June 23, 2011	August 05, 2011	10,255.00	11,624.99	(1,369.99)
1,000.00sh SKYWORKS SOLUTIONS INC COM BUY	June 23, 2011	August 05, 2011	20,510.00	23,059.99	(2,549.99)
300.00sh SKYWORKS SOLUTIONS INC COM BUY	July 22, 2011	August 05, 2011	6,153.00	7,806.00	(1,653.00)
115.00sh SKYWORKS SOLUTIONS INC COM BUY	July 22, 2011	August 05, 2011	2,358.65	2,999.19	(640.54)
85.00sh SKYWORKS SOLUTIONS INC COM BUY	July 22, 2011	August 05, 2011	1,734.21	2,216.80	(482.59)
3,900.00sh PROSHARES ULTRASHORT S&P 500 B	August 04, 2011	August 05, 2011	95,862.00	91,033.79	4,828.21
1,100.00sh PROSHARES ULTRASHORT S&P 500 B	August 04, 2011	August 05, 2011	27,039.01	25,676.20	1,362.81
3,200.00sh PROSHARES ULTRASHORT S&P 500 B	August 04, 2011	August 05, 2011	78,656.00	74,342.39	4,313.61
1,100.00sh PROSHARES ULTRASHORT S&P 500 B	August 04, 2011	August 05, 2011	27,049.00	25,555.20	1,493.80
700.00sh PROSHARES ULTRASHORT S&P 500 B	August 04, 2011	August 05, 2011	17,203.01	16,262.40	940.61
4,000.00sh PROSHARES ULTRASHORT S&P 500 B	August 04, 2011	August 05, 2011	98,800.00	92,567.99	6,232.01
1,000.00sh PROSHARES ULTRASHORT S&P 500 B	August 04, 2011	August 05, 2011	24,700.01	23,142.00	1,558.01
5,000.00sh PROSHARES ULTRASHORT S&P 500 B	August 04, 2011	August 05, 2011	124,040.01	115,609.99	8,430.02
1,000.00sh PROSHARES ULTRASHORT S&P 500 B	August 04, 2011	August 05, 2011	24,820.00	23,212.00	1,608.00
4,000.00sh PROSHARES ULTRASHORT S&P 500 B	August 04, 2011	August 05, 2011	99,270.01	92,847.99	6,422.02
3,200.00sh PROSHARES ULTRASHORT S&P 500 B	August 04, 2011	August 05, 2011	78,176.00	74,310.39	3,865.61
300.00sh PROSHARES ULTRASHORT S&P 500 B	August 04, 2011	August 05, 2011	7,332.00	6,966.60	365.40
1,500.00sh PROSHARES ULTRASHORT S&P 500 B	August 04, 2011	August 05, 2011	36,650.01	34,833.00	1,817.01
4,000.00sh PROSHARES ULTRASHORT S&P 500 B	August 04, 2011	August 05, 2011	95,480.00	92,647.99	2,832.01
1,000.00sh PROSHARES ULTRASHORT S&P 500 B	August 04, 2011	August 05, 2011	23,880.01	23,162.00	718.01
1,000.00sh SKYWORKS SOLUTIONS INC COM BUY	August 04, 2011	August 05, 2011	20,900.01	23,179.99	(2,279.98)
1,000.00sh PROSHARES ULTRASHORT S&P 500 B	August 05, 2011	August 05, 2011	24,010.00	24,832.00	(822.00)
4,000.00sh PROSHARES ULTRASHORT S&P 500 B	August 05, 2011	August 05, 2011	96,030.01	99,327.99	(3,297.98)
5,000.00sh PROSHARES ULTRASHORT S&P 500 B	August 05, 2011	August 05, 2011	121,090.01	123,909.99	(2,819.98)
5,000.00sh PROSHARES ULTRASHORT S&P 500 B	August 05, 2011	August 05, 2011	122,040.01	124,359.99	(2,319.98)
400.00sh PROSHARES ULTRASHORT S&P 500 B	August 05, 2011	August 05, 2011	9,808.00	9,904.00	(96.00)
100.00sh PROSHARES ULTRASHORT S&P 500 B	August 05, 2011	August 05, 2011	2,452.00	2,476.00	(24.00)
37.00sh PROSHARES ULTRASHORT S&P 500 B	August 05, 2011	August 05, 2011	907.24	916.12	(8.88)
163.00sh PROSHARES ULTRASHORT S&P 500 B	August 05, 2011	August 05, 2011	3,996.76	4,037.87	(41.11)
4,300.00sh PROSHARES ULTRASHORT S&P 500 B	August 05, 2011	August 05, 2011	105,426.01	106,520.63	(1,094.62)
5,000.00sh PROSHARES ULTRASHORT S&P 500 B	August 05, 2011	August 05, 2011	122,645.01	123,209.99	(564.99)
1,800.00sh PROSHARES ULTRASHORT S&P 500 B	August 05, 2011	August 05, 2011	44,152.20	44,262.00	(109.80)
3,200.00sh PROSHARES ULTRASHORT S&P 500 B	August 05, 2011	August 05, 2011	78,492.80	78,729.99	(237.19)
5,000.00sh PROSHARES ULTRASHORT S&P 500 B	August 05, 2011	August 05, 2011	125,240.01	121,809.99	3,430.02
5,000.00sh PROSHARES ULTRASHORT S&P 500 B	August 05, 2011	August 05, 2011	125,340.01	121,609.99	3,730.02
5,000.00sh PROSHARES ULTRASHORT S&P 500 B	August 05, 2011	August 05, 2011	125,640.01	122,059.99	3,580.02
3,700.00sh PROSHARES ULTRASHORT S&P 500 B	August 05, 2011	August 05, 2011	93,092.00	89,802.70	3,289.30
1,300.00sh PROSHARES ULTRASHORT S&P 500 B	August 05, 2011	August 05, 2011	32,711.01	31,552.30	1,158.71
5,000.00sh PROSHARES ULTRASHORT S&P 500 B	August 05, 2011	August 05, 2011	125,640.01	121,354.99	4,285.02

Part I Short-Term Capital Gains and Losses - Assets Held One Year or Less						
(a) Description of Property	(b) Date acquired	(c) Date sold	(d) Sales price	(e) Cost basis	(f) Gain (loss)	
5,000.00sh PROSHARES ULTRASHORT S&P 500 B	August 05, 2011	August 05, 2011	125,640.01	125,759.99	(119.98)	
5,000.00sh PROSHARES ULTRASHORT S&P 500 B	August 05, 2011	August 05, 2011	127,140.01	125,459.99	1,680.02	
100.00sh PROSHARES ULTRASHORT S&P 500 B	August 05, 2011	August 05, 2011	2,475.00	2,564.00	(89.00)	
3,800.00sh PROSHARES ULTRASHORT S&P 500 B	August 05, 2011	August 05, 2011	94,050.00	97,477.75	(3,427.75)	
1,100.00sh PROSHARES ULTRASHORT S&P 500 B	August 05, 2011	August 05, 2011	27,226.01	28,217.24	(991.23)	
3,740.00sh PROSHARES ULTRASHORT S&P 500 B	August 05, 2011	August 05, 2011	92,901.60	94,554.67	(1,653.07)	
1,260.00sh PROSHARES ULTRASHORT S&P 500 B	August 05, 2011	August 05, 2011	31,301.01	31,855.32	(554.31)	
5,000.00sh PROSHARES ULTRASHORT S&P 500 B	August 05, 2011	August 05, 2011	123,190.01	125,509.99	(2,319.98)	
5,000.00sh PROSHARES ULTRASHORT S&P 500 B	August 05, 2011	August 05, 2011	123,390.01	126,309.99	(2,919.98)	
5,000.00sh PROSHARES ULTRASHORT S&P 500 B	August 05, 2011	August 05, 2011	121,490.01	125,709.99	(4,219.98)	
5,000.00sh PROSHARES ULTRASHORT S&P 500 B	August 05, 2011	August 05, 2011	121,990.01	124,909.99	(2,919.98)	
1,000.00sh PROSHARES ULTRASHORT S&P 500 B	August 05, 2011	August 05, 2011	24,608.00	24,920.00	(312.00)	
4,000.00sh PROSHARES ULTRASHORT S&P 500 B	August 05, 2011	August 05, 2011	98,432.01	99,729.99	(1,297.98)	
3,000.00sh PROSHARES ULTRASHORT S&P 500 B	August 05, 2011	August 05, 2011	74,064.01	73,830.00	234.01	
2,000.00sh PROSHARES ULTRASHORT S&P 500 B	August 05, 2011	August 05, 2011	49,376.00	49,229.99	146.01	
5,000.00sh PROSHARES ULTRASHORT S&P 500 B	August 05, 2011	August 05, 2011	123,840.01	123,009.99	830.02	
5,000.00sh PROSHARES ULTRASHORT S&P 500 B	August 05, 2011	August 05, 2011	124,240.01	123,109.99	1,130.02	
5,000.00sh PROSHARES ULTRASHORT S&P 500 B	August 05, 2011	August 05, 2011	123,340.01	123,104.99	235.01	
5,000.00sh PROSHARES ULTRASHORT S&P 500 B	August 05, 2011	August 05, 2011	123,390.01	123,104.99	285.01	
280.00sh DIREXIONSHARES LARGE CAP BEAR	April 23, 2010	August 08, 2011	17,122.00	15,201.20	1,920.80	
120.00sh DIREXIONSHARES LARGE CAP BEAR	April 23, 2010	August 08, 2011	7,332.00	6,514.80	817.20	
600.00sh DIREXIONSHARES LARGE CAP BEAR	June 21, 2010	August 08, 2011	42,470.01	32,573.99	9,896.02	
100.00sh DIREXIONSHARES LARGE CAP BEAR	July 19, 2010	August 08, 2011	7,992.50	5,398.00	2,594.50	
300.00sh DIREXIONSHARES LARGE CAP BEAR	July 19, 2010	August 08, 2011	23,977.51	16,197.00	7,780.51	
200.00sh DIREXIONSHARES LARGE CAP BEAR	July 20, 2010	August 08, 2011	15,710.01	10,798.00	4,912.01	
0.67sh DIREXIONSHARES SMALL CAP BEAR	July 22, 2010	August 08, 2011	68.95	42.71	26.24	
100.00sh DIREXIONSHARES SMALL CAP BEAR	July 22, 2010	August 08, 2011	10,637.01	6,407.00	4,230.01	
100.00sh DIREXIONSHARES SMALL CAP BEAR	July 23, 2010	August 08, 2011	10,076.01	6,407.00	3,669.01	
66.67sh DIREXIONSHARES SMALL CAP BEAR	July 23, 2010	August 08, 2011	7,038.01	4,271.33	2,766.68	
200.00sh DIREXIONSHARES LARGE CAP BEAR	July 23, 2010	August 08, 2011	14,550.01	10,798.00	3,752.01	
100.00sh DIREXIONSHARES SMALL CAP BEAR	July 28, 2010	August 08, 2011	9,299.01	6,407.00	2,892.01	
100.00sh DIREXIONSHARES SMALL CAP BEAR	July 30, 2010	August 08, 2011	9,431.01	6,407.00	3,024.01	
66.67sh DIREXIONSHARES SMALL CAP BEAR	August 02, 2010	August 08, 2011	6,028.01	4,271.33	1,756.68	
100.00sh DIREXIONSHARES LARGE CAP BEAR	August 03, 2010	August 08, 2011	6,865.01	5,399.00	1,466.01	
100.00sh DIREXIONSHARES LARGE CAP BEAR	August 03, 2010	August 08, 2011	6,865.01	5,408.99	1,456.02	
66.67sh DIREXIONSHARES SMALL CAP BEAR	August 04, 2010	August 08, 2011	5,978.01	4,271.33	1,706.68	
99.33sh DIREXIONSHARES SMALL CAP BEAR	August 06, 2010	August 08, 2011	9,442.64	6,364.29	3,078.35	
0.67sh DIREXIONSHARES SMALL CAP BEAR	August 06, 2010	August 08, 2011	63.37	42.74	20.64	
100.00sh DIREXIONSHARES SMALL CAP BEAR	August 09, 2010	August 08, 2011	9,194.01	6,410.33	2,783.68	
199.33sh DIREXIONSHARES SMALL CAP BEAR	September 02, 2010	August 08, 2011	20,029.02	12,777.92	7,251.10	
0.67sh DIREXIONSHARES SMALL CAP BEAR	September 02, 2010	August 08, 2011	66.99	41.43	25.56	
100.00sh DIREXIONSHARES SMALL CAP BEAR	September 03, 2010	August 08, 2011	9,564.00	6,214.00	3,350.00	
66.67sh DIREXIONSHARES SMALL CAP BEAR	September 03, 2010	August 08, 2011	6,368.01	4,142.67	2,225.34	
166.67sh DIREXIONSHARES SMALL CAP BEAR	September 20, 2010	August 08, 2011	13,835.01	10,356.66	3,478.35	
166.67sh DIREXIONSHARES SMALL CAP BEAR	September 24, 2010	August 08, 2011	13,495.01	10,356.67	3,138.34	
166.67sh DIREXIONSHARES SMALL CAP BEAR	October 01, 2010	August 08, 2011	12,985.01	10,356.67	2,628.34	
166.67sh DIREXIONSHARES SMALL CAP BEAR	October 01, 2010	August 08, 2011	12,835.01	10,356.67	2,478.34	
133.33sh DIREXIONSHARES SMALL CAP BEAR	October 05, 2010	August 08, 2011	10,104.00	8,285.33	1,818.67	
32.67sh DIREXIONSHARES SMALL CAP BEAR	October 05, 2010	August 08, 2011	2,466.67	2,029.91	436.76	
500.00sh ISHARES IBOXX & INVTOP INVES F	February 11, 2011	August 08, 2011	55,775.00	53,709.99	2,065.01	
400.00sh ISHARES IBOXX & INVTOP INVES F	March 01, 2011	August 08, 2011	44,620.00	43,452.00	1,168.00	
100.00sh ISHARES IBOXX & INVTOP INVES F	March 01, 2011	August 08, 2011	11,155.00	10,872.99	282.01	
200.00sh ISHARES IBOXX & INVTOP INVES F	May 31, 2011	August 08, 2011	22,310.00	22,314.00	(4.00)	
300.00sh ISHARES IBOXX & INVTOP INVES F	May 31, 2011	August 08, 2011	33,465.00	33,480.99	(15.99)	
11.00sh ISHARES IBOXX & INVTOP INVES F	June 02, 2011	August 08, 2011	1,227.05	1,223.64	3.41	
489.00sh ISHARES IBOXX & INVTOP INVES F	June 02, 2011	August 08, 2011	54,557.73	54,396.35	161.38	
100.00sh ISHARES IBOXX & INVTOP INVES F	June 02, 2011	August 08, 2011	11,157.00	11,115.00	42.00	
300.00sh ISHARES IBOXX & INVTOP INVES F	June 02, 2011	August 08, 2011	33,471.00	33,344.99	126.01	
100.00sh ISHARES IBOXX & INVTOP INVES F	June 02, 2011	August 08, 2011	11,147.01	11,115.00	32.01	
1,000.00sh VERIZON COMMUNICATIONS COM BUY	June 23, 2011	August 08, 2011	33,216.67	35,769.99	(2,553.32)	
1,500.00sh TESORO CORPORATION COM BUY TRA	June 23, 2011	August 08, 2011	28,035.00	32,904.99	(4,869.99)	
200.00sh VERIZON COMMUNICATIONS COM BUY	June 27, 2011	August 08, 2011	6,643.33	7,305.99	(662.66)	
500.00sh TESORO CORPORATION COM BUY TRA	June 27, 2011	August 08, 2011	9,345.00	10,639.99	(1,294.99)	
400.00sh TESORO CORPORATION COM BUY TRA	June 30, 2011	August 08, 2011	7,476.00	9,161.99	(1,685.99)	
205.00sh TESORO CORPORATION COM BUY TRA	July 22, 2011	August 08, 2011	3,831.45	4,988.33	(1,156.88)	
95.00sh TESORO CORPORATION COM BUY TRA	July 22, 2011	August 08, 2011	1,765.56	2,311.66	(546.10)	
300.00sh VERIZON COMMUNICATIONS COM BUY	August 03, 2011	August 08, 2011	9,965.00	10,659.99	(694.99)	
3,365.00sh PROSHARES ULTRASHORT S&P 500 B	August 05, 2011	August 08, 2011	92,402.90	84,094.71	8,308.19	
1,635.00sh PROSHARES ULTRASHORT S&P 500 B	August 05, 2011	August 08, 2011	44,887.11	40,860.28	4,026.83	
5,000.00sh PROSHARES ULTRASHORT S&P 500 B	August 05, 2011	August 08, 2011	137,595.01	124,954.99	12,640.01	
5,000.00sh PROSHARES ULTRASHORT S&P 500 B	August 05, 2011	August 08, 2011	137,595.01	124,359.99	13,235.01	
5,000.00sh PROSHARES ULTRASHORT S&P 500 B	August 05, 2011	August 08, 2011	137,790.01	123,659.99	14,130.02	
1,500.00sh VERIZON COMMUNICATIONS COM BUY	August 08, 2011	August 08, 2011	49,825.00	50,829.99	(1,004.99)	
5,000.00sh PROSHARES ULTRASHORT S&P 500 B	August 08, 2011	August 08, 2011	134,990.01	137,909.99	(2,919.98)	
3,200.00sh PROSHARES ULTRASHORT S&P 500 B	August 08, 2011	August 08, 2011	85,369.61	87,456.00	(2,086.39)	
1,800.00sh PROSHARES ULTRASHORT S&P 500 B	August 08, 2011	August 08, 2011	48,020.40	49,239.99	(1,219.59)	
800.00sh PROSHARES ULTRASHORT S&P 500 B	August 08, 2011	August 08, 2011	21,224.00	21,816.00	(592.00)	
713.00sh PROSHARES ULTRASHORT S&P 500 B	August 08, 2011	August 08, 2011	18,915.89	19,452.34	(536.45)	
3,487.00sh PROSHARES ULTRASHORT S&P 500 B	August 08, 2011	August 08, 2011	92,534.99	95,133.65	(2,598.66)	
3,900.00sh PROSHARES ULTRASHORT S&P 500 B	August 08, 2011	August 08, 2011	103,779.00	106,321.79	(2,542.79)	
500.00sh PROSHARES ULTRASHORT S&P 500 B	August 08, 2011	August 08, 2011	13,310.00	13,631.00	(321.00)	
600.00sh PROSHARES ULTRASHORT S&P 500 B	August 08, 2011	August 08, 2011	15,962.01	16,357.20	(395.19)	
5,000.00sh PROSHARES ULTRASHORT S&P 500 B	August 08, 2011	August 08, 2011	132,840.01	135,354.99	(2,514.98)	
3,000.00sh PROSHARES ULTRASHORT S&P 500 B	August 08, 2011	August 08, 2011	80,520.00	81,213.00	(693.00)	
1,700.00sh PROSHARES ULTRASHORT S&P 500 B	August 08, 2011	August 08, 2011	45,628.00	46,020.70	(392.70)	
300.00sh PROSHARES ULTRASHORT S&P 500 B	August 08, 2011	August 08, 2011	8,045.01	8,121.30	(76.29)	

Part I Short-Term Capital Gains and Losses - Assets Held One Year or Less					
(a) Description of Property	(b) Date acquired	(c) Date sold	(d) Sales price	(e) Cost basis	(f) Gain (loss)
200.00sh PROSHARES ULTRASHORT S&P 500 B	August 08, 2011	August 08, 2011	5,378.00	5,370.00	8.00
1,800.00sh PROSHARES ULTRASHORT S&P 500 B	August 08, 2011	August 08, 2011	48,402.00	48,351.75	50.25
3,000.00sh PROSHARES ULTRASHORT S&P 500 B	August 08, 2011	August 08, 2011	80,660.01	80,586.24	73.77
5,000.00sh PROSHARES ULTRASHORT S&P 500 B	August 08, 2011	August 08, 2011	134,740.01	133,704.99	1,035.02
3,600.00sh PROSHARES ULTRASHORT S&P 500 B	August 08, 2011	August 08, 2011	97,812.00	96,267.60	1,544.40
1,400.00sh PROSHARES ULTRASHORT S&P 500 B	August 08, 2011	August 08, 2011	38,028.01	37,437.40	590.61
5,000.00sh PROSHARES ULTRASHORT S&P 500 B	August 08, 2011	August 08, 2011	136,040.01	133,309.99	2,730.02
1,000.00sh PROSHARES ULTRASHORT S&P 500 B	August 08, 2011	August 08, 2011	27,208.00	26,610.00	598.00
4,000.00sh PROSHARES ULTRASHORT S&P 500 B	August 08, 2011	August 08, 2011	108,832.01	106,489.99	2,342.02
2,500.00sh PROSHARES ULTRASHORT S&P 500 B	August 08, 2011	August 08, 2011	67,995.01	67,575.00	420.01
65.00sh PROSHARES ULTRASHORT S&P 500 B	August 08, 2011	August 08, 2011	1,767.87	1,756.95	10.92
2,435.00sh PROSHARES ULTRASHORT S&P 500 B	August 08, 2011	August 08, 2011	66,227.13	65,852.39	374.74
2,900.00sh PROSHARES ULTRASHORT S&P 500 B	August 08, 2011	August 08, 2011	79,228.00	79,518.00	(290.00)
1,000.00sh PROSHARES ULTRASHORT S&P 500 B	August 08, 2011	August 08, 2011	27,320.00	27,434.76	(114.76)
1,100.00sh PROSHARES ULTRASHORT S&P 500 B	August 08, 2011	August 08, 2011	30,053.01	30,178.23	(125.22)
5,000.00sh PROSHARES ULTRASHORT S&P 500 B	August 08, 2011	August 08, 2011	136,740.01	136,859.99	(119.98)
3,600.00sh PROSHARES ULTRASHORT S&P 500 B	August 08, 2011	August 08, 2011	98,604.00	98,287.19	316.81
1,400.00sh PROSHARES ULTRASHORT S&P 500 B	August 08, 2011	August 08, 2011	38,350.01	38,222.80	127.21
5,000.00sh PROSHARES ULTRASHORT S&P 500 B	August 08, 2011	August 08, 2011	137,190.01	138,209.99	(1,019.98)
5,000.00sh PROSHARES ULTRASHORT S&P 500 B	August 08, 2011	August 08, 2011	137,990.01	136,659.99	1,330.02
2,200.00sh PROSHARES ULTRASHORT S&P 500 B	August 08, 2011	August 08, 2011	60,830.00	60,372.40	457.60
1,465.00sh PROSHARES ULTRASHORT S&P 500 B	August 08, 2011	August 08, 2011	40,521.90	40,202.53	319.37
1,335.00sh PROSHARES ULTRASHORT S&P 500 B	August 08, 2011	August 08, 2011	36,916.11	36,635.07	281.04
5,000.00sh PROSHARES ULTRASHORT S&P 500 B	August 08, 2011	August 08, 2011	135,845.01	135,559.99	285.02
5,000.00sh PROSHARES ULTRASHORT S&P 500 B	August 08, 2011	August 08, 2011	135,845.01	135,459.99	385.02
10,000.00sh PROSHARES ULTRASHORT S&P 500 B	August 08, 2011	August 08, 2011	266,990.01	270,509.99	(3,519.98)
800.00sh PROSHARES ULTRASHORT S&P 500 B	August 08, 2011	August 08, 2011	21,423.20	21,568.00	(144.80)
4,200.00sh PROSHARES ULTRASHORT S&P 500 B	August 08, 2011	August 08, 2011	112,471.80	113,283.99	(812.19)
700.00sh PROSHARES ULTRASHORT S&P 500 B	August 08, 2011	August 08, 2011	18,745.30	18,865.00	(119.70)
4,300.00sh PROSHARES ULTRASHORT S&P 500 B	August 08, 2011	August 08, 2011	115,149.70	115,937.99	(788.29)
5,000.00sh PROSHARES ULTRASHORT S&P 500 B	August 08, 2011	August 08, 2011	133,040.01	134,609.99	(1,569.98)
4,000.00sh PROSHARES ULTRASHORT S&P 500 B	August 08, 2011	August 08, 2011	106,720.00	107,564.00	(844.00)
1,000.00sh PROSHARES ULTRASHORT S&P 500 B	August 08, 2011	August 08, 2011	26,680.01	26,891.00	(210.99)
5,000.00sh PROSHARES ULTRASHORT S&P 500 B	August 08, 2011	August 08, 2011	133,745.01	134,454.99	(709.99)
5,000.00sh PROSHARES ULTRASHORT S&P 500 B	August 08, 2011	August 08, 2011	133,745.01	134,104.99	(359.99)
5,000.00sh PROSHARES ULTRASHORT S&P 500 B	August 08, 2011	August 08, 2011	133,800.00	134,104.99	(304.99)
200.00sh PROSHARES ULTRASHORT S&P 500 B	August 08, 2011	August 08, 2011	5,352.00	5,354.40	(2.40)
4,800.00sh PROSHARES ULTRASHORT S&P 500 B	August 08, 2011	August 08, 2011	128,486.01	128,505.59	(19.58)
5,000.00sh PROSHARES ULTRASHORT S&P 500 B	August 08, 2011	August 08, 2011	131,695.01	133,359.99	(1,664.98)
5,000.00sh PROSHARES ULTRASHORT S&P 500 B	August 08, 2011	August 08, 2011	131,695.01	133,159.99	(1,464.98)
2,000.00sh PROSHARES ULTRASHORT S&P 500 B	August 08, 2011	August 08, 2011	52,420.00	53,004.00	(584.00)
3,000.00sh PROSHARES ULTRASHORT S&P 500 B	August 08, 2011	August 08, 2011	78,620.01	79,505.99	(885.98)
5,000.00sh PROSHARES ULTRASHORT S&P 500 B	August 08, 2011	August 08, 2011	131,690.01	132,459.99	(769.98)
5,000.00sh PROSHARES ULTRASHORT S&P 500 B	August 08, 2011	August 08, 2011	132,040.01	133,009.99	(969.98)
5,000.00sh PROSHARES ULTRASHORT S&P 500 B	August 08, 2011	August 08, 2011	129,540.01	132,359.99	(2,819.98)
5,000.00sh PROSHARES ULTRASHORT S&P 500 B	August 08, 2011	August 08, 2011	129,890.01	132,859.99	(2,969.98)
5,000.00sh PROSHARES ULTRASHORT S&P 500 B	August 08, 2011	August 08, 2011	130,190.01	131,909.99	(1,719.98)
100.00sh PROSHARES ULTRASHORT S&P 500 B	August 08, 2011	August 08, 2011	2,608.80	2,637.00	(28.20)
4,900.00sh PROSHARES ULTRASHORT S&P 500 B	August 08, 2011	August 08, 2011	127,831.21	129,271.99	(1,440.78)
400.00sh PROSHARES ULTRASHORT S&P 500 B	August 08, 2011	August 08, 2011	10,487.60	10,512.00	(24.40)
4,600.00sh PROSHARES ULTRASHORT S&P 500 B	August 08, 2011	August 08, 2011	120,607.40	120,943.99	(336.59)
5,000.00sh PROSHARES ULTRASHORT S&P 500 B	August 08, 2011	August 08, 2011	131,095.01	131,309.99	(214.98)
5,000.00sh PROSHARES ULTRASHORT S&P 500 B	August 08, 2011	August 08, 2011	131,395.01	130,909.99	485.01
5,000.00sh PROSHARES ULTRASHORT S&P 500 B	August 08, 2011	August 08, 2011	131,395.01	130,559.99	835.01
5,000.00sh PROSHARES ULTRASHORT S&P 500 B	August 08, 2011	August 08, 2011	131,490.01	131,759.99	(269.98)
5,000.00sh PROSHARES ULTRASHORT S&P 500 B	August 08, 2011	August 08, 2011	130,895.01	132,259.99	(1,364.98)
5,000.00sh PROSHARES ULTRASHORT S&P 500 B	August 08, 2011	August 08, 2011	130,895.01	132,054.99	(1,159.99)
5,000.00sh PROSHARES ULTRASHORT S&P 500 B	August 08, 2011	August 08, 2011	126,640.01	132,054.99	(5,414.98)
160.00sh DIRECTIONSHARES LARGE CAP BEAR	August 04, 2010	August 09, 2011	10,928.00	8,075.20	2,852.80
20.00sh DIRECTIONSHARES LARGE CAP BEAR	August 04, 2010	August 09, 2011	1,366.00	1,009.40	356.60
20.00sh DIRECTIONSHARES LARGE CAP BEAR	August 04, 2010	August 09, 2011	1,356.01	1,009.40	346.61
300.00sh DIRECTIONSHARES LARGE CAP BEAR	September 01, 2010	August 09, 2011	22,515.00	15,140.99	7,374.01
600.00sh CAMECO CP COM BUY TRADE 1000 @	July 22, 2011	August 09, 2011	13,326.00	16,374.00	(3,048.00)
400.00sh CAMECO CP COM BUY TRADE 1000 @	July 22, 2011	August 09, 2011	8,874.01	10,916.00	(2,041.99)
400.00sh CAMECO CP COM BUY TRADE 1000 @	July 22, 2011	August 09, 2011	8,884.00	10,916.00	(2,032.00)
100.00sh CAMECO CP COM BUY TRADE 1000 @	July 22, 2011	August 09, 2011	2,221.00	2,738.99	(517.99)
200.00sh CAMECO CP COM BUY TRADE 1000 @	July 25, 2011	August 09, 2011	4,442.00	5,644.00	(1,202.00)
300.00sh CAMECO CP COM BUY TRADE 1000 @	July 25, 2011	August 09, 2011	6,663.00	8,478.99	(1,815.99)
1,700.00sh PROSHARES ULTRASHORT S&P 500 B	August 08, 2011	August 09, 2011	43,384.00	44,796.70	(1,412.70)
800.00sh PROSHARES ULTRASHORT S&P 500 B	August 08, 2011	August 09, 2011	20,406.01	21,080.80	(674.79)
2,700.00sh PROSHARES ULTRASHORT S&P 500 B	August 08, 2011	August 09, 2011	70,389.00	71,147.70	(758.70)
2,300.00sh PROSHARES ULTRASHORT S&P 500 B	August 08, 2011	August 09, 2011	59,974.01	60,607.30	(633.29)
2,500.00sh PROSHARES ULTRASHORT S&P 500 B	August 08, 2011	August 09, 2011	66,200.00	65,877.50	322.50
1,200.00sh PROSHARES ULTRASHORT S&P 500 B	August 08, 2011	August 09, 2011	31,788.00	31,525.20	262.80
1,300.00sh PROSHARES ULTRASHORT S&P 500 B	August 08, 2011	August 09, 2011	34,440.01	34,152.30	287.71
3,500.00sh PROSHARES ULTRASHORT S&P 500 B	August 08, 2011	August 09, 2011	93,625.00	91,948.50	1,676.50
1,500.00sh PROSHARES ULTRASHORT S&P 500 B	August 08, 2011	August 09, 2011	40,130.01	39,406.50	723.51
2,500.00sh PROSHARES ULTRASHORT S&P 500 B	August 08, 2011	August 09, 2011	67,075.00	65,677.50	1,397.50
2,400.00sh PROSHARES ULTRASHORT S&P 500 B	August 08, 2011	August 09, 2011	64,392.00	62,904.00	1,488.00
100.00sh PROSHARES ULTRASHORT S&P 500 B	August 08, 2011	August 09, 2011	2,674.01	2,621.00	53.01
3,300.00sh PROSHARES ULTRASHORT S&P 500 B	August 08, 2011	August 09, 2011	90,149.41	86,493.00	3,656.41
1,700.00sh PROSHARES ULTRASHORT S&P 500 B	August 08, 2011	August 09, 2011	46,440.60	44,561.04	1,879.56
2,500.00sh PROSHARES ULTRASHORT S&P 500 B	August 08, 2011	August 09, 2011	68,770.00	65,530.95	3,239.05
2,500.00sh PROSHARES ULTRASHORT S&P 500 B	August 08, 2011	August 09, 2011	68,770.01	65,075.00	3,695.01
1,500.00sh PROSHARES ULTRASHORT S&P 500 B	August 08, 2011	August 09, 2011	41,340.00	39,045.00	2,295.00
2,600.00sh PROSHARES ULTRASHORT S&P 500 B	August 08, 2011	August 09, 2011	71,656.00	67,682.33	3,973.67

Part I Short-Term Capital Gains and Losses - Assets Held One Year or Less					
(a) Description of Property	(b) Date acquired	(c) Date sold	(d) Sales price	(e) Cost basis	(f) Gain (loss)
900.00sh PROSHARES ULTRASHORT S&P 500 B	August 08, 2011	August 09, 2011	24,803.01	23,428.50	1,374.51
2,500.00sh PROSHARES ULTRASHORT S&P 500 B	August 08, 2011	August 09, 2011	69,070.01	65,079.16	3,990.84
500.00sh ISHARES SILVER TRUST BUY TRADE	August 09, 2011	August 09, 2011	18,025.01	18,584.99	(559.99)
500.00sh ISHARES SILVER TRUST BUY TRADE	August 09, 2011	August 09, 2011	18,025.01	18,463.33	(438.32)
400.00sh ISHARES SILVER TRUST BUY TRADE	August 09, 2011	August 09, 2011	14,664.00	14,770.66	(106.66)
600.00sh ISHARES SILVER TRUST BUY TRADE	August 09, 2011	August 09, 2011	21,992.01	22,156.00	(163.99)
2,500.00sh PROSHARES ULTRASHORT S&P 500 B	August 09, 2011	August 09, 2011	69,070.01	67,229.99	1,840.01
2,500.00sh PROSHARES ULTRASHORT S&P 500 B	August 09, 2011	August 09, 2011	69,570.01	67,229.99	2,340.01
400.00sh PROSHARES ULTRASHORT S&P 500 B	August 09, 2011	August 09, 2011	11,131.20	10,748.00	383.20
2,100.00sh PROSHARES ULTRASHORT S&P 500 B	August 09, 2011	August 09, 2011	58,438.80	56,452.56	1,986.24
2,500.00sh PROSHARES ULTRASHORT S&P 500 B	August 09, 2011	August 09, 2011	69,845.01	67,205.43	2,639.58
100.00sh PROSHARES ULTRASHORT S&P 500 B	August 09, 2011	August 09, 2011	2,793.80	2,821.00	(27.20)
2,400.00sh PROSHARES ULTRASHORT S&P 500 B	August 09, 2011	August 09, 2011	67,051.20	67,732.89	(681.69)
2,500.00sh PROSHARES ULTRASHORT S&P 500 B	August 09, 2011	August 09, 2011	70,145.01	70,555.10	(410.09)
2,500.00sh PROSHARES ULTRASHORT S&P 500 B	August 09, 2011	August 09, 2011	70,145.01	70,429.99	(284.99)
2,500.00sh PROSHARES ULTRASHORT S&P 500 B	August 09, 2011	August 09, 2011	70,145.01	70,429.99	(284.99)
600.00sh PROSHARES ULTRASHORT S&P 500 B	August 09, 2011	August 09, 2011	16,834.80	16,632.00	202.80
1,900.00sh PROSHARES ULTRASHORT S&P 500 B	August 09, 2011	August 09, 2011	53,310.20	52,691.31	618.89
2,500.00sh PROSHARES ULTRASHORT S&P 500 B	August 09, 2011	August 09, 2011	70,445.00	69,330.68	1,114.33
2,500.00sh PROSHARES ULTRASHORT S&P 500 B	August 09, 2011	August 09, 2011	70,445.01	71,704.99	(1,259.99)
2,500.00sh PROSHARES ULTRASHORT S&P 500 B	August 09, 2011	August 09, 2011	70,422.50	71,704.99	(1,282.49)
700.00sh PROSHARES ULTRASHORT S&P 500 B	August 09, 2011	August 09, 2011	19,718.30	19,859.00	(140.70)
3,000.00sh PROSHARES ULTRASHORT S&P 500 B	August 09, 2011	August 09, 2011	84,507.00	85,140.00	(633.00)
100.00sh PROSHARES ULTRASHORT S&P 500 B	August 09, 2011	August 09, 2011	2,816.90	2,838.00	(21.10)
1,200.00sh PROSHARES ULTRASHORT S&P 500 B	August 09, 2011	August 09, 2011	33,802.80	34,077.99	(275.19)
500.00sh PROSHARES ULTRASHORT S&P 500 B	August 09, 2011	August 09, 2011	14,084.50	14,130.00	(45.50)
2,000.00sh PROSHARES ULTRASHORT S&P 500 B	August 09, 2011	August 09, 2011	56,338.00	56,540.00	(202.00)
1,000.00sh PROSHARES ULTRASHORT S&P 500 B	August 09, 2011	August 09, 2011	28,310.00	28,270.00	40.00
1,500.00sh PROSHARES ULTRASHORT S&P 500 B	August 09, 2011	August 09, 2011	42,465.00	42,414.99	50.01
600.00sh PROSHARES ULTRASHORT S&P 500 B	August 09, 2011	August 09, 2011	16,986.00	16,800.00	186.00
1,200.00sh PROSHARES ULTRASHORT S&P 500 B	August 09, 2011	August 09, 2011	33,972.00	33,588.00	384.00
2,000.00sh PROSHARES ULTRASHORT S&P 500 B	August 09, 2011	August 09, 2011	56,620.00	55,980.00	640.00
1,200.00sh PROSHARES ULTRASHORT S&P 500 B	August 09, 2011	August 09, 2011	33,972.00	33,597.99	374.01
1,600.00sh PROSHARES ULTRASHORT S&P 500 B	August 09, 2011	August 09, 2011	45,296.00	44,656.00	640.00
600.00sh PROSHARES ULTRASHORT S&P 500 B	August 09, 2011	August 09, 2011	16,986.00	16,753.76	232.24
300.00sh PROSHARES ULTRASHORT S&P 500 B	August 09, 2011	August 09, 2011	8,486.01	8,376.88	109.13
2,500.00sh PROSHARES ULTRASHORT S&P 500 B	August 09, 2011	August 09, 2011	68,870.01	69,807.35	(937.34)
300.00sh PROSHARES ULTRASHORT S&P 500 B	August 09, 2011	August 09, 2011	8,264.40	8,346.00	(81.60)
2,200.00sh PROSHARES ULTRASHORT S&P 500 B	August 09, 2011	August 09, 2011	60,605.60	61,230.68	(625.07)
2,500.00sh PROSHARES ULTRASHORT S&P 500 B	August 09, 2011	August 09, 2011	68,375.00	69,580.31	(1,205.31)
2,100.00sh PROSHARES ULTRASHORT S&P 500 B	August 09, 2011	August 09, 2011	57,435.00	57,775.20	(340.20)
400.00sh PROSHARES ULTRASHORT S&P 500 B	August 09, 2011	August 09, 2011	10,934.01	11,004.80	(70.79)
2,500.00sh PROSHARES ULTRASHORT S&P 500 B	August 09, 2011	August 09, 2011	68,500.00	68,779.99	(279.99)
2,200.00sh PROSHARES ULTRASHORT S&P 500 B	August 09, 2011	August 09, 2011	60,280.00	60,438.40	(158.40)
300.00sh PROSHARES ULTRASHORT S&P 500 B	August 09, 2011	August 09, 2011	8,213.01	8,241.60	(28.59)
2,500.00sh PROSHARES ULTRASHORT S&P 500 B	August 09, 2011	August 09, 2011	69,050.00	68,679.99	370.01
2,200.00sh PROSHARES ULTRASHORT S&P 500 B	August 09, 2011	August 09, 2011	60,764.00	60,262.40	501.60
300.00sh PROSHARES ULTRASHORT S&P 500 B	August 09, 2011	August 09, 2011	8,279.01	8,217.60	61.41
2,500.00sh PROSHARES ULTRASHORT S&P 500 B	August 09, 2011	August 09, 2011	66,120.01	68,479.99	(2,359.99)
200.00sh PROSHARES ULTRASHORT S&P 500 B	August 09, 2011	August 09, 2011	5,289.60	5,454.00	(164.40)
2,300.00sh PROSHARES ULTRASHORT S&P 500 B	August 09, 2011	August 09, 2011	60,830.40	62,748.79	(1,918.38)
2,500.00sh PROSHARES ULTRASHORT S&P 500 B	August 09, 2011	August 09, 2011	66,850.00	68,205.20	(1,355.20)
1,600.00sh PROSHARES ULTRASHORT S&P 500 B	August 09, 2011	August 09, 2011	42,784.00	43,795.20	(1,011.20)
300.00sh PROSHARES ULTRASHORT S&P 500 B	August 09, 2011	August 09, 2011	8,025.00	8,211.60	(186.60)
600.00sh PROSHARES ULTRASHORT S&P 500 B	August 09, 2011	August 09, 2011	16,040.01	16,423.20	(383.19)
2,500.00sh PROSHARES ULTRASHORT S&P 500 B	August 09, 2011	August 09, 2011	67,450.00	68,429.99	(979.99)
1,000.00sh PROSHARES ULTRASHORT S&P 500 B	August 09, 2011	August 09, 2011	26,980.00	27,160.00	(180.00)
1,100.00sh PROSHARES ULTRASHORT S&P 500 B	August 09, 2011	August 09, 2011	29,678.00	29,889.75	(211.75)
400.00sh PROSHARES ULTRASHORT S&P 500 B	August 09, 2011	August 09, 2011	10,786.01	10,869.00	(82.99)
2,500.00sh PROSHARES ULTRASHORT S&P 500 B	August 09, 2011	August 09, 2011	66,970.00	67,931.24	(961.24)
1,100.00sh PROSHARES ULTRASHORT S&P 500 B	August 09, 2011	August 09, 2011	29,466.80	29,832.00	(365.20)
1,400.00sh PROSHARES ULTRASHORT S&P 500 B	August 09, 2011	August 09, 2011	37,503.20	37,985.59	(482.38)
2,500.00sh PROSHARES ULTRASHORT S&P 500 B	August 09, 2011	August 09, 2011	67,322.50	67,831.40	(508.90)
1,900.00sh PROSHARES ULTRASHORT S&P 500 B	August 09, 2011	August 09, 2011	51,165.10	51,433.00	(267.90)
3,100.00sh PROSHARES ULTRASHORT S&P 500 B	August 09, 2011	August 09, 2011	83,479.90	83,957.99	(478.09)
2,500.00sh PROSHARES ULTRASHORT S&P 500 B	August 09, 2011	August 09, 2011	67,322.50	67,329.99	(7.49)
2,500.00sh PROSHARES ULTRASHORT S&P 500 B	August 09, 2011	August 09, 2011	67,447.50	67,329.99	117.51
5,000.00sh PROSHARES ULTRASHORT S&P 500 B	August 09, 2011	August 09, 2011	134,895.01	135,409.99	(514.98)
2,500.00sh PROSHARES ULTRASHORT S&P 500 B	August 09, 2011	August 09, 2011	67,447.50	67,479.99	(32.49)
2,500.00sh PROSHARES ULTRASHORT S&P 500 B	August 09, 2011	August 09, 2011	67,125.00	67,479.99	(354.99)
2,000.00sh PROSHARES ULTRASHORT S&P 500 B	August 09, 2011	August 09, 2011	53,700.00	53,924.00	(224.00)
500.00sh PROSHARES ULTRASHORT S&P 500 B	August 09, 2011	August 09, 2011	13,420.01	13,481.00	(60.99)
2,500.00sh PROSHARES ULTRASHORT S&P 500 B	August 09, 2011	August 09, 2011	66,445.01	67,404.99	(959.99)
2,500.00sh PROSHARES ULTRASHORT S&P 500 B	August 09, 2011	August 09, 2011	66,445.01	67,354.99	(909.99)
2,500.00sh PROSHARES ULTRASHORT S&P 500 B	August 09, 2011	August 09, 2011	65,590.01	67,354.99	(1,764.98)
5,000.00sh PROSHARES ULTRASHORT S&P 500 B	August 09, 2011	August 09, 2011	131,790.01	133,659.99	(1,869.98)
5,000.00sh PROSHARES ULTRASHORT S&P 500 B	August 09, 2011	August 09, 2011	132,190.01	133,509.99	(1,319.98)
5,000.00sh PROSHARES ULTRASHORT S&P 500 B	August 09, 2011	August 09, 2011	132,195.01	133,159.99	(964.98)
5,000.00sh PROSHARES ULTRASHORT S&P 500 B	August 09, 2011	August 09, 2011	132,195.01	132,909.99	(714.98)
5,000.00sh PROSHARES ULTRASHORT S&P 500 B	August 09, 2011	August 09, 2011	131,640.01	132,656.66	(1,016.65)
2,500.00sh PROSHARES ULTRASHORT S&P 500 B	August 09, 2011	August 09, 2011	65,920.00	66,328.33	(408.33)
2,500.00sh PROSHARES ULTRASHORT S&P 500 B	August 09, 2011	August 09, 2011	65,920.01	66,129.99	(209.99)
2,500.00sh PROSHARES ULTRASHORT S&P 500 B	August 09, 2011	August 09, 2011	66,345.01	66,129.99	215.01
2,500.00sh PROSHARES ULTRASHORT S&P 500 B	August 09, 2011	August 09, 2011	66,345.01	65,804.99	540.01
300.00sh PROSHARES ULTRASHORT S&P 500 B	August 09, 2011	August 09, 2011	7,995.00	7,896.60	98.40
2,200.00sh PROSHARES ULTRASHORT S&P 500 B	August 09, 2011	August 09, 2011	58,625.32	57,908.40	716.93

Part I Short-Term Capital Gains and Losses - Assets Held One Year or Less						
(a) Description of Property	(b) Date acquired	(c) Date sold	(d) Sales price	(e) Cost basis	(f) Gain (loss)	
800.00sh PROSHARES ULTRASHORT S&P 500 B	August 09, 2011	August 09, 2011	21,318.30	21,320.00	(1.70)	
1,700.00sh PROSHARES ULTRASHORT S&P 500 B	August 09, 2011	August 09, 2011	45,301.39	45,326.04	(24.66)	
2,500.00sh PROSHARES ULTRASHORT S&P 500 B	August 09, 2011	August 09, 2011	67,745.00	66,655.95	1,089.06	
2,500.00sh PROSHARES ULTRASHORT S&P 500 B	August 09, 2011	August 09, 2011	67,745.01	66,479.99	1,265.01	
2,500.00sh PROSHARES ULTRASHORT S&P 500 B	August 09, 2011	August 09, 2011	68,320.01	66,479.99	1,840.01	
2,500.00sh PROSHARES ULTRASHORT S&P 500 B	August 09, 2011	August 09, 2011	68,320.01	66,229.99	2,090.01	
2,500.00sh PROSHARES ULTRASHORT S&P 500 B	August 09, 2011	August 09, 2011	68,900.00	66,229.99	2,670.01	
1,100.00sh PROSHARES ULTRASHORT S&P 500 B	August 09, 2011	August 09, 2011	30,316.00	29,018.00	1,298.00	
1,000.00sh PROSHARES ULTRASHORT S&P 500 B	August 09, 2011	August 09, 2011	27,560.00	26,392.56	1,167.44	
400.00sh PROSHARES ULTRASHORT S&P 500 B	August 09, 2011	August 09, 2011	11,018.01	10,557.02	460.99	
2,500.00sh PROSHARES ULTRASHORT S&P 500 B	August 09, 2011	August 09, 2011	69,072.50	65,981.40	3,091.10	
5,000.00sh PROSHARES ULTRASHORT S&P 500 B	August 09, 2011	August 09, 2011	138,145.01	133,509.99	4,635.02	
2,500.00sh PROSHARES ULTRASHORT S&P 500 B	August 09, 2011	August 09, 2011	69,072.50	66,829.99	2,242.51	
2,500.00sh PROSHARES ULTRASHORT S&P 500 B	August 09, 2011	August 10, 2011	68,400.00	66,829.99	1,570.01	
500.00sh PROSHARES ULTRASHORT S&P 500 B	August 09, 2011	August 10, 2011	13,680.00	13,320.00	360.00	
1,800.00sh PROSHARES ULTRASHORT S&P 500 B	August 09, 2011	August 10, 2011	49,248.00	47,974.00	1,274.00	
200.00sh PROSHARES ULTRASHORT S&P 500 B	August 09, 2011	August 10, 2011	5,464.01	5,330.44	133.57	
2,500.00sh PROSHARES ULTRASHORT S&P 500 B	August 09, 2011	August 10, 2011	68,395.01	66,630.55	1,764.45	
2,500.00sh PROSHARES ULTRASHORT S&P 500 B	August 09, 2011	August 10, 2011	68,395.01	66,504.99	1,890.01	
2,500.00sh PROSHARES ULTRASHORT S&P 500 B	August 09, 2011	August 10, 2011	68,645.01	66,504.99	2,140.01	
2,500.00sh PROSHARES ULTRASHORT S&P 500 B	August 10, 2011	August 10, 2011	68,645.01	68,104.99	540.01	
2,500.00sh PROSHARES ULTRASHORT S&P 500 B	August 10, 2011	August 10, 2011	68,695.01	68,104.99	590.01	
2,500.00sh PROSHARES ULTRASHORT S&P 500 B	August 10, 2011	August 10, 2011	68,695.01	67,829.99	865.01	
1,000.00sh SPDR TR UNIT SER 1 BUY TRADE 2	August 10, 2011	August 10, 2011	112,386.67	115,839.99	(3,453.32)	
1,000.00sh SPDR TR UNIT SER 1 BUY TRADE 2	August 10, 2011	August 10, 2011	112,386.67	115,909.99	(3,523.32)	
100.00sh SPDR TR UNIT SER 1 BUY TRADE 2	August 10, 2011	August 10, 2011	11,238.67	11,562.00	(323.33)	
700.00sh SPDR TR UNIT SER 1 BUY TRADE 2	August 10, 2011	August 10, 2011	78,670.67	80,934.00	(2,263.33)	
200.00sh SPDR TR UNIT SER 1 BUY TRADE 2	August 10, 2011	August 10, 2011	22,477.33	23,133.99	(656.66)	
1,123.00sh PROSHARES ULTRASHORT S&P 500 B	August 10, 2011	August 10, 2011	29,579.82	30,469.23	(889.41)	
1,377.00sh PROSHARES ULTRASHORT S&P 500 B	August 10, 2011	August 10, 2011	36,280.40	37,360.76	(1,080.36)	
500.00sh PROSHARES ULTRASHORT S&P 500 B	August 10, 2011	August 10, 2011	13,173.71	13,540.00	(366.29)	
2,000.00sh PROSHARES ULTRASHORT S&P 500 B	August 10, 2011	August 10, 2011	52,694.85	54,184.44	(1,489.59)	
2,500.00sh PROSHARES ULTRASHORT S&P 500 B	August 10, 2011	August 10, 2011	66,270.01	67,730.55	(1,460.55)	
2,500.00sh PROSHARES ULTRASHORT S&P 500 B	August 10, 2011	August 10, 2011	66,270.01	67,579.99	(1,309.99)	
2,500.00sh PROSHARES ULTRASHORT S&P 500 B	August 10, 2011	August 10, 2011	66,295.01	67,579.99	(1,284.99)	
2,500.00sh PROSHARES ULTRASHORT S&P 500 B	August 10, 2011	August 10, 2011	66,295.01	67,354.99	(1,059.99)	
2,500.00sh PROSHARES ULTRASHORT S&P 500 B	August 10, 2011	August 10, 2011	65,170.00	67,354.99	(2,184.99)	
2,500.00sh PROSHARES ULTRASHORT S&P 500 B	August 10, 2011	August 10, 2011	65,170.00	66,604.99	(1,434.99)	
1,000.00sh SPDR TR UNIT SER 1 BUY TRADE 2	August 10, 2011	August 10, 2011	115,448.00	115,769.99	(321.99)	
1,000.00sh SPDR TR UNIT SER 1 BUY TRADE 2	August 10, 2011	August 10, 2011	115,448.00	115,509.99	(61.99)	
1,000.00sh SPDR TR UNIT SER 1 BUY TRADE 2	August 10, 2011	August 10, 2011	115,448.00	115,159.99	288.01	
1,000.00sh SPDR TR UNIT SER 1 BUY TRADE 2	August 10, 2011	August 10, 2011	115,448.00	114,959.99	488.01	
1,000.00sh SPDR TR UNIT SER 1 BUY TRADE 2	August 10, 2011	August 10, 2011	115,448.00	114,989.99	458.01	
2,500.00sh PROSHARES ULTRASHORT S&P 500 B	August 10, 2011	August 10, 2011	65,620.01	66,604.99	(984.99)	
2,500.00sh PROSHARES ULTRASHORT S&P 500 B	August 10, 2011	August 10, 2011	65,620.01	66,379.99	(759.99)	
2,500.00sh PROSHARES ULTRASHORT S&P 500 B	August 10, 2011	August 10, 2011	65,820.01	66,379.99	(559.99)	
2,500.00sh PROSHARES ULTRASHORT S&P 500 B	August 10, 2011	August 10, 2011	65,820.01	66,279.99	(459.99)	
2,500.00sh PROSHARES ULTRASHORT S&P 500 B	August 10, 2011	August 10, 2011	66,345.01	66,279.99	65.01	
500.00sh PROSHARES ULTRASHORT S&P 500 B	August 10, 2011	August 10, 2011	13,269.00	13,090.00	179.00	
600.00sh PROSHARES ULTRASHORT S&P 500 B	August 10, 2011	August 10, 2011	15,922.80	15,708.00	214.80	
1,400.00sh PROSHARES ULTRASHORT S&P 500 B	August 10, 2011	August 10, 2011	37,153.20	36,669.59	483.62	
2,500.00sh PROSHARES ULTRASHORT S&P 500 B	August 10, 2011	August 10, 2011	66,645.00	65,481.40	1,163.60	
2,500.00sh PROSHARES ULTRASHORT S&P 500 B	August 10, 2011	August 10, 2011	66,645.01	65,305.00	1,340.01	
2,500.00sh PROSHARES ULTRASHORT S&P 500 B	August 10, 2011	August 10, 2011	66,945.01	65,305.00	1,640.01	
2,500.00sh PROSHARES ULTRASHORT S&P 500 B	August 10, 2011	August 10, 2011	66,945.01	65,180.00	1,765.01	
2,500.00sh PROSHARES ULTRASHORT S&P 500 B	August 10, 2011	August 10, 2011	66,250.00	65,180.00	1,070.01	
900.00sh PROSHARES ULTRASHORT S&P 500 B	August 10, 2011	August 10, 2011	23,850.00	23,382.00	468.00	
180.00sh PROSHARES ULTRASHORT S&P 500 B	August 10, 2011	August 10, 2011	4,768.88	4,676.40	92.48	
1,420.00sh PROSHARES ULTRASHORT S&P 500 B	August 10, 2011	August 10, 2011	37,621.13	36,910.66	710.48	
1,100.00sh PROSHARES ULTRASHORT S&P 500 B	August 10, 2011	August 10, 2011	29,205.00	28,592.76	612.24	
400.00sh PROSHARES ULTRASHORT S&P 500 B	August 10, 2011	August 10, 2011	10,618.98	10,397.37	221.61	
400.00sh PROSHARES ULTRASHORT S&P 500 B	August 10, 2011	August 10, 2011	10,618.98	10,492.00	126.98	
600.00sh PROSHARES ULTRASHORT S&P 500 B	August 10, 2011	August 10, 2011	15,928.46	15,747.99	180.47	
2,500.00sh PROSHARES ULTRASHORT S&P 500 B	August 10, 2011	August 10, 2011	66,368.60	67,379.99	(1,011.40)	
1,100.00sh PROSHARES ULTRASHORT S&P 500 B	August 10, 2011	August 10, 2011	29,381.00	29,647.20	(266.20)	
1,400.00sh PROSHARES ULTRASHORT S&P 500 B	August 10, 2011	August 10, 2011	37,390.41	37,732.80	(342.38)	
1,200.00sh PROSHARES ULTRASHORT S&P 500 B	August 10, 2011	August 10, 2011	32,048.93	32,292.00	(243.07)	
1,300.00sh PROSHARES ULTRASHORT S&P 500 B	August 10, 2011	August 10, 2011	34,719.67	34,986.42	(266.75)	
2,500.00sh PROSHARES ULTRASHORT S&P 500 B	August 10, 2011	August 10, 2011	66,970.01	67,281.57	(311.57)	
2,500.00sh PROSHARES ULTRASHORT S&P 500 B	August 10, 2011	August 10, 2011	66,970.01	67,129.99	(159.99)	
1,300.00sh PROSHARES ULTRASHORT S&P 500 B	August 10, 2011	August 10, 2011	34,671.00	34,907.60	(236.60)	
1,200.00sh PROSHARES ULTRASHORT S&P 500 B	August 10, 2011	August 10, 2011	31,994.01	32,222.40	(228.39)	
2,500.00sh PROSHARES ULTRASHORT S&P 500 B	August 10, 2011	August 10, 2011	65,865.01	66,975.00	(1,109.99)	
3,350.00sh PROSHARES ULTRASHORT S&P 500 B	August 10, 2011	August 10, 2011	88,768.31	89,746.50	(978.19)	
1,650.00sh PROSHARES ULTRASHORT S&P 500 B	August 10, 2011	August 10, 2011	43,721.70	44,223.97	(502.27)	
2,500.00sh PROSHARES ULTRASHORT S&P 500 B	August 10, 2011	August 10, 2011	66,470.01	67,006.02	(536.01)	
700.00sh PROSHARES ULTRASHORT S&P 500 B	August 10, 2011	August 10, 2011	18,611.60	18,963.00	(351.40)	
1,800.00sh PROSHARES ULTRASHORT S&P 500 B	August 10, 2011	August 10, 2011	47,858.40	48,802.18	(943.78)	
2,500.00sh PROSHARES ULTRASHORT S&P 500 B	August 10, 2011	August 10, 2011	67,070.01	67,780.81	(710.80)	
2,500.00sh PROSHARES ULTRASHORT S&P 500 B	August 10, 2011	August 10, 2011	67,070.01	67,854.99	(784.99)	
100.00sh SPDR GOLD TR GOLD SHS ETF BUY	August 05, 2011	August 11, 2011	16,888.00	16,153.00	735.00	
300.00sh SPDR GOLD TR GOLD SHS ETF BUY	August 05, 2011	August 11, 2011	50,656.51	48,459.00	2,197.51	
100.00sh SPDR GOLD TR GOLD SHS ETF BUY	August 05, 2011	August 11, 2011	16,885.50	16,155.67	729.84	
300.00sh SPDR GOLD TR GOLD SHS ETF BUY	August 05, 2011	August 11, 2011	51,182.01	48,467.00	2,715.01	
2,500.00sh PROSHARES ULTRASHORT S&P 500 B	August 10, 2011	August 11, 2011	61,315.01	67,854.99	(6,539.98)	
110.00sh PROSHARES ULTRASHORT S&P 500 B	August 10, 2011	August 11, 2011	2,723.16	2,954.60	(231.44)	

Part I Short-Term Capital Gains and Losses - Assets Held One Year or Less					
(a) Description of Property	(b) Date acquired	(c) Date sold	(d) Sales price	(e) Cost basis	(f) Gain (loss)
2,390.00sh PROSHARES ULTRASHORT S&P 500 B	August 10, 2011	August 11, 2011	59,166.85	64,224.18	(5,057.33)
2,500.00sh PROSHARES ULTRASHORT S&P 500 B	August 10, 2011	August 11, 2011	62,090.01	67,180.11	(5,090.10)
2,500.00sh PROSHARES ULTRASHORT S&P 500 B	August 10, 2011	August 11, 2011	62,165.01	66,979.99	(4,814.98)
2,500.00sh PROSHARES ULTRASHORT S&P 500 B	August 10, 2011	August 11, 2011	62,520.00	66,979.99	(4,459.99)
2,500.00sh PROSHARES ULTRASHORT S&P 500 B	August 10, 2011	August 11, 2011	62,520.00	67,759.99	(5,239.99)
2,500.00sh PROSHARES ULTRASHORT S&P 500 B	August 10, 2011	August 11, 2011	62,545.00	67,509.99	(4,964.99)
2,500.00sh PROSHARES ULTRASHORT S&P 500 B	August 10, 2011	August 11, 2011	62,545.00	67,459.99	(4,914.99)
1,700.00sh PROSHARES ULTRASHORT S&P 500 B	August 10, 2011	August 11, 2011	42,738.00	45,611.00	(2,873.00)
600.00sh PROSHARES ULTRASHORT S&P 500 B	August 10, 2011	August 11, 2011	15,084.00	16,098.00	(1,014.00)
136.00sh PROSHARES ULTRASHORT S&P 500 B	August 10, 2011	August 11, 2011	3,419.04	3,657.03	(237.99)
64.00sh PROSHARES ULTRASHORT S&P 500 B	August 10, 2011	August 11, 2011	1,609.60	1,720.96	(111.36)
236.00sh PROSHARES ULTRASHORT S&P 500 B	August 10, 2011	August 11, 2011	5,935.40	6,372.94	(437.54)
2,264.00sh PROSHARES ULTRASHORT S&P 500 B	August 10, 2011	August 11, 2011	56,929.61	61,137.05	(4,207.44)
1,500.00sh PROSHARES ULTRASHORT S&P 500 B	August 10, 2011	August 11, 2011	37,992.00	40,425.00	(2,433.00)
1,000.00sh PROSHARES ULTRASHORT S&P 500 B	August 10, 2011	August 11, 2011	25,328.00	26,959.99	(1,631.99)
2,500.00sh PROSHARES ULTRASHORT S&P 500 B	August 10, 2011	August 11, 2011	63,320.00	67,209.99	(3,889.99)
4,763.00sh PROSHARES ULTRASHORT S&P 500 B	August 11, 2011	August 11, 2011	120,884.94	117,131.69	3,753.25
237.00sh PROSHARES ULTRASHORT S&P 500 B	August 11, 2011	August 11, 2011	6,007.44	5,828.30	179.14
5,000.00sh PROSHARES ULTRASHORT S&P 500 B	August 11, 2011	August 11, 2011	127,540.01	123,309.99	4,230.02
5,000.00sh PROSHARES ULTRASHORT S&P 500 B	August 11, 2011	August 11, 2011	128,240.01	123,659.99	4,580.02
1,000.00sh PROSHARES ULTRASHORT S&P 500 B	August 11, 2011	August 11, 2011	25,688.00	25,170.00	518.00
4,000.00sh PROSHARES ULTRASHORT S&P 500 B	August 11, 2011	August 11, 2011	102,752.01	100,729.99	2,022.02
2,500.00sh PROSHARES ULTRASHORT S&P 500 B	August 11, 2011	August 11, 2011	64,945.00	62,559.99	2,385.01
2,500.00sh PROSHARES ULTRASHORT S&P 500 B	August 11, 2011	August 11, 2011	64,945.00	62,659.99	2,285.01
4,553.00sh PROSHARES ULTRASHORT S&P 500 B	August 11, 2011	August 11, 2011	118,514.59	116,520.37	1,994.22
447.00sh PROSHARES ULTRASHORT S&P 500 B	August 11, 2011	August 11, 2011	11,634.36	11,439.62	194.74
4,100.00sh PROSHARES ULTRASHORT S&P 500 B	August 11, 2011	August 11, 2011	107,625.00	104,353.19	3,271.81
900.00sh PROSHARES ULTRASHORT S&P 500 B	August 11, 2011	August 11, 2011	23,615.01	22,906.80	708.21
4,200.00sh PROSHARES ULTRASHORT S&P 500 B	August 11, 2011	August 11, 2011	110,712.00	106,940.39	3,771.61
800.00sh PROSHARES ULTRASHORT S&P 500 B	August 11, 2011	August 11, 2011	21,086.01	20,369.60	716.41
4,750.00sh PROSHARES ULTRASHORT S&P 500 B	August 11, 2011	August 11, 2011	126,150.51	124,165.00	1,985.51
250.00sh PROSHARES ULTRASHORT S&P 500 B	August 11, 2011	August 11, 2011	6,639.50	6,544.99	94.51
5,000.00sh PROSHARES ULTRASHORT S&P 500 B	August 11, 2011	August 11, 2011	133,500.00	129,959.99	3,540.01
4,500.00sh PROSHARES ULTRASHORT S&P 500 B	August 11, 2011	August 11, 2011	120,150.00	115,748.99	4,401.01
500.00sh PROSHARES ULTRASHORT S&P 500 B	August 11, 2011	August 11, 2011	13,345.01	12,861.00	484.01
4,100.00sh PROSHARES ULTRASHORT S&P 500 B	August 11, 2011	August 11, 2011	108,609.00	107,182.19	1,426.81
900.00sh PROSHARES ULTRASHORT S&P 500 B	August 11, 2011	August 11, 2011	23,840.01	23,527.80	312.21
5,000.00sh FRONTIER COMMUNICATIONS CORP C	March 21, 2011	August 12, 2011	34,740.01	40,409.99	(5,669.98)
2,000.00sh FRONTIER COMMUNICATIONS CORP C	March 23, 2011	August 12, 2011	13,916.00	15,989.99	(2,073.99)
600.00sh FRONTIER COMMUNICATIONS CORP C	May 11, 2011	August 12, 2011	4,174.80	5,214.00	(1,039.20)
400.00sh FRONTIER COMMUNICATIONS CORP C	May 11, 2011	August 12, 2011	2,783.20	3,485.99	(702.79)
1,000.00sh FRONTIER COMMUNICATIONS CORP C	May 16, 2011	August 12, 2011	6,958.00	8,699.99	(1,741.99)
1,000.00sh FRONTIER COMMUNICATIONS CORP C	May 17, 2011	August 12, 2011	6,958.00	8,779.99	(1,821.99)
100.00sh ISHARES MSCI MSCI JAPAN IND FD	July 20, 2011	August 12, 2011	984.00	1,076.33	(92.33)
2,900.00sh ISHARES MSCI MSCI JAPAN IND FD	July 20, 2011	August 12, 2011	28,536.00	31,213.66	(2,677.66)
600.00sh ISHARES MSCI MSCI JAPAN IND FD	July 22, 2011	August 12, 2011	5,904.00	6,543.99	(639.99)
600.00sh ISHARES MSCI MSCI JAPAN IND FD	August 01, 2011	August 12, 2011	5,904.00	6,393.99	(489.99)
500.00sh ISHARES MSCI MSCI JAPAN IND FD	August 03, 2011	August 12, 2011	4,920.00	5,226.24	(306.24)
100.00sh ISHARES MSCI MSCI JAPAN IND FD	August 03, 2011	August 12, 2011	984.00	1,045.25	(61.25)
200.00sh ISHARES MSCI MSCI JAPAN IND FD	August 03, 2011	August 12, 2011	1,958.01	2,090.50	(132.49)
1,000.00sh PROSHARES ULTRASHORT LEHMAN 20	August 09, 2011	August 12, 2011	26,376.00	25,589.99	786.01
1,000.00sh PROSHARES ULTRASHORT LEHMAN 20	August 09, 2011	August 12, 2011	26,376.00	25,289.99	1,086.01
500.00sh PROSHARES ULTRASHORT LEHMAN 20	August 10, 2011	August 12, 2011	13,188.00	12,840.00	348.00
1,117.00sh PROSHARES ULTRASHORT S&P 500 B	August 11, 2011	August 12, 2011	27,422.35	29,133.59	(1,711.24)
1,383.00sh PROSHARES ULTRASHORT S&P 500 B	August 11, 2011	August 12, 2011	33,942.66	36,071.40	(2,128.74)
2,500.00sh PROSHARES ULTRASHORT S&P 500 B	August 11, 2011	August 12, 2011	61,365.01	65,205.00	(3,839.99)
2,500.00sh PROSHARES ULTRASHORT S&P 500 B	August 11, 2011	August 12, 2011	61,340.01	67,629.99	(6,289.98)
2,500.00sh PROSHARES ULTRASHORT S&P 500 B	August 11, 2011	August 12, 2011	61,465.01	67,629.99	(6,164.98)
1,200.00sh PROSHARES ULTRASHORT S&P 500 B	August 11, 2011	August 12, 2011	29,508.00	32,424.00	(2,916.00)
1,300.00sh PROSHARES ULTRASHORT S&P 500 B	August 11, 2011	August 12, 2011	31,970.01	35,126.00	(3,155.99)
1,000.00sh PROSHARES ULTRASHORT S&P 500 B	August 11, 2011	August 12, 2011	24,568.00	27,020.00	(2,452.00)
1,500.00sh PROSHARES ULTRASHORT S&P 500 B	August 11, 2011	August 12, 2011	36,852.00	40,539.99	(3,687.99)
2,500.00sh PROSHARES ULTRASHORT S&P 500 B	August 11, 2011	August 12, 2011	61,420.00	67,329.99	(5,909.99)
2,500.00sh PROSHARES ULTRASHORT S&P 500 B	August 11, 2011	August 12, 2011	61,320.00	67,329.99	(6,009.99)
100.00sh PROSHARES ULTRASHORT S&P 500 B	August 11, 2011	August 12, 2011	2,452.80	2,680.00	(227.20)
2,400.00sh PROSHARES ULTRASHORT S&P 500 B	August 11, 2011	August 12, 2011	58,867.20	64,348.89	(5,481.69)
2,500.00sh PROSHARES ULTRASHORT S&P 500 B	August 11, 2011	August 12, 2011	60,640.01	67,030.10	(6,390.09)
2,500.00sh PROSHARES ULTRASHORT S&P 500 B	August 12, 2011	August 12, 2011	60,765.01	61,884.99	(1,119.98)
2,500.00sh PROSHARES ULTRASHORT S&P 500 B	August 12, 2011	August 12, 2011	60,815.01	61,905.00	(1,089.98)
2,500.00sh PROSHARES ULTRASHORT S&P 500 B	August 12, 2011	August 12, 2011	61,015.01	61,905.00	(889.99)
200.00sh PROSHARES ULTRASHORT S&P 500 B	August 12, 2011	August 12, 2011	4,824.00	4,944.00	(120.00)
2,100.00sh PROSHARES ULTRASHORT S&P 500 B	August 12, 2011	August 12, 2011	50,652.00	51,942.12	(1,290.12)
200.00sh PROSHARES ULTRASHORT S&P 500 B	August 12, 2011	August 12, 2011	4,816.01	4,946.87	(130.86)
1,000.00sh PROSHARES ULTRASHORT S&P 500 B	August 12, 2011	August 12, 2011	24,296.00	24,700.00	(404.00)
500.00sh PROSHARES ULTRASHORT S&P 500 B	August 12, 2011	August 12, 2011	12,148.00	12,355.00	(207.00)
1,000.00sh PROSHARES ULTRASHORT S&P 500 B	August 12, 2011	August 12, 2011	24,296.00	24,719.99	(423.99)
2,500.00sh PROSHARES ULTRASHORT S&P 500 B	August 12, 2011	August 12, 2011	60,865.01	61,734.99	(869.98)
2,500.00sh PROSHARES ULTRASHORT S&P 500 B	August 12, 2011	August 12, 2011	61,090.01	61,559.99	(469.98)
2,500.00sh PROSHARES ULTRASHORT S&P 500 B	August 12, 2011	August 12, 2011	61,190.01	61,659.99	(469.98)
2,500.00sh PROSHARES ULTRASHORT S&P 500 B	August 12, 2011	August 12, 2011	61,040.01	61,309.99	(269.98)
2,500.00sh PROSHARES ULTRASHORT S&P 500 B	August 12, 2011	August 12, 2011	61,265.01	61,305.00	(39.99)
2,500.00sh PROSHARES ULTRASHORT S&P 500 B	August 12, 2011	August 12, 2011	61,190.01	61,305.00	(114.99)
2,500.00sh PROSHARES ULTRASHORT S&P 500 B	August 12, 2011	August 12, 2011	61,070.00	61,284.99	(214.99)
2,500.00sh PROSHARES ULTRASHORT S&P 500 B	August 12, 2011	August 12, 2011	61,070.00	61,209.99	(139.99)
2,500.00sh PROSHARES ULTRASHORT S&P 500 B	August 12, 2011	August 12, 2011	61,225.00	61,234.99	(9.99)
1,300.00sh PROSHARES ULTRASHORT S&P 500 B	August 12, 2011	August 12, 2011	31,837.00	31,647.19	189.81

Part I Short-Term Capital Gains and Losses - Assets Held One Year or Less					
(a) Description of Property	(b) Date acquired	(c) Date sold	(d) Sales price	(e) Cost basis	(f) Gain (loss)
1,200.00sh PROSHARES ULTRASHORT S&P 500 B	August 12, 2011	August 12, 2011	29,390.01	29,212.80	177.21
2,500.00sh PROSHARES ULTRASHORT S&P 500 B	August 12, 2011	August 12, 2011	61,445.00	60,759.99	685.01
2,500.00sh PROSHARES ULTRASHORT S&P 500 B	August 12, 2011	August 12, 2011	61,445.00	60,584.99	860.01
5,000.00sh PROSHARES ULTRASHORT S&P 500 B	August 12, 2011	August 12, 2011	123,590.01	121,359.99	2,230.02
2,500.00sh PROSHARES ULTRASHORT S&P 500 B	August 12, 2011	August 12, 2011	61,775.00	62,034.99	(259.99)
200.00sh PROSHARES ULTRASHORT S&P 500 B	August 12, 2011	August 12, 2011	4,942.00	4,946.40	(4.40)
2,300.00sh PROSHARES ULTRASHORT S&P 500 B	August 12, 2011	August 12, 2011	56,846.01	56,883.60	(37.59)
995.00sh PROSHARES ULTRASHORT S&P 500 B	August 12, 2011	August 12, 2011	24,427.25	24,608.34	(181.09)
1,505.00sh PROSHARES ULTRASHORT S&P 500 B	August 12, 2011	August 12, 2011	36,944.00	37,221.66	(277.66)
2,500.00sh PROSHARES ULTRASHORT S&P 500 B	August 12, 2011	August 12, 2011	61,368.76	61,730.00	(361.23)
2,500.00sh PROSHARES ULTRASHORT S&P 500 B	August 12, 2011	August 15, 2011	58,840.01	61,730.00	(2,889.99)
200.00sh PROSHARES ULTRASHORT S&P 500 B	August 12, 2011	August 15, 2011	4,717.20	4,976.00	(258.80)
2,300.00sh PROSHARES ULTRASHORT S&P 500 B	August 12, 2011	August 15, 2011	54,247.81	57,228.79	(2,980.98)
2,500.00sh PROSHARES ULTRASHORT S&P 500 B	August 12, 2011	August 15, 2011	59,190.01	62,205.20	(3,015.19)
2,500.00sh PROSHARES ULTRASHORT S&P 500 B	August 12, 2011	August 15, 2011	59,240.01	61,955.00	(2,714.99)
200.00sh PROSHARES ULTRASHORT S&P 500 B	August 12, 2011	August 15, 2011	4,774.00	4,956.40	(182.40)
2,300.00sh PROSHARES ULTRASHORT S&P 500 B	August 12, 2011	August 15, 2011	54,891.01	56,998.60	(2,107.59)
1,500.00sh PROSHARES ULTRASHORT S&P 500 B	August 12, 2011	August 15, 2011	35,865.00	37,248.00	(1,383.00)
1,000.00sh PROSHARES ULTRASHORT S&P 500 B	August 12, 2011	August 15, 2011	23,910.01	24,832.00	(921.99)
2,500.00sh PROSHARES ULTRASHORT S&P 500 B	August 12, 2011	August 15, 2011	59,865.01	62,080.00	(2,214.99)
600.00sh PROSHARES ULTRASHORT S&P 500 B	August 12, 2011	August 15, 2011	14,379.60	14,868.00	(488.40)
500.00sh PROSHARES ULTRASHORT S&P 500 B	August 12, 2011	August 15, 2011	11,983.00	12,390.00	(407.00)
1,400.00sh PROSHARES ULTRASHORT S&P 500 B	August 12, 2011	August 15, 2011	33,552.41	34,706.00	(1,153.59)
2,400.00sh PROSHARES ULTRASHORT S&P 500 B	August 12, 2011	August 15, 2011	57,518.41	59,496.00	(1,977.59)
100.00sh PROSHARES ULTRASHORT S&P 500 B	August 12, 2011	August 15, 2011	2,396.60	2,488.99	(92.39)
1,500.00sh PENGROWTH ENERGY TR COM BUY TR	April 18, 2011	August 16, 2011	16,912.51	19,935.00	(3,022.49)
500.00sh PENGROWTH ENERGY TR COM BUY TR	April 18, 2011	August 16, 2011	5,637.50	6,644.99	(1,007.49)
200.00sh BAIDU INC ADR BUY TRADE 50 @39	June 23, 2011	August 16, 2011	27,058.00	25,493.99	1,564.01
50.00sh BAIDU INC ADR BUY TRADE 50 @39	June 23, 2011	August 16, 2011	6,764.50	6,373.50	391.00
50.00sh BAIDU INC ADR BUY TRADE 50 @39	July 01, 2011	August 16, 2011	6,764.50	7,159.99	(395.50)
50.00sh BAIDU INC ADR BUY TRADE 50 @39	July 01, 2011	August 16, 2011	6,763.75	7,159.99	(396.24)
437.00sh COMMVAULT SYSTEMS INC COM BUY	July 22, 2011	August 16, 2011	16,990.56	18,266.60	(1,276.04)
63.00sh COMMVAULT SYSTEMS INC COM BUY	July 22, 2011	August 16, 2011	2,449.44	2,637.05	(187.61)
100.00sh COMMVAULT SYSTEMS INC COM BUY	July 22, 2011	August 16, 2011	3,889.00	4,185.80	(296.80)
100.00sh COMMVAULT SYSTEMS INC COM BUY	July 22, 2011	August 16, 2011	3,893.00	4,185.80	(292.80)
400.00sh COMMVAULT SYSTEMS INC COM BUY	August 01, 2011	August 16, 2011	15,570.01	15,541.99	28.02
75.00sh BAIDU INC ADR BUY TRADE 50 @39	August 01, 2011	August 16, 2011	10,145.63	11,916.24	(1,770.61)
75.00sh BAIDU INC ADR BUY TRADE 50 @39	August 03, 2011	August 16, 2011	10,145.63	11,248.74	(1,103.11)
200.00sh POLYPORE INTERNATIONAL INC COM	August 09, 2011	August 16, 2011	12,440.00	11,295.99	1,144.01
200.00sh POLYPORE INTERNATIONAL INC COM	August 09, 2011	August 16, 2011	12,440.00	11,283.99	1,156.01
100.00sh POLYPORE INTERNATIONAL INC COM	August 09, 2011	August 16, 2011	6,220.00	5,489.66	730.34
100.00sh POLYPORE INTERNATIONAL INC COM	August 09, 2011	August 16, 2011	6,259.00	5,489.66	769.34
300.00sh POLYPORE INTERNATIONAL INC COM	August 09, 2011	August 16, 2011	18,780.00	16,468.99	2,311.01
100.00sh POLYPORE INTERNATIONAL INC COM	August 09, 2011	August 16, 2011	6,259.01	5,489.66	769.34
200.00sh BAIDU INC ADR BUY TRADE 50 @39	August 09, 2011	August 16, 2011	27,055.01	28,125.99	(1,070.98)
500.00sh PROSHARES ULTRASHORT LEHMAN 20	August 10, 2011	August 16, 2011	13,043.75	12,840.00	203.76
1,000.00sh PROSHARES ULTRASHORT LEHMAN 20	August 11, 2011	August 16, 2011	26,087.50	26,199.99	(112.49)
1,000.00sh PROSHARES ULTRASHORT LEHMAN 20	August 11, 2011	August 16, 2011	26,087.50	25,699.99	387.51
500.00sh PROSHARES ULTRASHORT LEHMAN 20	August 15, 2011	August 16, 2011	13,043.75	13,489.99	(446.24)
1,000.00sh PROSHARES ULTRASHORT LEHMAN 20	August 15, 2011	August 16, 2011	26,087.50	26,919.99	(832.49)
1,100.00sh PROSHARES ULTRASHORT S&P 500 B	August 15, 2011	August 16, 2011	26,111.80	26,059.00	52.80
1,400.00sh PROSHARES ULTRASHORT S&P 500 B	August 15, 2011	August 16, 2011	33,233.20	33,189.99	43.21
2,500.00sh PROSHARES ULTRASHORT S&P 500 B	August 15, 2011	August 16, 2011	59,345.00	59,134.99	210.01
2,500.00sh PROSHARES ULTRASHORT S&P 500 B	August 15, 2011	August 16, 2011	59,615.01	59,184.99	430.02
2,100.00sh PROSHARES ULTRASHORT S&P 500 B	August 15, 2011	August 16, 2011	50,715.00	49,673.39	1,041.61
400.00sh PROSHARES ULTRASHORT S&P 500 B	August 15, 2011	August 16, 2011	9,654.01	9,461.60	192.41
2,500.00sh PROSHARES ULTRASHORT S&P 500 B	August 15, 2011	August 16, 2011	60,325.00	59,084.99	1,240.01
1,875.00sh PROSHARES ULTRASHORT S&P 500 B	August 15, 2011	August 16, 2011	45,243.75	45,232.49	11.26
25.00sh PROSHARES ULTRASHORT S&P 500 B	August 15, 2011	August 16, 2011	603.50	603.10	0.40
600.00sh PROSHARES ULTRASHORT S&P 500 B	August 15, 2011	August 16, 2011	14,474.01	14,474.40	(0.39)
1,200.00sh PROSHARES ULTRASHORT S&P 500 B	August 15, 2011	August 16, 2011	29,040.00	28,912.80	127.20
1,300.00sh PROSHARES ULTRASHORT S&P 500 B	August 15, 2011	August 16, 2011	31,463.01	31,322.19	140.82
2,500.00sh PROSHARES ULTRASHORT S&P 500 B	August 15, 2011	August 16, 2011	60,595.00	59,609.99	985.01
2,500.00sh PROSHARES ULTRASHORT S&P 500 B	August 16, 2011	August 16, 2011	60,595.00	59,909.99	685.01
2,500.00sh PROSHARES ULTRASHORT S&P 500 B	August 16, 2011	August 16, 2011	60,620.00	59,759.99	860.01
2,500.00sh PROSHARES ULTRASHORT S&P 500 B	August 16, 2011	August 16, 2011	60,620.00	60,184.99	435.01
2,500.00sh PROSHARES ULTRASHORT S&P 500 B	August 16, 2011	August 16, 2011	60,670.00	60,109.99	560.01
2,500.00sh PROSHARES ULTRASHORT S&P 500 B	August 16, 2011	August 16, 2011	60,670.00	61,000.00	(330.00)
500.00sh PROSHARES ULTRASHORT S&P 500 B	August 16, 2011	August 16, 2011	11,978.00	12,200.00	(222.00)
2,000.00sh PROSHARES ULTRASHORT S&P 500 B	August 16, 2011	August 16, 2011	47,912.01	48,809.99	(897.98)
2,500.00sh PROSHARES ULTRASHORT S&P 500 B	August 16, 2011	August 16, 2011	59,940.01	60,730.00	(789.99)
2,500.00sh PROSHARES ULTRASHORT S&P 500 B	August 16, 2011	August 16, 2011	58,715.01	60,730.00	(2,014.98)
2,500.00sh PROSHARES ULTRASHORT S&P 500 B	August 16, 2011	August 16, 2011	59,065.01	60,734.99	(1,669.98)
2,500.00sh PROSHARES ULTRASHORT S&P 500 B	August 16, 2011	August 16, 2011	59,140.01	60,550.00	(1,409.99)
2,500.00sh PROSHARES ULTRASHORT S&P 500 B	August 16, 2011	August 16, 2011	59,415.01	60,559.99	(1,144.98)
2,500.00sh PROSHARES ULTRASHORT S&P 500 B	August 16, 2011	August 16, 2011	59,465.01	60,480.00	(1,014.99)
2,500.00sh PROSHARES ULTRASHORT S&P 500 B	August 16, 2011	August 16, 2011	59,640.01	60,480.00	(839.99)
2,500.00sh PROSHARES ULTRASHORT S&P 500 B	August 16, 2011	August 16, 2011	59,765.01	60,305.00	(539.99)
2,500.00sh PROSHARES ULTRASHORT S&P 500 B	August 16, 2011	August 16, 2011	59,765.01	60,305.00	(539.99)
2,500.00sh PROSHARES ULTRASHORT S&P 500 B	August 16, 2011	August 16, 2011	60,115.01	60,230.00	(114.99)
2,500.00sh PROSHARES ULTRASHORT S&P 500 B	August 16, 2011	August 16, 2011	59,590.01	60,230.00	(639.99)
400.00sh iPATH S&P 500 VIX SHORT-TERM C	January 19, 2011	August 17, 2011	12,820.00	13,488.00	(668.00)
100.00sh iPATH S&P 500 VIX SHORT-TERM C	January 19, 2011	August 17, 2011	3,196.01	3,372.00	(175.99)
500.00sh iPATH S&P 500 VIX SHORT-TERM C	January 19, 2011	August 17, 2011	15,980.01	16,859.99	(879.98)
200.00sh iPATH S&P 500 VIX SHORT-TERM C	January 19, 2011	August 17, 2011	6,426.00	6,754.00	(328.00)
700.00sh iPATH S&P 500 VIX SHORT-TERM C	January 19, 2011	August 17, 2011	22,489.26	23,639.00	(1,149.74)

Part I Short-Term Capital Gains and Losses - Assets Held One Year or Less						
(a) Description of Property	(b) Date acquired	(c) Date sold	(d) Sales price	(e) Cost basis	(f) Gain (loss)	
100.00sh	iPATH S&P 500 VIX SHORT-TERM C	January 19, 2011	August 17, 2011	3,212.75	3,386.99	(174.24)
400.00sh	ATP OIL & GAS CORP COM BUY TRA	August 03, 2011	August 17, 2011	4,408.00	4,824.00	(416.00)
600.00sh	ATP OIL & GAS CORP COM BUY TRA	August 03, 2011	August 17, 2011	6,612.01	7,245.99	(633.98)
1,000.00sh	ATP OIL & GAS CORP COM BUY TRA	August 03, 2011	August 17, 2011	11,180.00	12,020.00	(840.00)
1,000.00sh	ATP OIL & GAS CORP COM BUY TRA	August 03, 2011	August 17, 2011	11,180.01	12,046.66	(866.65)
1,000.00sh	FORD MOTOR COM BUY TRADE 1500	August 11, 2011	August 17, 2011	10,977.15	11,109.99	(132.84)
2,500.00sh	FORD MOTOR COM BUY TRADE 1500	August 11, 2011	August 17, 2011	27,442.86	27,584.99	(142.13)
5,000.00sh	PROSHARES ULTRASHORT S&P 500 B	August 16, 2011	August 17, 2011	119,240.01	119,906.66	(666.65)
2,500.00sh	PROSHARES ULTRASHORT S&P 500 B	August 16, 2011	August 17, 2011	59,745.00	59,953.33	(208.33)
2,500.00sh	PROSHARES ULTRASHORT S&P 500 B	August 16, 2011	August 17, 2011	59,745.00	60,184.99	(439.99)
5,000.00sh	PROSHARES ULTRASHORT S&P 500 B	August 16, 2011	August 17, 2011	120,190.01	119,909.99	280.02
2,500.00sh	PROSHARES ULTRASHORT S&P 500 B	August 16, 2011	August 17, 2011	60,115.01	59,684.99	430.02
2,500.00sh	PROSHARES ULTRASHORT S&P 500 B	August 16, 2011	August 17, 2011	59,640.01	59,730.00	(89.99)
720.00sh	PROSHARES ULTRASHORT S&P 500 B	August 16, 2011	August 17, 2011	17,193.60	17,202.24	(8.64)
500.00sh	PROSHARES ULTRASHORT S&P 500 B	August 16, 2011	August 17, 2011	11,945.00	11,946.00	(1.00)
1,280.00sh	PROSHARES ULTRASHORT S&P 500 B	August 16, 2011	August 17, 2011	30,569.21	30,581.76	(12.55)
2,500.00sh	PROSHARES ULTRASHORT S&P 500 B	August 16, 2011	August 17, 2011	59,815.01	60,134.99	(319.98)
1,600.00sh	PROSHARES ULTRASHORT S&P 500 B	August 16, 2011	August 17, 2011	37,641.61	38,576.00	(934.39)
900.00sh	PROSHARES ULTRASHORT S&P 500 B	August 16, 2011	August 17, 2011	21,173.40	21,708.99	(535.59)
1,500.00sh	PROSHARES ULTRASHORT LEHMAN 20	August 17, 2011	August 17, 2011	38,422.51	39,435.00	(1,012.49)
500.00sh	PROSHARES ULTRASHORT LEHMAN 20	August 17, 2011	August 17, 2011	12,807.50	13,154.99	(347.49)
1,100.00sh	PROSHARES ULTRASHORT S&P 500 B	August 17, 2011	August 17, 2011	25,680.60	26,323.00	(642.40)
1,400.00sh	PROSHARES ULTRASHORT S&P 500 B	August 17, 2011	August 17, 2011	32,684.41	33,525.99	(841.58)
2,500.00sh	PROSHARES ULTRASHORT S&P 500 B	August 17, 2011	August 17, 2011	58,715.01	60,309.99	(1,594.98)
1,700.00sh	PROSHARES ULTRASHORT S&P 500 B	August 17, 2011	August 17, 2011	40,202.74	41,225.00	(1,022.26)
3,300.00sh	PROSHARES ULTRASHORT S&P 500 B	August 17, 2011	August 17, 2011	78,040.60	80,067.99	(2,027.39)
2,500.00sh	PROSHARES ULTRASHORT S&P 500 B	August 17, 2011	August 17, 2011	59,121.67	60,534.99	(1,413.32)
2,500.00sh	PROSHARES ULTRASHORT S&P 500 B	August 17, 2011	August 17, 2011	58,965.01	60,380.00	(1,414.98)
2,500.00sh	PROSHARES ULTRASHORT S&P 500 B	August 17, 2011	August 17, 2011	59,065.01	60,380.00	(1,314.98)
2,500.00sh	PROSHARES ULTRASHORT S&P 500 B	August 17, 2011	August 17, 2011	59,140.01	60,084.99	(944.98)
500.00sh	iPATH S&P 500 VIX SHORT-TERM C	January 20, 2011	August 18, 2011	15,880.01	20,584.99	(4,704.98)
500.00sh	iPATH S&P 500 VIX SHORT-TERM C	January 20, 2011	August 18, 2011	16,500.01	20,584.99	(4,084.99)
300.00sh	iPATH S&P 500 VIX SHORT-TERM C	January 26, 2011	August 18, 2011	9,140.01	12,282.00	(3,141.99)
100.00sh	iPATH S&P 500 VIX SHORT-TERM C	February 01, 2011	August 18, 2011	3,040.00	4,094.00	(1,054.00)
100.00sh	iPATH S&P 500 VIX SHORT-TERM C	February 01, 2011	August 18, 2011	3,031.01	4,094.00	(1,062.99)
200.00sh	iPATH S&P 500 VIX SHORT-TERM C	February 01, 2011	August 18, 2011	6,132.01	8,188.00	(2,055.99)
300.00sh	iPATH S&P 500 VIX SHORT-TERM C	February 03, 2011	August 18, 2011	9,068.01	12,282.00	(3,213.99)
500.00sh	iPATH S&P 500 VIX SHORT-TERM C	February 04, 2011	August 18, 2011	14,875.01	20,354.99	(5,479.98)
500.00sh	iPATH S&P 500 VIX SHORT-TERM C	February 16, 2011	August 18, 2011	13,830.01	20,354.99	(6,524.98)
2,000.00sh	PROSHARES ULTRASHORT S&P 500 B	August 17, 2011	August 18, 2011	51,800.00	48,007.99	3,792.01
500.00sh	PROSHARES ULTRASHORT S&P 500 B	August 17, 2011	August 18, 2011	12,953.33	12,002.00	951.34
2,500.00sh	PROSHARES ULTRASHORT S&P 500 B	August 17, 2011	August 18, 2011	64,766.68	59,859.99	4,906.69
300.00sh	PROSHARES ULTRASHORT S&P 500 B	August 17, 2011	August 18, 2011	7,788.00	7,131.00	657.00
1,700.00sh	PROSHARES ULTRASHORT S&P 500 B	August 17, 2011	August 18, 2011	44,132.00	40,416.72	3,715.28
500.00sh	PROSHARES ULTRASHORT S&P 500 B	August 17, 2011	August 18, 2011	12,978.34	11,887.27	1,091.06
2,500.00sh	PROSHARES ULTRASHORT S&P 500 B	August 17, 2011	August 18, 2011	64,891.67	59,534.99	5,356.69
5,000.00sh	PROSHARES ULTRASHORT S&P 500 B	August 17, 2011	August 18, 2011	129,890.01	118,309.99	11,580.02
2,500.00sh	PROSHARES ULTRASHORT S&P 500 B	August 17, 2011	August 18, 2011	65,270.00	58,784.99	6,485.02
2,500.00sh	PROSHARES ULTRASHORT S&P 500 B	August 17, 2011	August 18, 2011	65,270.00	58,609.99	6,660.02
3,100.00sh	PROSHARES ULTRASHORT S&P 500 B	August 18, 2011	August 18, 2011	81,065.00	80,507.00	558.00
1,700.00sh	PROSHARES ULTRASHORT S&P 500 B	August 18, 2011	August 18, 2011	44,455.00	44,174.94	280.06
200.00sh	PROSHARES ULTRASHORT S&P 500 B	August 18, 2011	August 18, 2011	5,222.01	5,197.05	24.96
2,400.00sh	PROSHARES ULTRASHORT S&P 500 B	August 18, 2011	August 18, 2011	62,760.00	62,236.80	523.20
2,600.00sh	PROSHARES ULTRASHORT S&P 500 B	August 18, 2011	August 18, 2011	68,006.01	67,423.19	582.82
5,000.00sh	PROSHARES ULTRASHORT S&P 500 B	August 18, 2011	August 18, 2011	131,340.01	131,459.99	(119.98)
5,000.00sh	PROSHARES ULTRASHORT S&P 500 B	August 18, 2011	August 18, 2011	131,390.01	131,809.99	(419.98)
700.00sh	PROSHARES ULTRASHORT S&P 500 B	August 18, 2011	August 18, 2011	18,256.00	18,439.40	(183.40)
4,300.00sh	PROSHARES ULTRASHORT S&P 500 B	August 18, 2011	August 18, 2011	112,177.01	113,270.59	(1,093.58)
5,000.00sh	PROSHARES ULTRASHORT S&P 500 B	August 18, 2011	August 18, 2011	130,240.01	131,259.99	(1,019.98)
1,400.00sh	PROSHARES ULTRASHORT S&P 500 B	August 18, 2011	August 18, 2011	36,552.60	36,722.00	(169.40)
3,600.00sh	PROSHARES ULTRASHORT S&P 500 B	August 18, 2011	August 18, 2011	93,992.40	94,437.99	(445.59)
5,000.00sh	PROSHARES ULTRASHORT S&P 500 B	August 18, 2011	August 18, 2011	130,545.01	131,359.99	(814.98)
5,000.00sh	PROSHARES ULTRASHORT S&P 500 B	August 18, 2011	August 18, 2011	130,690.01	131,259.99	(569.98)
1,700.00sh	PROSHARES ULTRASHORT S&P 500 B	August 18, 2011	August 18, 2011	44,400.60	44,557.00	(156.40)
3,300.00sh	PROSHARES ULTRASHORT S&P 500 B	August 18, 2011	August 18, 2011	86,189.41	86,502.99	(313.58)
894.00sh	PROSHARES ULTRASHORT S&P 500 B	August 18, 2011	August 18, 2011	23,412.07	23,413.86	(1.79)
4,106.00sh	PROSHARES ULTRASHORT S&P 500 B	August 18, 2011	August 18, 2011	107,527.94	107,587.19	(59.25)
305.00sh	PROSHARES ULTRASHORT S&P 500 B	August 18, 2011	August 18, 2011	8,000.15	8,003.81	(3.66)
200.00sh	PROSHARES ULTRASHORT S&P 500 B	August 18, 2011	August 18, 2011	5,248.00	5,248.40	(0.40)
4,495.00sh	PROSHARES ULTRASHORT S&P 500 B	August 18, 2011	August 18, 2011	117,938.81	117,957.78	(18.97)
5,000.00sh	PROSHARES ULTRASHORT S&P 500 B	August 18, 2011	August 18, 2011	130,290.01	130,459.99	(169.98)
5,000.00sh	PROSHARES ULTRASHORT S&P 500 B	August 18, 2011	August 18, 2011	130,390.01	129,959.99	430.02
5,000.00sh	PROSHARES ULTRASHORT S&P 500 B	August 18, 2011	August 18, 2011	128,990.01	130,259.99	(1,269.98)
5,000.00sh	PROSHARES ULTRASHORT S&P 500 B	August 18, 2011	August 18, 2011	129,190.01	130,359.99	(1,169.98)
500.00sh	PROSHARES ULTRASHORT S&P 500 B	August 18, 2011	August 18, 2011	12,919.00	12,955.00	(36.00)
300.00sh	PROSHARES ULTRASHORT S&P 500 B	August 18, 2011	August 18, 2011	7,751.40	7,773.00	(21.60)
200.00sh	PROSHARES ULTRASHORT S&P 500 B	August 18, 2011	August 18, 2011	5,167.60	5,182.00	(14.40)
100.00sh	PROSHARES ULTRASHORT S&P 500 B	August 18, 2011	August 18, 2011	2,583.80	2,591.00	(7.20)
3,900.00sh	PROSHARES ULTRASHORT S&P 500 B	August 18, 2011	August 18, 2011	100,768.21	101,058.99	(290.78)
5,000.00sh	PROSHARES ULTRASHORT S&P 500 B	August 18, 2011	August 18, 2011	129,090.01	129,659.99	(569.98)
500.00sh	PROSHARES ULTRASHORT S&P 500 B	August 18, 2011	August 18, 2011	12,940.00	12,935.00	5.00
2,900.00sh	PROSHARES ULTRASHORT S&P 500 B	August 18, 2011	August 18, 2011	75,052.00	75,058.44	(6.44)
1,600.00sh	PROSHARES ULTRASHORT S&P 500 B	August 18, 2011	August 18, 2011	41,414.01	41,411.55	2.46
3,000.00sh	PROSHARES ULTRASHORT S&P 500 B	August 18, 2011	August 18, 2011	77,730.00	78,450.00	(720.00)
900.00sh	PROSHARES ULTRASHORT S&P 500 B	August 18, 2011	August 18, 2011	23,319.00	23,539.50	(220.50)
1,100.00sh	PROSHARES ULTRASHORT S&P 500 B	August 18, 2011	August 18, 2011	28,502.01	28,770.49	(268.48)

Part I Short-Term Capital Gains and Losses - Assets Held One Year or Less						
(a) Description of Property	(b) Date acquired	(c) Date sold	(d) Sales price	(e) Cost basis	(f) Gain (loss)	
3,000.00sh PROSHARES ULTRASHORT S&P 500 B	August 18, 2011	August 18, 2011	78,264.01	78,390.00	(125.99)	
2,000.00sh PROSHARES ULTRASHORT S&P 500 B	August 18, 2011	August 18, 2011	52,176.00	52,269.99	(93.99)	
5,000.00sh PROSHARES ULTRASHORT S&P 500 B	August 18, 2011	August 18, 2011	129,790.01	130,359.99	(569.98)	
3,000.00sh PROSHARES ULTRASHORT S&P 500 B	August 18, 2011	August 18, 2011	77,820.00	77,885.99	(65.99)	
2,000.00sh PROSHARES ULTRASHORT S&P 500 B	August 18, 2011	August 18, 2011	51,890.01	51,924.00	(33.99)	
5,000.00sh PROSHARES ULTRASHORT S&P 500 B	August 18, 2011	August 18, 2011	129,740.01	130,059.99	(319.98)	
5,000.00sh PROSHARES ULTRASHORT S&P 500 B	August 18, 2011	August 18, 2011	129,890.01	129,859.99	30.02	
3,523.00sh PROSHARES ULTRASHORT S&P 500 B	August 18, 2011	August 18, 2011	91,527.54	91,217.51	310.03	
1,477.00sh PROSHARES ULTRASHORT S&P 500 B	August 18, 2011	August 18, 2011	38,377.24	38,242.48	134.76	
1,865.00sh PROSHARES ULTRASHORT S&P 500 B	August 18, 2011	August 18, 2011	47,758.92	48,228.90	(469.98)	
500.00sh PROSHARES ULTRASHORT S&P 500 B	August 18, 2011	August 18, 2011	12,804.00	12,930.00	(126.00)	
2,635.00sh PROSHARES ULTRASHORT S&P 500 B	August 18, 2011	August 18, 2011	67,477.09	68,177.44	(700.35)	
2,000.00sh PROSHARES ULTRASHORT S&P 500 B	August 18, 2011	August 18, 2011	51,280.00	51,704.00	(424.00)	
3,000.00sh PROSHARES ULTRASHORT S&P 500 B	August 18, 2011	August 18, 2011	76,910.01	77,555.99	(645.98)	
5,000.00sh PROSHARES ULTRASHORT S&P 500 B	August 18, 2011	August 18, 2011	128,490.01	129,059.99	(569.98)	
220.00sh PROSHARES ULTRASHORT S&P 500 B	August 18, 2011	August 18, 2011	5,656.20	5,645.64	10.56	
4,780.00sh PROSHARES ULTRASHORT S&P 500 B	August 18, 2011	August 18, 2011	122,931.61	122,664.35	267.26	
5,000.00sh PROSHARES ULTRASHORT S&P 500 B	August 18, 2011	August 18, 2011	128,590.01	129,059.99	(469.98)	
5,000.00sh PROSHARES ULTRASHORT S&P 500 B	August 18, 2011	August 18, 2011	128,540.01	129,159.99	(619.98)	
5,000.00sh PROSHARES ULTRASHORT S&P 500 B	August 18, 2011	August 18, 2011	128,890.01	130,009.99	(1,119.98)	
5,000.00sh PROSHARES ULTRASHORT S&P 500 B	August 18, 2011	August 18, 2011	129,190.01	129,909.99	(719.98)	
5,000.00sh PROSHARES ULTRASHORT S&P 500 B	August 18, 2011	August 18, 2011	128,790.01	129,609.99	(819.98)	
2,500.00sh PROSHARES ULTRASHORT S&P 500 B	August 18, 2011	August 18, 2011	64,595.00	63,509.99	1,085.02	
2,500.00sh PROSHARES ULTRASHORT S&P 500 B	August 18, 2011	August 18, 2011	64,595.00	65,109.99	(514.99)	
2,500.00sh PROSHARES ULTRASHORT S&P 500 B	August 18, 2011	August 18, 2011	64,895.00	65,059.99	(164.99)	
2,500.00sh PROSHARES ULTRASHORT S&P 500 B	August 18, 2011	August 18, 2011	64,895.00	65,634.99	(739.99)	
5,000.00sh PROSHARES ULTRASHORT S&P 500 B	August 18, 2011	August 18, 2011	128,790.01	130,309.99	(1,519.98)	
2,500.00sh PROSHARES ULTRASHORT S&P 500 B	August 18, 2011	August 18, 2011	64,665.01	65,155.00	(489.99)	
2,500.00sh PROSHARES ULTRASHORT S&P 500 B	August 18, 2011	August 18, 2011	64,995.00	65,155.00	(159.99)	
2,500.00sh PROSHARES ULTRASHORT S&P 500 B	August 18, 2011	August 18, 2011	64,995.00	65,005.00	(9.99)	
2,500.00sh PROSHARES ULTRASHORT S&P 500 B	August 18, 2011	August 18, 2011	64,995.00	65,005.00	(9.99)	
2,500.00sh PROSHARES ULTRASHORT S&P 500 B	August 18, 2011	August 18, 2011	64,995.00	64,780.00	215.01	
2,500.00sh PROSHARES ULTRASHORT S&P 500 B	August 18, 2011	August 18, 2011	63,320.00	64,780.00	(1,459.99)	
2,500.00sh PROSHARES ULTRASHORT S&P 500 B	August 18, 2011	August 18, 2011	63,320.00	64,655.00	(1,334.99)	
2,500.00sh PROSHARES ULTRASHORT S&P 500 B	August 18, 2011	August 18, 2011	63,525.00	64,655.00	(1,129.99)	
2,400.00sh PROSHARES ULTRASHORT S&P 500 B	August 18, 2011	August 18, 2011	60,984.00	62,044.80	(1,060.80)	
100.00sh PROSHARES ULTRASHORT S&P 500 B	August 18, 2011	August 18, 2011	2,532.01	2,585.20	(53.19)	
2,500.00sh PROSHARES ULTRASHORT S&P 500 B	August 18, 2011	August 18, 2011	63,290.01	64,630.00	(1,339.98)	
1,900.00sh PROSHARES ULTRASHORT S&P 500 B	August 18, 2011	August 19, 2011	50,274.00	48,621.00	1,653.00	
2,000.00sh PROSHARES ULTRASHORT S&P 500 B	August 18, 2011	August 19, 2011	52,933.55	51,180.00	1,753.55	
1,100.00sh PROSHARES ULTRASHORT S&P 500 B	August 18, 2011	August 19, 2011	29,113.46	28,169.99	943.47	
3,000.00sh PROSHARES ULTRASHORT S&P 500 B	August 18, 2011	August 19, 2011	79,674.01	76,470.00	3,204.01	
2,000.00sh PROSHARES ULTRASHORT S&P 500 B	August 18, 2011	August 19, 2011	53,116.00	50,989.99	2,126.01	
2,900.00sh PROSHARES ULTRASHORT S&P 500 B	August 18, 2011	August 19, 2011	77,285.00	73,781.79	3,503.21	
2,100.00sh PROSHARES ULTRASHORT S&P 500 B	August 18, 2011	August 19, 2011	55,976.01	53,428.20	2,547.81	
2,600.00sh PROSHARES ULTRASHORT S&P 500 B	August 18, 2011	August 19, 2011	69,050.81	66,144.00	2,906.81	
2,400.00sh PROSHARES ULTRASHORT S&P 500 B	August 18, 2011	August 19, 2011	63,739.20	61,089.99	2,649.21	
5,000.00sh PROSHARES ULTRASHORT S&P 500 B	August 18, 2011	August 19, 2011	132,545.01	126,459.99	6,085.02	
5,000.00sh PROSHARES ULTRASHORT S&P 500 B	August 18, 2011	August 19, 2011	132,545.01	126,809.99	5,735.02	
4,500.00sh PROSHARES ULTRASHORT S&P 500 B	August 19, 2011	August 19, 2011	119,466.01	120,519.99	(1,053.98)	
500.00sh PROSHARES ULTRASHORT S&P 500 B	August 19, 2011	August 19, 2011	13,274.00	13,399.99	(125.99)	
2,670.00sh PROSHARES ULTRASHORT S&P 500 B	August 19, 2011	August 19, 2011	71,075.40	71,457.86	(382.46)	
410.00sh PROSHARES ULTRASHORT S&P 500 B	August 19, 2011	August 19, 2011	10,918.30	10,972.93	(54.63)	
1,720.00sh PROSHARES ULTRASHORT S&P 500 B	August 19, 2011	August 19, 2011	45,803.60	46,018.95	(215.35)	
200.00sh PROSHARES ULTRASHORT S&P 500 B	August 19, 2011	August 19, 2011	5,316.01	5,351.04	(35.03)	
2,500.00sh PROSHARES ULTRASHORT S&P 500 B	August 19, 2011	August 19, 2011	65,870.01	66,959.99	(1,089.98)	
2,500.00sh PROSHARES ULTRASHORT S&P 500 B	August 19, 2011	August 19, 2011	65,870.01	66,679.99	(809.99)	
2,500.00sh PROSHARES ULTRASHORT S&P 500 B	August 19, 2011	August 19, 2011	66,070.01	66,679.99	(609.99)	
2,500.00sh PROSHARES ULTRASHORT S&P 500 B	August 19, 2011	August 19, 2011	66,070.01	67,104.99	(1,034.99)	
2,500.00sh PROSHARES ULTRASHORT S&P 500 B	August 19, 2011	August 19, 2011	66,020.01	67,104.99	(1,084.99)	
2,500.00sh PROSHARES ULTRASHORT S&P 500 B	August 19, 2011	August 19, 2011	66,020.01	66,750.00	(729.99)	
700.00sh PROSHARES ULTRASHORT S&P 500 B	August 19, 2011	August 19, 2011	18,508.00	18,690.00	(182.00)	
1,800.00sh PROSHARES ULTRASHORT S&P 500 B	August 19, 2011	August 19, 2011	47,592.00	48,087.99	(495.99)	
1,900.00sh PROSHARES ULTRASHORT S&P 500 B	August 19, 2011	August 19, 2011	50,236.00	50,676.80	(440.80)	
600.00sh PROSHARES ULTRASHORT S&P 500 B	August 19, 2011	August 19, 2011	15,860.01	16,003.20	(143.19)	
2,500.00sh PROSHARES ULTRASHORT S&P 500 B	August 19, 2011	August 19, 2011	66,120.01	66,679.99	(559.99)	
2,500.00sh PROSHARES ULTRASHORT S&P 500 B	August 19, 2011	August 19, 2011	66,120.01	66,679.99	(559.99)	
2,500.00sh PROSHARES ULTRASHORT S&P 500 B	August 19, 2011	August 19, 2011	66,295.01	66,679.99	(384.99)	
100.00sh PROSHARES ULTRASHORT S&P 500 B	August 19, 2011	August 19, 2011	2,651.80	2,656.00	(4.20)	
2,400.00sh PROSHARES ULTRASHORT S&P 500 B	August 19, 2011	August 19, 2011	63,643.20	63,772.89	(129.69)	
2,500.00sh PROSHARES ULTRASHORT S&P 500 B	August 19, 2011	August 19, 2011	66,320.00	66,430.10	(110.09)	
2,500.00sh PROSHARES ULTRASHORT S&P 500 B	August 19, 2011	August 19, 2011	66,320.01	66,204.99	115.01	
2,500.00sh PROSHARES ULTRASHORT S&P 500 B	August 19, 2011	August 19, 2011	65,565.01	66,204.99	(639.99)	
1,600.00sh PROSHARES ULTRASHORT S&P 500 B	August 19, 2011	August 19, 2011	41,417.61	42,560.00	(1,142.39)	
900.00sh PROSHARES ULTRASHORT S&P 500 B	August 19, 2011	August 19, 2011	23,297.40	23,951.64	(654.24)	
2,500.00sh PROSHARES ULTRASHORT S&P 500 B	August 19, 2011	August 19, 2011	64,740.01	66,532.35	(1,792.34)	
1,800.00sh PROSHARES ULTRASHORT S&P 500 B	August 19, 2011	August 19, 2011	46,666.81	47,844.00	(1,177.19)	
700.00sh PROSHARES ULTRASHORT S&P 500 B	August 19, 2011	August 19, 2011	18,148.20	18,615.19	(466.98)	
2,500.00sh PROSHARES ULTRASHORT S&P 500 B	August 19, 2011	August 19, 2011	64,815.01	66,482.80	(1,667.79)	
2,500.00sh PROSHARES ULTRASHORT S&P 500 B	August 19, 2011	August 19, 2011	64,890.01	66,504.99	(1,614.98)	
2,500.00sh PROSHARES ULTRASHORT S&P 500 B	August 19, 2011	August 19, 2011	64,921.67	66,504.99	(1,583.33)	
3,000.00sh PROSHARES ULTRASHORT S&P 500 B	August 19, 2011	August 19, 2011	77,906.00	79,470.00	(1,564.00)	
2,000.00sh PROSHARES ULTRASHORT S&P 500 B	August 19, 2011	August 19, 2011	51,937.34	52,989.99	(1,052.65)	
2,500.00sh PROSHARES ULTRASHORT S&P 500 B	August 19, 2011	August 19, 2011	65,015.01	66,209.99	(1,194.98)	
4,600.00sh PROSHARES ULTRASHORT S&P 500 B	August 19, 2011	August 19, 2011	119,554.00	121,679.19	(2,125.19)	
400.00sh PROSHARES ULTRASHORT S&P 500 B	August 19, 2011	August 19, 2011	10,390.01	10,580.80	(190.79)	

Part I Short-Term Capital Gains and Losses - Assets Held One Year or Less						
(a) Description of Property	(b) Date acquired	(c) Date sold	(d) Sales price	(e) Cost basis	(f) Gain (loss)	
2,255.00sh PROSHARES ULTRASHORT S&P 500 B	August 19, 2011	August 19, 2011	58,778.84	59,238.85	(460.01)	
245.00sh PROSHARES ULTRASHORT S&P 500 B	August 19, 2011	August 19, 2011	6,386.17	6,439.49	(53.32)	
2,500.00sh PROSHARES ULTRASHORT S&P 500 B	August 19, 2011	August 19, 2011	64,095.00	65,709.10	(1,614.09)	
800.00sh PROSHARES ULTRASHORT S&P 500 B	August 19, 2011	August 19, 2011	20,510.40	20,960.00	(449.60)	
500.00sh PROSHARES ULTRASHORT S&P 500 B	August 19, 2011	August 19, 2011	12,819.00	13,100.00	(281.00)	
1,200.00sh PROSHARES ULTRASHORT S&P 500 B	August 19, 2011	August 19, 2011	30,765.60	31,461.99	(696.39)	
599.00sh PROSHARES ULTRASHORT S&P 500 B	August 19, 2011	August 19, 2011	15,373.94	15,615.93	(241.99)	
1,901.00sh PROSHARES ULTRASHORT S&P 500 B	August 19, 2011	August 19, 2011	48,791.07	49,588.07	(797.00)	
2,500.00sh PROSHARES ULTRASHORT S&P 500 B	August 19, 2011	August 19, 2011	63,740.01	65,184.99	(1,444.98)	
2,500.00sh PROSHARES ULTRASHORT S&P 500 B	August 19, 2011	August 19, 2011	64,365.01	65,309.99	(944.98)	
2,500.00sh PROSHARES ULTRASHORT S&P 500 B	August 19, 2011	August 19, 2011	64,015.01	65,184.99	(1,169.98)	
2,500.00sh PROSHARES ULTRASHORT S&P 500 B	August 19, 2011	August 19, 2011	64,615.01	65,659.99	(1,044.98)	
2,500.00sh PROSHARES ULTRASHORT S&P 500 B	August 19, 2011	August 19, 2011	64,740.01	65,584.99	(844.98)	
1,500.00sh PROSHARES ULTRASHORT S&P 500 B	August 19, 2011	August 19, 2011	39,447.00	39,330.00	117.00	
1,000.00sh PROSHARES ULTRASHORT S&P 500 B	August 19, 2011	August 19, 2011	26,298.00	26,229.99	68.01	
2,100.00sh PROSHARES ULTRASHORT S&P 500 B	August 19, 2011	August 19, 2011	55,225.80	54,978.00	247.80	
400.00sh PROSHARES ULTRASHORT S&P 500 B	August 19, 2011	August 19, 2011	10,519.20	10,477.38	41.82	
2,500.00sh PROSHARES ULTRASHORT S&P 500 B	August 19, 2011	August 19, 2011	66,045.00	65,483.61	561.39	
2,500.00sh PROSHARES ULTRASHORT S&P 500 B	August 19, 2011	August 19, 2011	66,045.01	65,180.00	865.01	
300.00sh iPATH S&P 500 VIX SHORT-TERM C	May 04, 2011	August 22, 2011	7,569.00	13,182.00	(5,613.00)	
100.00sh iPATH S&P 500 VIX SHORT-TERM C	May 04, 2011	August 22, 2011	2,523.00	4,394.00	(1,871.00)	
300.00sh iPATH S&P 500 VIX SHORT-TERM C	May 04, 2011	August 22, 2011	7,569.00	13,186.99	(5,617.99)	
100.00sh iPATH S&P 500 VIX SHORT-TERM C	May 04, 2011	August 22, 2011	2,523.00	4,395.66	(1,872.66)	
200.00sh iPATH S&P 500 VIX SHORT-TERM C	May 04, 2011	August 22, 2011	5,036.01	8,791.33	(3,755.32)	
1,000.00sh iPATH S&P 500 VIX SHORT-TERM C	June 02, 2011	August 22, 2011	22,550.01	43,509.99	(20,959.98)	
1,000.00sh iPATH S&P 500 VIX SHORT-TERM C	June 02, 2011	August 22, 2011	22,760.01	43,219.99	(20,459.98)	
1,000.00sh iPATH S&P 500 VIX SHORT-TERM C	June 03, 2011	August 22, 2011	23,150.01	43,179.99	(20,029.98)	
1,000.00sh iPATH S&P 500 VIX SHORT-TERM C	June 10, 2011	August 22, 2011	22,890.01	42,659.99	(19,769.98)	
2,500.00sh PROSHARES ULTRASHORT S&P 500 B	August 19, 2011	August 22, 2011	66,870.01	65,180.00	1,690.01	
2,500.00sh PROSHARES ULTRASHORT S&P 500 B	August 19, 2011	August 22, 2011	66,870.01	65,200.00	1,670.01	
500.00sh PROSHARES ULTRASHORT S&P 500 B	August 19, 2011	August 22, 2011	13,414.00	13,040.00	374.00	
600.00sh PROSHARES ULTRASHORT S&P 500 B	August 19, 2011	August 22, 2011	16,096.80	15,648.00	448.80	
1,400.00sh PROSHARES ULTRASHORT S&P 500 B	August 19, 2011	August 22, 2011	37,559.20	36,521.99	1,037.21	
2,500.00sh PROSHARES ULTRASHORT S&P 500 B	August 19, 2011	August 22, 2011	67,070.01	64,484.99	2,585.02	
2,500.00sh PROSHARES ULTRASHORT S&P 500 B	August 19, 2011	August 22, 2011	66,140.01	64,334.99	1,805.02	
2,500.00sh PROSHARES ULTRASHORT S&P 500 B	August 19, 2011	August 22, 2011	66,190.01	64,384.99	1,805.02	
2,500.00sh PROSHARES ULTRASHORT S&P 500 B	August 19, 2011	August 22, 2011	66,190.01	64,205.00	1,985.01	
2,500.00sh PROSHARES ULTRASHORT S&P 500 B	August 19, 2011	August 22, 2011	66,320.01	64,205.00	2,115.01	
2,500.00sh PROSHARES ULTRASHORT S&P 500 B	August 19, 2011	August 22, 2011	66,320.01	63,709.99	2,610.02	
5,000.00sh PROSHARES ULTRASHORT S&P 500 B	August 19, 2011	August 22, 2011	132,990.01	129,959.99	3,030.02	
2,100.00sh PROSHARES ULTRASHORT S&P 500 B	August 19, 2011	August 22, 2011	55,353.90	54,999.00	354.90	
2,900.00sh PROSHARES ULTRASHORT S&P 500 B	August 19, 2011	August 22, 2011	76,441.10	75,989.99	451.11	
2,500.00sh PROSHARES ULTRASHORT S&P 500 B	August 22, 2011	August 22, 2011	65,897.50	67,134.99	(1,237.49)	
2,500.00sh PROSHARES ULTRASHORT S&P 500 B	August 22, 2011	August 22, 2011	65,897.50	67,034.99	(1,137.49)	
1,800.00sh PROSHARES ULTRASHORT S&P 500 B	August 22, 2011	August 22, 2011	47,124.00	48,247.19	(1,123.19)	
700.00sh PROSHARES ULTRASHORT S&P 500 B	August 22, 2011	August 22, 2011	18,323.01	18,762.80	(439.79)	
2,500.00sh PROSHARES ULTRASHORT S&P 500 B	August 22, 2011	August 22, 2011	65,615.01	66,909.99	(1,294.98)	
2,500.00sh PROSHARES ULTRASHORT S&P 500 B	August 22, 2011	August 22, 2011	65,615.01	66,884.99	(1,269.98)	
2,200.00sh PROSHARES ULTRASHORT S&P 500 B	August 22, 2011	August 22, 2011	57,860.00	58,726.79	(866.79)	
300.00sh PROSHARES ULTRASHORT S&P 500 B	August 22, 2011	August 22, 2011	7,883.01	8,008.20	(125.19)	
2,200.00sh PROSHARES ULTRASHORT S&P 500 B	August 22, 2011	August 22, 2011	58,247.21	58,630.00	(382.79)	
300.00sh PROSHARES ULTRASHORT S&P 500 B	August 22, 2011	August 22, 2011	7,942.80	8,007.99	(65.19)	
2,500.00sh PROSHARES ULTRASHORT S&P 500 B	August 22, 2011	August 22, 2011	66,320.01	66,509.99	(189.99)	
2,500.00sh PROSHARES ULTRASHORT S&P 500 B	August 22, 2011	August 22, 2011	66,320.01	66,784.99	(464.99)	
2,500.00sh PROSHARES ULTRASHORT S&P 500 B	August 22, 2011	August 22, 2011	66,420.01	66,709.99	(289.99)	
2,500.00sh PROSHARES ULTRASHORT S&P 500 B	August 22, 2011	August 22, 2011	66,420.01	66,659.99	(239.99)	
2,500.00sh PROSHARES ULTRASHORT S&P 500 B	August 22, 2011	August 22, 2011	66,470.01	66,509.99	(39.99)	
2,500.00sh PROSHARES ULTRASHORT S&P 500 B	August 22, 2011	August 22, 2011	66,470.01	66,559.99	(89.99)	
2,500.00sh PROSHARES ULTRASHORT S&P 500 B	August 22, 2011	August 22, 2011	66,190.01	66,459.99	(269.98)	
2,500.00sh PROSHARES ULTRASHORT S&P 500 B	August 22, 2011	August 22, 2011	66,040.01	66,454.99	(414.99)	
2,500.00sh PROSHARES ULTRASHORT S&P 500 B	August 22, 2011	August 22, 2011	66,140.01	66,454.99	(314.99)	
2,500.00sh PROSHARES ULTRASHORT S&P 500 B	August 22, 2011	August 22, 2011	66,240.01	66,159.99	80.02	
118.00sh POWERSHARES COM BUY TRADE 1000	September 10, 2010	August 23, 2011	1,922.22	2,143.47	(221.25)	
882.00sh POWERSHARES COM BUY TRADE 1000	September 10, 2010	August 23, 2011	14,357.79	16,021.53	(1,663.74)	
500.00sh ISHARES US PFD STOCK INDEX FUN	September 10, 2010	August 23, 2011	18,172.50	19,949.99	(1,777.49)	
500.00sh ISHARES US PFD STOCK INDEX FUN	September 10, 2010	August 23, 2011	18,185.00	19,949.99	(1,764.99)	
200.00sh ISHARES US PFD STOCK INDEX FUN	June 09, 2011	August 23, 2011	7,274.00	7,876.00	(602.00)	
300.00sh ISHARES US PFD STOCK INDEX FUN	June 09, 2011	August 23, 2011	10,914.00	11,813.99	(899.99)	
400.00sh ISHARES US PFD STOCK INDEX FUN	June 14, 2011	August 23, 2011	14,552.00	15,768.00	(1,216.00)	
600.00sh ISHARES US PFD STOCK INDEX FUN	June 14, 2011	August 23, 2011	21,818.01	23,651.99	(1,833.98)	
200.00sh SPDR GOLD TR GOLD SHS ETF BUY	August 05, 2011	August 23, 2011	35,534.00	32,311.33	3,222.67	
200.00sh SPDR GOLD TR GOLD SHS ETF BUY	August 05, 2011	August 23, 2011	35,534.00	32,438.00	3,096.00	
100.00sh SPDR GOLD TR GOLD SHS ETF BUY	August 05, 2011	August 23, 2011	17,757.01	16,221.25	1,535.76	
500.00sh SPDR GOLD TR GOLD SHS ETF BUY	August 05, 2011	August 23, 2011	89,575.01	81,106.24	8,468.77	
200.00sh SPDR GOLD TR GOLD SHS ETF BUY	August 05, 2011	August 23, 2011	36,328.00	32,442.50	3,885.50	
300.00sh SPDR GOLD TR GOLD SHS ETF BUY	August 08, 2011	August 23, 2011	54,492.01	50,087.99	4,404.01	
200.00sh SPDR GOLD TR GOLD SHS ETF BUY	August 08, 2011	August 23, 2011	36,492.00	33,392.00	3,100.00	
100.00sh SPDR GOLD TR GOLD SHS ETF BUY	August 08, 2011	August 23, 2011	18,246.00	16,596.00	1,650.00	
200.00sh SPDR GOLD TR GOLD SHS ETF BUY	August 08, 2011	August 23, 2011	36,492.00	33,197.00	3,295.00	
500.00sh ISHARES SILVER TRUST BUY TRADE	August 11, 2011	August 23, 2011	20,240.01	18,899.99	1,340.02	
500.00sh ISHARES SILVER TRUST BUY TRADE	August 11, 2011	August 23, 2011	20,255.01	18,899.99	1,355.02	
500.00sh ISHARES SILVER TRUST BUY TRADE	August 11, 2011	August 23, 2011	20,255.01	18,743.33	1,511.68	
2,500.00sh PROSHARES ULTRASHORT S&P 500 B	August 22, 2011	August 23, 2011	63,265.01	66,184.99	(2,919.98)	
2,500.00sh PROSHARES ULTRASHORT S&P 500 B	August 22, 2011	August 23, 2011	63,340.01	66,209.99	(2,869.98)	
1,000.00sh PROSHARES ULTRASHORT S&P 500 B	August 22, 2011	August 23, 2011	25,486.00	26,340.00	(854.00)	
1,500.00sh PROSHARES ULTRASHORT S&P 500 B	August 22, 2011	August 23, 2011	38,229.01	39,534.99	(1,305.98)	

Part I Short-Term Capital Gains and Losses - Assets Held One Year or Less					
(a) Description of Property	(b) Date acquired	(c) Date sold	(d) Sales price	(e) Cost basis	(f) Gain (loss)
2,500.00sh PROSHARES ULTRASHORT S&P 500 B	August 22, 2011	August 23, 2011	63,790.01	65,704.99	(1,914.98)
2,500.00sh PROSHARES ULTRASHORT S&P 500 B	August 22, 2011	August 23, 2011	63,865.01	65,704.99	(1,839.98)
2,500.00sh PROSHARES ULTRASHORT S&P 500 B	August 22, 2011	August 23, 2011	64,015.01	66,909.99	(2,894.98)
1,000.00sh PROSHARES ULTRASHORT S&P 500 B	August 22, 2011	August 23, 2011	25,606.00	26,720.00	(1,114.00)
1,500.00sh PROSHARES ULTRASHORT S&P 500 B	August 22, 2011	August 23, 2011	38,409.01	40,098.75	(1,689.74)
2,000.00sh PROSHARES ULTRASHORT S&P 500 B	August 22, 2011	August 23, 2011	51,260.00	53,465.00	(2,204.99)
500.00sh PROSHARES ULTRASHORT S&P 500 B	August 22, 2011	August 23, 2011	12,810.01	13,366.25	(556.24)
2,500.00sh PROSHARES ULTRASHORT S&P 500 B	August 22, 2011	August 23, 2011	64,240.01	66,834.99	(2,594.98)
2,500.00sh PROSHARES ULTRASHORT S&P 500 B	August 22, 2011	August 23, 2011	64,220.00	66,434.99	(2,214.99)
2,500.00sh PROSHARES ULTRASHORT S&P 500 B	August 22, 2011	August 23, 2011	64,220.00	66,309.99	(2,089.99)
1,800.00sh PROSHARES ULTRASHORT S&P 500 B	August 22, 2011	August 23, 2011	46,386.00	47,707.19	(1,321.19)
700.00sh PROSHARES ULTRASHORT S&P 500 B	August 22, 2011	August 23, 2011	18,036.01	18,552.80	(516.79)
2,500.00sh PROSHARES ULTRASHORT S&P 500 B	August 22, 2011	August 23, 2011	63,665.01	66,009.99	(2,344.98)
2,500.00sh PROSHARES ULTRASHORT S&P 500 B	August 23, 2011	August 23, 2011	64,015.01	62,405.00	1,610.02
2,500.00sh PROSHARES ULTRASHORT S&P 500 B	August 23, 2011	August 23, 2011	64,365.01	62,405.00	1,960.02
2,200.00sh PROSHARES ULTRASHORT S&P 500 B	August 23, 2011	August 23, 2011	56,817.21	55,308.00	1,509.21
300.00sh PROSHARES ULTRASHORT S&P 500 B	August 23, 2011	August 23, 2011	7,747.80	7,546.07	201.73
2,500.00sh PROSHARES ULTRASHORT S&P 500 B	August 23, 2011	August 23, 2011	64,615.01	62,883.92	1,731.09
800.00sh PROSHARES ULTRASHORT S&P 500 B	August 23, 2011	August 23, 2011	20,724.80	20,392.00	332.80
400.00sh PROSHARES ULTRASHORT S&P 500 B	August 23, 2011	August 23, 2011	10,362.40	10,196.00	166.40
1,300.00sh PROSHARES ULTRASHORT S&P 500 B	August 23, 2011	August 23, 2011	33,677.81	33,159.99	517.82
2,500.00sh PROSHARES ULTRASHORT S&P 500 B	August 23, 2011	August 23, 2011	64,840.01	64,109.99	730.02
1,900.00sh PROSHARES ULTRASHORT S&P 500 B	August 23, 2011	August 23, 2011	49,335.41	49,267.00	68.41
600.00sh PROSHARES ULTRASHORT S&P 500 B	August 23, 2011	August 23, 2011	15,579.60	15,573.99	5.61
2,500.00sh PROSHARES ULTRASHORT S&P 500 B	August 23, 2011	August 23, 2011	64,940.01	64,734.99	205.02
2,500.00sh PROSHARES ULTRASHORT S&P 500 B	August 23, 2011	August 23, 2011	65,340.01	64,659.99	680.02
2,500.00sh PROSHARES ULTRASHORT S&P 500 B	August 23, 2011	August 23, 2011	65,090.01	64,559.99	530.02
900.00sh PROSHARES ULTRASHORT S&P 500 B	August 23, 2011	August 23, 2011	23,526.00	23,256.00	270.00
400.00sh PROSHARES ULTRASHORT S&P 500 B	August 23, 2011	August 23, 2011	10,453.50	10,336.00	117.50
1,000.00sh PROSHARES ULTRASHORT S&P 500 B	August 23, 2011	August 23, 2011	26,133.76	25,840.00	293.76
200.00sh PROSHARES ULTRASHORT S&P 500 B	August 23, 2011	August 23, 2011	5,226.75	5,179.99	46.76
2,500.00sh PROSHARES ULTRASHORT S&P 500 B	August 23, 2011	August 23, 2011	65,440.01	64,809.99	630.02
2,500.00sh PROSHARES ULTRASHORT S&P 500 B	August 23, 2011	August 23, 2011	65,445.00	64,184.99	1,260.02
1,700.00sh PROSHARES ULTRASHORT S&P 500 B	August 23, 2011	August 23, 2011	44,502.60	43,537.00	965.60
800.00sh PROSHARES ULTRASHORT S&P 500 B	August 23, 2011	August 23, 2011	20,942.40	20,497.99	444.41
2,500.00sh PROSHARES ULTRASHORT S&P 500 B	August 23, 2011	August 23, 2011	65,640.01	63,975.00	1,665.01
800.00sh PROSHARES ULTRASHORT S&P 500 B	August 23, 2011	August 23, 2011	21,036.80	20,472.00	564.80
1,700.00sh PROSHARES ULTRASHORT S&P 500 B	August 23, 2011	August 23, 2011	44,703.21	43,529.99	1,173.22
2,500.00sh PROSHARES ULTRASHORT S&P 500 B	August 23, 2011	August 23, 2011	66,215.01	64,105.00	2,110.01
500.00sh ATP OIL & GAS CORP COM BUY TRA	August 03, 2011	August 24, 2011	5,935.00	6,023.33	(88.33)
500.00sh ATP OIL & GAS CORP COM BUY TRA	August 04, 2011	August 24, 2011	5,935.01	5,980.00	(44.99)
200.00sh SPDR GOLD TR GOLD SHS ETF BUY	August 08, 2011	August 24, 2011	34,414.00	33,197.00	1,217.00
200.00sh SPDR GOLD TR GOLD SHS ETF BUY	August 09, 2011	August 24, 2011	34,414.00	33,620.66	793.34
100.00sh SPDR GOLD TR GOLD SHS ETF BUY	August 09, 2011	August 24, 2011	17,206.33	16,810.33	396.00
1,000.00sh ISHARES SILVER TRUST BUY TRADE	August 11, 2011	August 24, 2011	39,110.01	37,486.66	1,623.35
500.00sh SPDR GOLD TR GOLD SHS ETF BUY	August 12, 2011	August 24, 2011	86,031.68	84,839.99	1,191.68
300.00sh BAIDU INC ADR BUY TRADE 50 @39	August 16, 2011	August 24, 2011	40,358.01	41,115.99	(757.98)
500.00sh ISHARES SILVER TRUST BUY TRADE	August 19, 2011	August 24, 2011	19,585.01	20,584.99	(999.98)
1,500.00sh PROSHARES ULTRASHORT S&P 500 B	August 23, 2011	August 24, 2011	36,540.00	38,463.00	(1,923.00)
1,000.00sh PROSHARES ULTRASHORT S&P 500 B	August 23, 2011	August 24, 2011	24,360.01	25,642.00	(1,281.99)
2,500.00sh PROSHARES ULTRASHORT S&P 500 B	August 23, 2011	August 24, 2011	61,165.01	65,505.00	(4,339.98)
2,500.00sh PROSHARES ULTRASHORT S&P 500 B	August 23, 2011	August 24, 2011	61,415.01	65,505.00	(4,089.99)
2,500.00sh PROSHARES ULTRASHORT S&P 500 B	August 23, 2011	August 24, 2011	61,415.01	65,480.00	(4,064.99)
2,500.00sh PROSHARES ULTRASHORT S&P 500 B	August 23, 2011	August 24, 2011	61,540.01	65,480.00	(3,939.99)
2,500.00sh PROSHARES ULTRASHORT S&P 500 B	August 23, 2011	August 24, 2011	61,615.01	65,325.00	(3,709.99)
300.00sh PROSHARES ULTRASHORT S&P 500 B	August 23, 2011	August 24, 2011	7,445.40	7,839.00	(393.60)
400.00sh PROSHARES ULTRASHORT S&P 500 B	August 23, 2011	August 24, 2011	9,927.20	10,452.00	(524.80)
1,800.00sh PROSHARES ULTRASHORT S&P 500 B	August 23, 2011	August 24, 2011	44,672.40	47,061.99	(2,389.59)
500.00sh SPDR GOLD TR GOLD SHS ETF BUY	August 23, 2011	August 24, 2011	86,385.01	90,699.99	(4,314.98)
2,500.00sh PROSHARES ULTRASHORT S&P 500 B	August 24, 2011	August 24, 2011	62,045.00	60,759.99	1,285.02
2,500.00sh PROSHARES ULTRASHORT S&P 500 B	August 24, 2011	August 24, 2011	62,115.01	61,584.99	530.02
500.00sh PROSHARES ULTRASHORT S&P 500 B	August 24, 2011	August 24, 2011	12,413.00	12,335.00	78.00
2,000.00sh PROSHARES ULTRASHORT S&P 500 B	August 24, 2011	August 24, 2011	49,652.01	49,349.99	302.02
2,500.00sh PROSHARES ULTRASHORT S&P 500 B	August 24, 2011	August 24, 2011	62,245.00	62,934.99	(689.99)
300.00sh PROSHARES ULTRASHORT S&P 500 B	August 24, 2011	August 24, 2011	7,469.40	7,539.00	(69.60)
2,200.00sh PROSHARES ULTRASHORT S&P 500 B	August 24, 2011	August 24, 2011	54,775.60	55,295.99	(520.39)
2,500.00sh PROSHARES ULTRASHORT S&P 500 B	August 24, 2011	August 24, 2011	62,490.01	62,734.99	(244.98)
400.00sh PROSHARES ULTRASHORT S&P 500 B	August 24, 2011	August 24, 2011	9,999.20	10,028.00	(28.80)
2,100.00sh PROSHARES ULTRASHORT S&P 500 B	August 24, 2011	August 24, 2011	52,495.80	52,656.99	(161.19)
100.00sh PROSHARES ULTRASHORT S&P 500 B	August 24, 2011	August 24, 2011	2,499.80	2,503.00	(3.20)
2,400.00sh PROSHARES ULTRASHORT S&P 500 B	August 24, 2011	August 24, 2011	59,995.20	60,105.99	(110.79)
1,900.00sh PROSHARES ULTRASHORT S&P 500 B	August 24, 2011	August 24, 2011	46,998.41	47,500.00	(501.59)
600.00sh PROSHARES ULTRASHORT S&P 500 B	August 24, 2011	August 24, 2011	14,841.60	15,005.45	(163.85)
500.00sh PROSHARES ULTRASHORT S&P 500 B	August 24, 2011	August 24, 2011	12,375.01	12,504.54	(129.53)
2,500.00sh PROSHARES ULTRASHORT S&P 500 B	August 24, 2011	August 24, 2011	61,690.01	62,380.00	(689.99)
2,500.00sh PROSHARES ULTRASHORT S&P 500 B	August 24, 2011	August 24, 2011	61,415.01	62,380.00	(964.99)
500.00sh ISHARES SILVER TRUST BUY TRADE	August 24, 2011	August 24, 2011	19,940.01	19,734.99	205.02
2,500.00sh PROSHARES ULTRASHORT S&P 500 B	August 24, 2011	August 24, 2011	61,440.01	62,134.99	(694.98)
500.00sh SPDR GOLD TR GOLD SHS ETF BUY	August 24, 2011	August 24, 2011	88,230.01	86,529.99	1,700.02
2,500.00sh PROSHARES ULTRASHORT S&P 500 B	August 24, 2011	August 24, 2011	62,140.01	62,084.99	55.02
2,500.00sh PROSHARES ULTRASHORT S&P 500 B	August 24, 2011	August 24, 2011	62,265.01	61,984.99	280.02
2,500.00sh PROSHARES ULTRASHORT S&P 500 B	August 24, 2011	August 24, 2011	62,715.01	61,909.99	805.02
500.00sh IPATH S&P 500 VIX SHORT-TERM C	June 15, 2011	August 25, 2011	11,920.00	21,209.99	(9,289.99)
1,300.00sh PROSHARES ULTRASHORT S&P 500 B	August 24, 2011	August 25, 2011	32,474.00	32,128.19	345.81
1,200.00sh PROSHARES ULTRASHORT S&P 500 B	August 24, 2011	August 25, 2011	29,978.01	29,656.80	321.21
2,500.00sh PROSHARES ULTRASHORT S&P 500 B	August 24, 2011	August 25, 2011	62,490.01	61,434.99	1,055.02

Part I Short-Term Capital Gains and Losses - Assets Held One Year or Less					
(a) Description of Property	(b) Date acquired	(c) Date sold	(d) Sales price	(e) Cost basis	(f) Gain (loss)
2,500.00sh PROSHARES ULTRASHORT S&P 500 B	August 24, 2011	August 25, 2011	62,145.00	61,159.99	985.01
2,500.00sh PROSHARES ULTRASHORT S&P 500 B	August 25, 2011	August 25, 2011	62,145.00	62,930.00	(784.99)
2,500.00sh PROSHARES ULTRASHORT S&P 500 B	August 25, 2011	August 25, 2011	62,345.00	62,930.00	(584.99)
2,500.00sh PROSHARES ULTRASHORT S&P 500 B	August 25, 2011	August 25, 2011	62,345.00	62,634.99	(289.99)
2,500.00sh PROSHARES ULTRASHORT S&P 500 B	August 25, 2011	August 25, 2011	61,715.01	62,559.99	(844.98)
2,500.00sh PROSHARES ULTRASHORT S&P 500 B	August 25, 2011	August 25, 2011	61,715.01	62,330.00	(614.99)
2,500.00sh PROSHARES ULTRASHORT S&P 500 B	August 25, 2011	August 25, 2011	61,965.01	62,330.00	(364.99)
2,500.00sh PROSHARES ULTRASHORT S&P 500 B	August 25, 2011	August 25, 2011	62,165.01	62,234.99	(69.98)
800.00sh PROSHARES ULTRASHORT S&P 500 B	August 25, 2011	August 25, 2011	19,932.80	19,896.00	36.80
1,700.00sh PROSHARES ULTRASHORT S&P 500 B	August 25, 2011	August 25, 2011	42,357.21	42,305.99	51.22
2,500.00sh PROSHARES ULTRASHORT S&P 500 B	August 25, 2011	August 25, 2011	62,570.00	62,159.99	410.01
2,500.00sh PROSHARES ULTRASHORT S&P 500 B	August 25, 2011	August 25, 2011	62,570.00	62,830.00	(259.99)
2,500.00sh PROSHARES ULTRASHORT S&P 500 B	August 25, 2011	August 25, 2011	62,570.00	62,830.00	(259.99)
2,500.00sh PROSHARES ULTRASHORT S&P 500 B	August 25, 2011	August 25, 2011	62,570.00	62,784.99	(214.99)
4,200.00sh PROSHARES ULTRASHORT S&P 500 B	August 25, 2011	August 25, 2011	103,572.00	105,218.39	(1,646.39)
800.00sh PROSHARES ULTRASHORT S&P 500 B	August 25, 2011	August 25, 2011	19,726.01	20,041.60	(315.59)
2,500.00sh PROSHARES ULTRASHORT S&P 500 B	August 25, 2011	August 25, 2011	62,020.00	62,559.99	(539.99)
2,500.00sh PROSHARES ULTRASHORT S&P 500 B	August 25, 2011	August 25, 2011	62,020.00	62,359.99	(339.99)
2,500.00sh PROSHARES ULTRASHORT S&P 500 B	August 25, 2011	August 25, 2011	62,220.00	62,359.99	(139.99)
2,500.00sh PROSHARES ULTRASHORT S&P 500 B	August 25, 2011	August 25, 2011	62,220.00	62,500.00	(280.00)
1,400.00sh PROSHARES ULTRASHORT S&P 500 B	August 25, 2011	August 25, 2011	34,490.41	35,000.00	(509.59)
200.00sh PROSHARES ULTRASHORT S&P 500 B	August 25, 2011	August 25, 2011	4,927.20	4,998.00	(70.80)
900.00sh PROSHARES ULTRASHORT S&P 500 B	August 25, 2011	August 25, 2011	22,172.40	22,500.99	(328.59)
2,500.00sh PROSHARES ULTRASHORT S&P 500 B	August 25, 2011	August 25, 2011	61,515.01	62,405.00	(889.99)
2,500.00sh PROSHARES ULTRASHORT S&P 500 B	August 25, 2011	August 25, 2011	60,665.01	62,405.00	(1,739.98)
5,000.00sh PROSHARES ULTRASHORT S&P 500 B	August 25, 2011	August 25, 2011	122,490.01	124,259.99	(1,769.98)
2,500.00sh PROSHARES ULTRASHORT S&P 500 B	August 25, 2011	August 25, 2011	59,490.01	61,784.99	(2,294.98)
500.00sh IPATH S&P 500 VIX SHORT-TERM C	June 15, 2011	August 26, 2011	11,920.00	20,714.99	(8,794.99)
500.00sh IPATH S&P 500 VIX SHORT-TERM C	June 23, 2011	August 26, 2011	12,350.00	20,429.99	(8,079.98)
500.00sh IPATH S&P 500 VIX SHORT-TERM C	June 23, 2011	August 26, 2011	12,350.00	20,449.99	(8,099.98)
2,000.00sh STAR SCIENTIFIC INC COM BUY TR	July 19, 2011	August 26, 2011	4,176.00	8,849.99	(4,673.99)
3,000.00sh STAR SCIENTIFIC INC COM BUY TR	July 19, 2011	August 26, 2011	6,264.01	13,203.75	(6,939.74)
4,400.00sh STAR SCIENTIFIC INC COM BUY TR	July 19, 2011	August 26, 2011	8,976.00	19,365.49	(10,389.49)
600.00sh STAR SCIENTIFIC INC COM BUY TR	July 19, 2011	August 26, 2011	1,220.01	2,640.75	(1,420.74)
4,200.00sh STAR SCIENTIFIC INC COM BUY TR	August 04, 2011	August 26, 2011	8,904.00	12,902.39	(3,998.39)
800.00sh STAR SCIENTIFIC INC COM BUY TR	August 04, 2011	August 26, 2011	1,694.01	2,457.60	(763.59)
100.00sh STAR SCIENTIFIC INC COM BUY TR	August 09, 2011	August 26, 2011	209.80	264.00	(54.20)
200.00sh STAR SCIENTIFIC INC COM BUY TR	August 09, 2011	August 26, 2011	419.60	530.00	(110.40)
4,700.00sh STAR SCIENTIFIC INC COM BUY TR	August 09, 2011	August 26, 2011	9,860.61	12,464.99	(2,604.38)
100.00sh PROSHARES ULTRASHORT S&P 500 B	August 25, 2011	August 26, 2011	2,424.60	2,464.00	(39.40)
2,400.00sh PROSHARES ULTRASHORT S&P 500 B	August 25, 2011	August 26, 2011	58,190.41	59,164.89	(974.48)
2,500.00sh PROSHARES ULTRASHORT S&P 500 B	August 25, 2011	August 26, 2011	60,665.01	61,630.10	(965.09)
2,500.00sh PROSHARES ULTRASHORT S&P 500 B	August 25, 2011	August 26, 2011	60,990.01	61,475.00	(484.99)
600.00sh PROSHARES ULTRASHORT S&P 500 B	August 25, 2011	August 26, 2011	14,679.60	14,754.00	(74.40)
1,900.00sh PROSHARES ULTRASHORT S&P 500 B	August 25, 2011	August 26, 2011	46,485.41	46,749.99	(264.58)
600.00sh PROSHARES ULTRASHORT S&P 500 B	August 25, 2011	August 26, 2011	14,694.00	14,598.00	96.00
1,900.00sh PROSHARES ULTRASHORT S&P 500 B	August 25, 2011	August 26, 2011	46,540.01	46,227.00	313.01
500.00sh PROSHARES ULTRASHORT S&P 500 B	August 25, 2011	August 26, 2011	12,258.00	12,165.00	93.00
2,000.00sh PROSHARES ULTRASHORT S&P 500 B	August 25, 2011	August 26, 2011	49,032.01	48,669.99	362.02
1,300.00sh PROSHARES ULTRASHORT S&P 500 B	August 25, 2011	August 26, 2011	31,538.00	31,488.60	49.40
1,200.00sh PROSHARES ULTRASHORT S&P 500 B	August 25, 2011	August 26, 2011	29,114.01	29,066.40	47.61
2,500.00sh PROSHARES ULTRASHORT S&P 500 B	August 25, 2011	August 26, 2011	60,240.01	60,555.00	(314.99)
2,000.00sh PROSHARES ULTRASHORT S&P 500 B	August 26, 2011	August 26, 2011	48,392.01	48,609.99	(217.98)
500.00sh PROSHARES ULTRASHORT S&P 500 B	August 26, 2011	August 26, 2011	12,098.00	12,167.00	(69.00)
2,000.00sh PROSHARES ULTRASHORT S&P 500 B	August 26, 2011	August 26, 2011	48,476.00	48,667.99	(191.99)
2,500.00sh PROSHARES ULTRASHORT S&P 500 B	August 26, 2011	August 26, 2011	60,595.00	60,859.99	(264.99)
500.00sh PROSHARES ULTRASHORT S&P 500 B	August 26, 2011	August 26, 2011	12,119.00	12,270.00	(151.00)
1,100.00sh PROSHARES ULTRASHORT S&P 500 B	August 26, 2011	August 26, 2011	27,079.80	26,994.00	85.80
900.00sh PROSHARES ULTRASHORT S&P 500 B	August 26, 2011	August 26, 2011	22,156.20	22,095.99	60.21
1,500.00sh PROSHARES ULTRASHORT S&P 500 B	August 26, 2011	August 26, 2011	36,927.00	36,765.00	162.00
1,000.00sh PROSHARES ULTRASHORT S&P 500 B	August 26, 2011	August 26, 2011	24,618.00	24,539.99	78.01
500.00sh PROSHARES ULTRASHORT S&P 500 B	August 26, 2011	August 26, 2011	12,309.00	12,252.00	57.00
2,000.00sh PROSHARES ULTRASHORT S&P 500 B	August 26, 2011	August 26, 2011	49,836.00	49,007.99	828.01
2,500.00sh PROSHARES ULTRASHORT S&P 500 B	August 26, 2011	August 26, 2011	62,295.00	61,234.99	1,060.02
500.00sh PROSHARES ULTRASHORT S&P 500 B	August 26, 2011	August 26, 2011	12,459.00	12,230.00	229.00
1,500.00sh PROSHARES ULTRASHORT S&P 500 B	August 26, 2011	August 26, 2011	37,527.00	36,690.00	837.00
500.00sh PROSHARES ULTRASHORT S&P 500 B	August 26, 2011	August 26, 2011	12,509.00	12,244.99	264.01
3,000.00sh PROSHARES ULTRASHORT S&P 500 B	August 26, 2011	August 26, 2011	75,054.01	73,295.99	1,758.01
2,000.00sh PROSHARES ULTRASHORT S&P 500 B	August 26, 2011	August 26, 2011	50,520.00	48,864.00	1,656.00
2,400.00sh PROSHARES ULTRASHORT S&P 500 B	August 26, 2011	August 26, 2011	60,624.00	58,588.80	2,035.20
400.00sh PROSHARES ULTRASHORT S&P 500 B	August 26, 2011	August 26, 2011	10,104.00	9,764.80	339.20
200.00sh PROSHARES ULTRASHORT S&P 500 B	August 26, 2011	August 26, 2011	5,042.01	4,882.40	159.61
2,000.00sh PROSHARES ULTRASHORT S&P 500 B	August 26, 2011	August 26, 2011	50,856.00	48,824.00	2,032.01
2,700.00sh PROSHARES ULTRASHORT S&P 500 B	August 26, 2011	August 26, 2011	68,655.61	65,799.00	2,856.61
300.00sh PROSHARES ULTRASHORT S&P 500 B	August 26, 2011	August 26, 2011	7,628.40	7,315.30	313.10
2,000.00sh PROSHARES ULTRASHORT S&P 500 B	August 26, 2011	August 26, 2011	50,936.00	48,768.69	2,167.32
3,000.00sh PROSHARES ULTRASHORT S&P 500 B	August 26, 2011	August 26, 2011	76,404.01	73,055.99	3,348.01
2,000.00sh PROSHARES ULTRASHORT S&P 500 B	August 26, 2011	August 26, 2011	51,096.00	48,704.00	2,392.01
2,500.00sh PROSHARES ULTRASHORT S&P 500 B	August 26, 2011	August 26, 2011	63,870.00	63,384.99	485.01
500.00sh PROSHARES ULTRASHORT S&P 500 B	August 26, 2011	August 26, 2011	12,774.00	12,685.00	89.00
1,400.00sh PROSHARES ULTRASHORT S&P 500 B	August 26, 2011	August 26, 2011	36,078.00	35,518.00	560.00
600.00sh PROSHARES ULTRASHORT S&P 500 B	August 26, 2011	August 26, 2011	15,462.00	15,231.99	230.01
3,000.00sh PROSHARES ULTRASHORT S&P 500 B	August 26, 2011	August 26, 2011	77,330.01	77,735.99	(405.98)
2,000.00sh PROSHARES ULTRASHORT S&P 500 B	August 26, 2011	August 26, 2011	51,732.01	51,824.00	(91.99)
500.00sh PROSHARES ULTRASHORT S&P 500 B	August 26, 2011	August 26, 2011	12,933.00	12,932.00	1.00
2,000.00sh PROSHARES ULTRASHORT S&P 500 B	August 26, 2011	August 26, 2011	51,140.00	51,727.99	(587.99)

Part I Short-Term Capital Gains and Losses - Assets Held One Year or Less					
(a) Description of Property	(b) Date acquired	(c) Date sold	(d) Sales price	(e) Cost basis	(f) Gain (loss)
100.00sh PROSHARES ULTRASHORT S&P 500 B	August 26, 2011	August 26, 2011	2,557.00	2,606.20	(49.20)
200.00sh PROSHARES ULTRASHORT S&P 500 B	August 26, 2011	August 26, 2011	5,116.00	5,212.40	(96.40)
200.00sh PROSHARES ULTRASHORT S&P 500 B	August 26, 2011	August 26, 2011	5,108.01	5,212.40	(104.39)
2,500.00sh PROSHARES ULTRASHORT S&P 500 B	August 26, 2011	August 26, 2011	63,415.01	65,155.00	(1,739.98)
1,800.00sh PROSHARES ULTRASHORT S&P 500 B	August 26, 2011	August 26, 2011	45,720.00	46,911.60	(1,191.60)
200.00sh PROSHARES ULTRASHORT S&P 500 B	August 26, 2011	August 26, 2011	5,079.15	5,212.40	(133.25)
500.00sh PROSHARES ULTRASHORT S&P 500 B	August 26, 2011	August 26, 2011	12,697.86	13,000.00	(302.14)
600.00sh PROSHARES ULTRASHORT S&P 500 B	August 26, 2011	August 26, 2011	15,240.00	15,600.00	(360.00)
100.00sh PROSHARES ULTRASHORT S&P 500 B	August 26, 2011	August 26, 2011	2,540.00	2,599.00	(59.00)
100.00sh PROSHARES ULTRASHORT S&P 500 B	August 26, 2011	August 26, 2011	2,540.00	2,599.00	(59.00)
1,200.00sh PROSHARES ULTRASHORT S&P 500 B	August 26, 2011	August 26, 2011	30,480.00	31,209.99	(729.99)
1,800.00sh PROSHARES ULTRASHORT S&P 500 B	August 26, 2011	August 26, 2011	45,720.00	46,674.00	(954.00)
1,200.00sh PROSHARES ULTRASHORT S&P 500 B	August 26, 2011	August 26, 2011	30,482.01	31,116.00	(633.99)
2,000.00sh PROSHARES ULTRASHORT S&P 500 B	August 26, 2011	August 26, 2011	50,816.00	51,869.99	(1,053.99)
2,500.00sh PROSHARES ULTRASHORT S&P 500 B	August 26, 2011	August 26, 2011	63,520.00	64,609.99	(1,089.99)
500.00sh PROSHARES ULTRASHORT S&P 500 B	August 26, 2011	August 26, 2011	12,704.00	12,882.00	(178.00)
500.00sh SENSATA TECHNOLOGIES HOLDINGS	July 20, 2011	August 29, 2011	16,010.01	18,651.24	(2,641.23)
2,000.00sh PROSHARES ULTRASHORT S&P 500 B	August 26, 2011	August 29, 2011	45,872.01	51,527.99	(5,655.98)
500.00sh PROSHARES ULTRASHORT S&P 500 B	August 26, 2011	August 29, 2011	11,468.00	12,776.00	(1,308.00)
2,500.00sh PROSHARES ULTRASHORT S&P 500 B	August 26, 2011	August 29, 2011	57,515.01	63,880.00	(6,364.99)
2,000.00sh PROSHARES ULTRASHORT S&P 500 B	August 26, 2011	August 29, 2011	46,032.01	51,104.00	(5,071.99)
500.00sh PROSHARES ULTRASHORT S&P 500 B	August 26, 2011	August 29, 2011	11,508.00	12,731.00	(1,223.00)
2,500.00sh PROSHARES ULTRASHORT S&P 500 B	August 26, 2011	August 29, 2011	57,790.01	63,655.00	(5,864.99)
2,000.00sh PROSHARES ULTRASHORT S&P 500 B	August 26, 2011	August 29, 2011	46,240.00	50,924.00	(4,684.00)
200.00sh PROSHARES ULTRASHORT S&P 500 B	August 29, 2011	August 29, 2011	4,624.00	4,574.80	49.20
300.00sh PROSHARES ULTRASHORT S&P 500 B	August 29, 2011	August 29, 2011	6,929.01	6,862.20	66.81
2,000.00sh PROSHARES ULTRASHORT S&P 500 B	August 29, 2011	August 29, 2011	46,312.01	45,747.99	564.02
500.00sh PROSHARES ULTRASHORT S&P 500 B	August 29, 2011	August 29, 2011	11,578.00	11,542.00	36.00
1,000.00sh PROSHARES ULTRASHORT S&P 500 B	August 29, 2011	August 29, 2011	23,170.00	23,084.00	86.00
1,000.00sh PROSHARES ULTRASHORT S&P 500 B	August 29, 2011	August 29, 2011	23,163.34	23,084.00	79.34
500.00sh PROSHARES ULTRASHORT S&P 500 B	August 29, 2011	August 29, 2011	11,581.67	11,537.00	44.67
2,000.00sh PROSHARES ULTRASHORT S&P 500 B	August 29, 2011	August 29, 2011	46,432.01	46,147.99	284.02
500.00sh PROSHARES ULTRASHORT S&P 500 B	August 29, 2011	August 29, 2011	11,608.00	11,587.00	21.00
2,000.00sh PROSHARES ULTRASHORT S&P 500 B	August 29, 2011	August 29, 2011	46,460.00	46,347.99	112.01
100.00sh PROSHARES ULTRASHORT S&P 500 B	August 29, 2011	August 29, 2011	2,323.00	2,318.40	4.60
400.00sh PROSHARES ULTRASHORT S&P 500 B	August 29, 2011	August 29, 2011	9,286.01	9,273.60	12.41
2,000.00sh PROSHARES ULTRASHORT S&P 500 B	August 29, 2011	August 29, 2011	46,772.01	46,367.99	404.02
500.00sh PROSHARES ULTRASHORT S&P 500 B	August 29, 2011	August 29, 2011	11,693.00	11,577.00	116.00
400.00sh PROSHARES ULTRASHORT S&P 500 B	August 29, 2011	August 29, 2011	9,324.00	9,261.60	62.40
1,600.00sh PROSHARES ULTRASHORT S&P 500 B	August 29, 2011	August 29, 2011	37,288.39	37,046.39	241.99
500.00sh PROSHARES ULTRASHORT S&P 500 B	August 29, 2011	August 29, 2011	11,652.62	11,547.00	105.62
2,000.00sh PROSHARES ULTRASHORT S&P 500 B	August 29, 2011	August 29, 2011	46,790.01	46,187.99	602.02
100.00sh ATP OIL & GAS CORP COM BUY TRA	August 04, 2011	August 30, 2011	1,380.00	1,196.00	184.00
400.00sh ATP OIL & GAS CORP COM BUY TRA	August 04, 2011	August 30, 2011	5,520.00	4,793.99	726.01
500.00sh ATP OIL & GAS CORP COM BUY TRA	August 05, 2011	August 30, 2011	6,900.01	5,294.99	1,605.01
1,500.00sh PROSHARES ULTRASHORT S&P 500 B	August 29, 2011	August 30, 2011	34,194.01	35,250.00	(1,055.99)
1,000.00sh PROSHARES ULTRASHORT S&P 500 B	August 29, 2011	August 30, 2011	22,796.00	23,509.99	(713.99)
2,500.00sh PROSHARES ULTRASHORT S&P 500 B	August 29, 2011	August 30, 2011	57,290.01	58,609.99	(1,319.98)
2,500.00sh PROSHARES ULTRASHORT S&P 500 B	August 29, 2011	August 30, 2011	57,265.01	58,609.99	(1,344.98)
2,500.00sh PROSHARES ULTRASHORT S&P 500 B	August 30, 2011	August 30, 2011	57,265.01	56,884.99	380.02
2,500.00sh PROSHARES ULTRASHORT S&P 500 B	August 30, 2011	August 30, 2011	57,390.01	56,859.99	530.02
2,500.00sh PROSHARES ULTRASHORT S&P 500 B	August 30, 2011	August 30, 2011	57,515.01	57,655.00	(139.99)
2,000.00sh PROSHARES ULTRASHORT LEHMAN 20	August 30, 2011	August 30, 2011	49,470.01	49,529.99	(59.98)
2,500.00sh PROSHARES ULTRASHORT S&P 500 B	August 30, 2011	August 30, 2011	56,865.01	57,655.00	(789.99)
2,500.00sh PROSHARES ULTRASHORT S&P 500 B	August 30, 2011	August 30, 2011	57,720.00	57,684.99	35.01
2,200.00sh PROSHARES ULTRASHORT S&P 500 B	August 30, 2011	August 30, 2011	50,793.60	50,732.00	61.60
300.00sh PROSHARES ULTRASHORT S&P 500 B	August 30, 2011	August 30, 2011	6,926.40	6,930.99	(4.59)
2,500.00sh PROSHARES ULTRASHORT S&P 500 B	August 30, 2011	August 30, 2011	58,165.01	57,634.99	530.02
2,500.00sh PROSHARES ULTRASHORT S&P 500 B	August 30, 2011	August 30, 2011	58,345.00	57,409.99	935.01
2,500.00sh PROSHARES ULTRASHORT S&P 500 B	August 30, 2011	August 30, 2011	58,345.00	58,309.99	35.01
300.00sh SENSATA TECHNOLOGIES HOLDINGS	July 20, 2011	August 31, 2011	9,741.00	11,190.75	(1,449.75)
300.00sh SENSATA TECHNOLOGIES HOLDINGS	July 22, 2011	August 31, 2011	9,741.00	11,418.99	(1,677.99)
500.00sh SENSATA TECHNOLOGIES HOLDINGS	August 03, 2011	August 31, 2011	16,235.00	17,079.99	(844.99)
400.00sh SENSATA TECHNOLOGIES HOLDINGS	August 04, 2011	August 31, 2011	12,990.01	13,041.99	(51.98)
500.00sh ATP OIL & GAS CORP COM BUY TRA	August 05, 2011	August 31, 2011	6,815.01	5,294.99	1,520.01
500.00sh ATP OIL & GAS CORP COM BUY TRA	August 05, 2011	August 31, 2011	6,815.01	5,149.99	1,665.01
50.00sh APPLE INC COM BUY TRADE 100 @1	August 08, 2011	August 31, 2011	19,329.51	17,945.99	1,383.52
50.00sh APPLE INC COM BUY TRADE 100 @1	August 08, 2011	August 31, 2011	19,365.00	17,945.99	1,419.01
50.00sh APPLE INC COM BUY TRADE 100 @1	August 08, 2011	August 31, 2011	19,365.01	18,247.83	1,117.17
1,000.00sh CHENIERE ENERGY INC COM BUY TR	August 10, 2011	August 31, 2011	7,755.01	7,189.99	565.01
372.00sh CHENIERE ENERGY INC COM BUY TR	August 10, 2011	August 31, 2011	2,884.86	2,641.20	243.66
628.00sh CHENIERE ENERGY INC COM BUY TR	August 10, 2011	August 31, 2011	4,870.14	4,465.08	405.06
2,500.00sh PROSHARES ULTRASHORT S&P 500 B	August 30, 2011	August 31, 2011	56,015.01	58,334.99	(2,319.98)
2,500.00sh PROSHARES ULTRASHORT S&P 500 B	August 30, 2011	August 31, 2011	56,065.01	58,384.99	(2,319.98)
2,500.00sh PROSHARES ULTRASHORT S&P 500 B	August 30, 2011	August 31, 2011	56,190.01	58,284.99	(2,094.98)
2,500.00sh PROSHARES ULTRASHORT S&P 500 B	August 30, 2011	August 31, 2011	56,440.01	58,259.99	(1,819.98)
2,500.00sh PROSHARES ULTRASHORT S&P 500 B	August 31, 2011	August 31, 2011	56,590.01	56,484.99	105.02
2,500.00sh PROSHARES ULTRASHORT S&P 500 B	August 31, 2011	August 31, 2011	56,715.01	57,234.99	(519.98)
2,500.00sh PROSHARES ULTRASHORT S&P 500 B	August 31, 2011	August 31, 2011	56,415.01	57,209.99	(794.98)
2,500.00sh PROSHARES ULTRASHORT S&P 500 B	August 31, 2011	August 31, 2011	56,440.01	57,109.99	(669.98)
1,000.00sh PROSHARES ULTRASHORT S&P 500 B	August 31, 2011	August 31, 2011	22,596.00	22,690.00	(94.00)
1,500.00sh PROSHARES ULTRASHORT S&P 500 B	August 31, 2011	August 31, 2011	33,894.01	34,059.99	(165.98)
1,500.00sh PROSHARES ULTRASHORT S&P 500 B	August 31, 2011	August 31, 2011	33,999.01	34,185.00	(185.99)
1,000.00sh PROSHARES ULTRASHORT S&P 500 B	August 31, 2011	August 31, 2011	22,666.00	22,799.99	(133.99)
1,500.00sh PROSHARES ULTRASHORT S&P 500 B	August 31, 2011	August 31, 2011	34,014.01	34,155.00	(140.99)
1,000.00sh PROSHARES ULTRASHORT S&P 500 B	August 31, 2011	August 31, 2011	22,676.00	22,779.99	(103.99)

Part I Short-Term Capital Gains and Losses - Assets Held One Year or Less					
(a) Description of Property	(b) Date acquired	(c) Date sold	(d) Sales price	(e) Cost basis	(f) Gain (loss)
2,500.00sh PROSHARES ULTRASHORT S&P 500 B	August 31, 2011	August 31, 2011	56,840.01	56,859.99	(19.98)
2,500.00sh PROSHARES ULTRASHORT S&P 500 B	August 31, 2011	August 31, 2011	56,920.00	56,784.99	135.01
2,500.00sh PROSHARES ULTRASHORT S&P 500 B	August 31, 2011	August 31, 2011	56,920.00	56,684.99	235.01
2,500.00sh PROSHARES ULTRASHORT S&P 500 B	August 31, 2011	August 31, 2011	56,290.01	56,684.99	(394.98)
2,500.00sh PROSHARES ULTRASHORT S&P 500 B	August 31, 2011	August 31, 2011	56,290.01	56,609.99	(319.98)
1,500.00sh PROSHARES ULTRASHORT S&P 500 B	August 31, 2011	August 31, 2011	33,819.01	33,915.00	(95.99)
700.00sh PROSHARES ULTRASHORT S&P 500 B	August 31, 2011	August 31, 2011	15,782.20	15,827.00	(44.80)
300.00sh PROSHARES ULTRASHORT S&P 500 B	August 31, 2011	August 31, 2011	6,763.80	6,792.99	(29.19)
2,500.00sh PROSHARES ULTRASHORT S&P 500 B	August 31, 2011	August 31, 2011	56,390.01	56,559.99	(169.98)
1,500.00sh PROSHARES ULTRASHORT S&P 500 B	August 31, 2011	August 31, 2011	33,714.01	33,870.00	(155.99)
1,000.00sh PROSHARES ULTRASHORT S&P 500 B	August 31, 2011	August 31, 2011	22,476.00	22,589.99	(113.99)
2,500.00sh PROSHARES ULTRASHORT S&P 500 B	August 31, 2011	August 31, 2011	56,215.01	56,434.99	(219.98)
2,500.00sh PROSHARES ULTRASHORT S&P 500 B	August 31, 2011	August 31, 2011	55,690.01	56,380.00	(689.99)
2,500.00sh PROSHARES ULTRASHORT S&P 500 B	August 31, 2011	August 31, 2011	55,765.01	56,380.00	(614.99)
2,500.00sh PROSHARES ULTRASHORT S&P 500 B	August 31, 2011	August 31, 2011	55,815.01	56,334.99	(519.98)
2,500.00sh PROSHARES ULTRASHORT S&P 500 B	August 31, 2011	August 31, 2011	56,040.01	56,209.99	(169.98)
2,500.00sh PROSHARES ULTRASHORT S&P 500 B	August 31, 2011	August 31, 2011	56,040.01	56,134.99	(94.98)
2,500.00sh PROSHARES ULTRASHORT S&P 500 B	August 31, 2011	August 31, 2011	56,040.01	56,084.99	(44.98)
2,500.00sh PROSHARES ULTRASHORT S&P 500 B	August 31, 2011	August 31, 2011	55,890.01	55,984.99	(94.98)
2,500.00sh PROSHARES ULTRASHORT S&P 500 B	August 31, 2011	August 31, 2011	55,865.01	56,309.99	(444.98)
2,500.00sh PROSHARES ULTRASHORT S&P 500 B	August 31, 2011	August 31, 2011	55,340.01	56,259.99	(919.98)
2,500.00sh PROSHARES ULTRASHORT S&P 500 B	August 31, 2011	August 31, 2011	55,665.01	56,109.99	(444.98)
1,500.00sh PROSHARES ULTRASHORT S&P 500 B	August 31, 2011	August 31, 2011	33,519.01	33,705.00	(185.99)
1,000.00sh PROSHARES ULTRASHORT S&P 500 B	August 31, 2011	August 31, 2011	22,346.00	22,479.99	(133.99)
2,000.00sh PROSHARES ULTRASHORT S&P 500 B	August 31, 2011	August 31, 2011	44,860.00	44,927.99	(67.99)
500.00sh PROSHARES ULTRASHORT S&P 500 B	August 31, 2011	August 31, 2011	11,210.01	11,232.00	(21.99)
20.00sh DIREXIONSHARES LARGE CAP BEAR	September 01, 2010	September 01, 2011	1,501.00	778.20	722.80
80.00sh DIREXIONSHARES LARGE CAP BEAR	September 01, 2010	September 01, 2011	5,998.01	3,112.80	2,885.21
200.00sh DIREXIONSHARES LARGE CAP BEAR	September 24, 2010	September 01, 2011	12,240.01	7,782.00	4,458.01
200.00sh DIREXIONSHARES LARGE CAP BEAR	September 24, 2010	September 01, 2011	12,320.01	7,782.00	4,538.01
0.67sh DIREXIONSHARES SMALL CAP BEAR	October 05, 2010	September 01, 2011	50.34	26.95	23.39
199.33sh DIREXIONSHARES SMALL CAP BEAR	October 21, 2010	September 01, 2011	13,150.03	8,057.04	5,092.98
134.00sh DIREXIONSHARES SMALL CAP BEAR	October 21, 2010	September 01, 2011	8,839.98	5,409.58	3,430.40
166.00sh DIREXIONSHARES SMALL CAP BEAR	November 02, 2010	September 01, 2011	10,836.48	6,701.42	4,135.06
400.00sh LQJ CORP COM BUY TRADE 1100 @2	February 25, 2011	September 01, 2011	10,161.34	9,779.99	381.35
200.00sh LQJ CORP COM BUY TRADE 1100 @2	March 03, 2011	September 01, 2011	5,080.67	4,808.00	272.67
300.00sh LQJ CORP COM BUY TRADE 1100 @2	March 03, 2011	September 01, 2011	7,623.00	7,211.99	411.01
100.00sh LQJ CORP COM BUY TRADE 1100 @2	May 11, 2011	September 01, 2011	2,541.00	2,625.33	(84.33)
100.00sh \$IPO: VISA INC CLASS A BUY TRA	June 10, 2011	September 01, 2011	8,720.01	7,532.00	1,188.01
300.00sh KINDER MORGAN ENERGY PARTNERS	June 29, 2011	September 01, 2011	20,999.01	21,598.99	(599.99)
500.00sh JP MORGAN CHASE & CO COM BUY T	July 15, 2011	September 01, 2011	18,645.01	19,989.99	(1,344.98)
500.00sh ATP OIL & GAS CORP COM BUY TRA	August 05, 2011	September 01, 2011	6,610.01	5,149.99	1,460.01
300.00sh ATP OIL & GAS CORP COM BUY TRA	August 05, 2011	September 01, 2011	3,966.00	2,916.00	1,050.00
200.00sh ATP OIL & GAS CORP COM BUY TRA	August 05, 2011	September 01, 2011	2,644.00	1,948.85	695.15
500.00sh ATP OIL & GAS CORP COM BUY TRA	August 05, 2011	September 01, 2011	6,625.00	4,872.14	1,752.87
500.00sh ATP OIL & GAS CORP COM BUY TRA	August 05, 2011	September 01, 2011	6,625.01	4,669.99	1,955.01
200.00sh CATERPILLAR INC COM BUY TRADE	August 05, 2011	September 01, 2011	18,006.29	18,258.00	(251.71)
150.00sh CATERPILLAR INC COM BUY TRADE	August 05, 2011	September 01, 2011	13,504.72	13,700.00	(195.28)
100.00sh ATP OIL & GAS CORP COM BUY TRA	August 05, 2011	September 01, 2011	1,279.01	934.00	345.01
400.00sh ATP OIL & GAS CORP COM BUY TRA	August 05, 2011	September 01, 2011	5,152.00	3,736.00	1,416.00
500.00sh ATP OIL & GAS CORP COM BUY TRA	August 05, 2011	September 01, 2011	6,440.00	4,888.33	1,551.67
50.00sh APPLE INC COM BUY TRADE 100 @1	August 08, 2011	September 01, 2011	19,196.01	18,247.83	948.18
372.00sh CHENIERE ENERGY INC COM BUY TR	August 10, 2011	September 01, 2011	2,834.64	2,644.92	189.72
628.00sh CHENIERE ENERGY INC COM BUY TR	August 10, 2011	September 01, 2011	4,785.37	4,473.09	312.28
1,000.00sh CHENIERE ENERGY INC COM BUY TR	August 10, 2011	September 01, 2011	7,570.01	7,122.75	447.26
1,000.00sh CHENIERE ENERGY INC COM BUY TR	August 10, 2011	September 01, 2011	7,620.01	7,122.75	497.26
1,000.00sh CHENIERE ENERGY INC COM BUY TR	August 10, 2011	September 01, 2011	7,605.01	7,122.75	482.25
1,000.00sh CHENIERE ENERGY INC COM BUY TR	August 11, 2011	September 01, 2011	7,605.01	7,499.99	105.02
400.00sh CHENIERE ENERGY INC COM BUY TR	August 12, 2011	September 01, 2011	3,040.00	3,180.00	(140.00)
600.00sh CHENIERE ENERGY INC COM BUY TR	August 12, 2011	September 01, 2011	4,560.00	4,769.99	(209.99)
30.00sh GOOGLE INC CL A BUY TRADE 100	August 15, 2011	September 01, 2011	16,043.40	16,477.89	(434.49)
60.00sh GOOGLE INC CL A BUY TRADE 100	August 15, 2011	September 01, 2011	32,086.81	32,857.59	(770.78)
1,000.00sh EBAY INC COM SELL TRADE 1000 @	August 16, 2011	September 01, 2011	30,735.01	30,519.99	215.01
10.00sh GOOGLE INC CL A BUY TRADE 100	August 16, 2011	September 01, 2011	5,347.80	5,493.10	(145.30)
500.00sh EBAY INC COM SELL TRADE 1000 @	August 23, 2011	September 01, 2011	15,367.50	14,264.99	1,102.51
500.00sh EBAY INC COM SELL TRADE 1000 @	August 23, 2011	September 01, 2011	15,367.50	14,059.99	1,307.51
100.00sh ANCESTRY.COM INC COM BUY TRADE	August 23, 2011	September 01, 2011	3,423.50	3,122.00	301.50
300.00sh ANCESTRY.COM INC COM BUY TRADE	August 23, 2011	September 01, 2011	10,270.51	9,369.00	901.51
100.00sh ANCESTRY.COM INC COM BUY TRADE	August 23, 2011	September 01, 2011	3,426.00	3,123.00	303.00
500.00sh SPDR GOLD TR GOLD SHS ETF BUY	August 25, 2011	September 01, 2011	88,355.01	85,414.99	2,940.01
5,000.00sh HUNTINGTON BANCSHARES INC COM	August 25, 2011	September 01, 2011	24,594.45	24,759.99	(165.54)
500.00sh ISHARES SILVER TRUST BUY TRADE	August 25, 2011	September 01, 2011	20,310.01	19,529.99	780.01
500.00sh ISHARES SILVER TRUST BUY TRADE	August 25, 2011	September 01, 2011	20,180.01	19,529.99	650.01
2,000.00sh HUNTINGTON BANCSHARES INC COM	August 26, 2011	September 01, 2011	9,837.78	9,909.99	(72.21)
2,000.00sh HUNTINGTON BANCSHARES INC COM	August 29, 2011	September 01, 2011	9,837.78	10,169.99	(332.21)
1,500.00sh PROSHARES ULTRASHORT S&P 500 B	August 31, 2011	September 01, 2011	34,017.00	33,435.00	582.00
1,000.00sh PROSHARES ULTRASHORT S&P 500 B	August 31, 2011	September 01, 2011	22,678.00	22,299.99	378.01
2,500.00sh PROSHARES ULTRASHORT S&P 500 B	August 31, 2011	September 01, 2011	56,695.00	55,659.99	1,035.02
2,500.00sh PROSHARES ULTRASHORT S&P 500 B	August 31, 2011	September 01, 2011	56,615.01	55,534.99	1,080.02
700.00sh PROSHARES ULTRASHORT S&P 500 B	August 31, 2011	September 01, 2011	15,597.62	15,526.00	71.62
600.00sh PROSHARES ULTRASHORT S&P 500 B	August 31, 2011	September 01, 2011	13,369.39	13,317.33	52.06
1,200.00sh PROSHARES ULTRASHORT S&P 500 B	August 31, 2011	September 01, 2011	26,736.00	26,634.66	101.34
2,500.00sh PROSHARES ULTRASHORT S&P 500 B	September 01, 2011	September 01, 2011	55,700.00	56,409.99	(709.99)
2,500.00sh PROSHARES ULTRASHORT S&P 500 B	September 01, 2011	September 01, 2011	56,570.00	56,534.99	35.01
2,500.00sh PROSHARES ULTRASHORT S&P 500 B	September 01, 2011	September 01, 2011	56,570.00	56,484.99	85.01
200.00sh PROSHARES ULTRASHORT S&P 500 B	September 01, 2011	September 01, 2011	4,523.20	4,539.99	(16.79)

Part I Short-Term Capital Gains and Losses - Assets Held One Year or Less					
(a) Description of Property	(b) Date acquired	(c) Date sold	(d) Sales price	(e) Cost basis	(f) Gain (loss)
2,300.00sh PROSHARES ULTRASHORT S&P 500 B	September 01, 2011	September 01, 2011	52,016.81	52,095.00	(78.19)
1,500.00sh PROSHARES ULTRASHORT S&P 500 B	September 01, 2011	September 01, 2011	33,912.00	34,014.99	(102.99)
700.00sh PROSHARES ULTRASHORT S&P 500 B	September 01, 2011	September 01, 2011	15,825.60	15,869.00	(43.40)
200.00sh PROSHARES ULTRASHORT S&P 500 B	September 01, 2011	September 01, 2011	4,521.60	4,534.00	(12.40)
100.00sh PROSHARES ULTRASHORT S&P 500 B	September 01, 2011	September 01, 2011	2,260.80	2,267.00	(6.20)
100.00sh PROSHARES ULTRASHORT S&P 500 B	September 01, 2011	September 01, 2011	2,260.80	2,279.99	(19.19)
750.00sh PROSHARES ULTRASHORT S&P 500 B	September 01, 2011	September 01, 2011	16,956.00	17,025.00	(69.00)
1,650.00sh PROSHARES ULTRASHORT S&P 500 B	September 01, 2011	September 01, 2011	37,303.20	37,455.00	(151.80)
1,000.00sh PROSHARES ULTRASHORT S&P 500 B	September 01, 2011	September 01, 2011	22,478.00	22,749.99	(271.99)
1,500.00sh PROSHARES ULTRASHORT S&P 500 B	September 01, 2011	September 01, 2011	33,717.00	34,110.00	(393.00)
2,500.00sh PROSHARES ULTRASHORT S&P 500 B	September 01, 2011	September 01, 2011	56,195.00	55,605.00	590.01
2,500.00sh PROSHARES ULTRASHORT S&P 500 B	September 01, 2011	September 01, 2011	56,120.00	55,605.00	515.01
2,500.00sh PROSHARES ULTRASHORT S&P 500 B	September 01, 2011	September 01, 2011	56,120.00	55,730.00	390.01
2,500.00sh PROSHARES ULTRASHORT S&P 500 B	September 01, 2011	September 01, 2011	56,115.01	55,730.00	385.01
1,700.00sh PROSHARES ULTRASHORT S&P 500 B	September 01, 2011	September 01, 2011	38,155.01	38,001.79	153.22
800.00sh PROSHARES ULTRASHORT S&P 500 B	September 01, 2011	September 01, 2011	17,960.00	17,883.20	76.80
2,500.00sh PROSHARES ULTRASHORT S&P 500 B	September 01, 2011	September 01, 2011	56,065.01	56,209.99	(144.98)
2,500.00sh PROSHARES ULTRASHORT S&P 500 B	September 01, 2011	September 01, 2011	57,045.00	56,509.99	535.01
2,500.00sh PROSHARES ULTRASHORT S&P 500 B	September 01, 2011	September 01, 2011	57,045.00	56,609.99	435.01
2,500.00sh PROSHARES ULTRASHORT S&P 500 B	September 01, 2011	September 01, 2011	57,045.00	56,659.99	385.01
2,500.00sh PROSHARES ULTRASHORT S&P 500 B	September 01, 2011	September 01, 2011	57,045.00	56,434.99	610.01
2,500.00sh PROSHARES ULTRASHORT S&P 500 B	September 01, 2011	September 01, 2011	57,020.00	56,384.99	635.01
2,500.00sh PROSHARES ULTRASHORT S&P 500 B	September 01, 2011	September 01, 2011	57,020.00	56,509.99	510.01
2,300.00sh PROSHARES ULTRASHORT S&P 500 B	September 01, 2011	September 01, 2011	52,757.40	52,012.99	744.41
200.00sh PROSHARES ULTRASHORT S&P 500 B	September 01, 2011	September 01, 2011	4,587.60	4,520.00	67.60
2,500.00sh PROSHARES ULTRASHORT S&P 500 B	September 01, 2011	September 01, 2011	57,345.00	56,559.99	785.01
800.00sh PROSHARES ULTRASHORT S&P 500 B	September 01, 2011	September 01, 2011	18,318.40	18,113.99	204.41
200.00sh PROSHARES ULTRASHORT S&P 500 B	September 01, 2011	September 01, 2011	4,579.60	4,526.00	53.60
1,500.00sh PROSHARES ULTRASHORT S&P 500 B	September 01, 2011	September 01, 2011	34,347.00	33,945.00	402.00
2,500.00sh PROSHARES ULTRASHORT S&P 500 B	September 01, 2011	September 01, 2011	57,245.00	56,609.99	635.01
2,500.00sh PROSHARES ULTRASHORT S&P 500 B	September 01, 2011	September 01, 2011	57,195.00	56,684.99	510.01
1,000.00sh PROSHARES ULTRASHORT S&P 500 B	September 01, 2011	September 01, 2011	22,878.00	22,729.99	148.01
1,500.00sh PROSHARES ULTRASHORT S&P 500 B	September 01, 2011	September 01, 2011	34,317.00	34,080.00	237.00
2,500.00sh PROSHARES ULTRASHORT S&P 500 B	September 01, 2011	September 01, 2011	57,295.00	56,859.99	435.01
2,500.00sh PROSHARES ULTRASHORT S&P 500 B	September 01, 2011	September 01, 2011	57,295.00	56,959.99	335.01
1,500.00sh PROSHARES ULTRASHORT S&P 500 B	September 01, 2011	September 01, 2011	34,347.00	34,209.99	137.01
1,000.00sh PROSHARES ULTRASHORT S&P 500 B	September 01, 2011	September 01, 2011	22,898.00	22,790.00	108.00
2,500.00sh PROSHARES ULTRASHORT S&P 500 B	September 01, 2011	September 01, 2011	57,245.00	57,084.99	160.01
1,800.00sh PROSHARES ULTRASHORT S&P 500 B	September 01, 2011	September 01, 2011	41,162.40	41,157.99	4.41
700.00sh PROSHARES ULTRASHORT S&P 500 B	September 01, 2011	September 01, 2011	16,007.60	15,995.00	12.60
2,500.00sh PROSHARES ULTRASHORT S&P 500 B	September 01, 2011	September 01, 2011	57,170.00	57,209.99	(39.99)
5,000.00sh PROSHARES ULTRASHORT S&P 500 B	September 01, 2011	September 01, 2011	114,390.01	114,459.99	(69.98)
5,000.00sh PROSHARES ULTRASHORT S&P 500 B	September 01, 2011	September 01, 2011	114,190.01	114,659.99	(469.98)
1,100.00sh PROSHARES ULTRASHORT S&P 500 B	September 01, 2011	September 01, 2011	25,114.01	25,258.20	(144.19)
1,400.00sh PROSHARES ULTRASHORT S&P 500 B	September 01, 2011	September 01, 2011	31,976.00	32,146.80	(170.80)
600.00sh PROSHARES ULTRASHORT S&P 500 B	September 01, 2011	September 01, 2011	13,694.01	13,777.20	(83.19)
1,000.00sh PROSHARES ULTRASHORT S&P 500 B	September 01, 2011	September 01, 2011	22,840.00	22,962.00	(122.00)
900.00sh PROSHARES ULTRASHORT S&P 500 B	September 01, 2011	September 01, 2011	20,547.00	20,665.80	(118.80)
3,550.00sh PROSHARES ULTRASHORT S&P 500 B	September 01, 2011	September 01, 2011	81,181.41	81,659.99	(478.58)
100.00sh PROSHARES ULTRASHORT S&P 500 B	September 01, 2011	September 01, 2011	2,286.80	2,299.00	(12.20)
1,350.00sh PROSHARES ULTRASHORT S&P 500 B	September 01, 2011	September 01, 2011	30,871.80	31,036.50	(164.70)
1,400.00sh PROSHARES ULTRASHORT S&P 500 B	September 01, 2011	September 01, 2011	31,980.01	32,216.80	(236.79)
3,600.00sh PROSHARES ULTRASHORT S&P 500 B	September 01, 2011	September 01, 2011	82,224.00	82,843.19	(619.19)
2,500.00sh PROSHARES ULTRASHORT S&P 500 B	September 01, 2011	September 01, 2011	57,345.00	57,309.99	35.01
2,500.00sh PROSHARES ULTRASHORT S&P 500 B	September 01, 2011	September 01, 2011	57,345.00	57,334.99	10.01
2,500.00sh PROSHARES ULTRASHORT S&P 500 B	September 01, 2011	September 01, 2011	57,320.00	57,334.99	(14.99)
2,500.00sh PROSHARES ULTRASHORT S&P 500 B	September 01, 2011	September 01, 2011	57,320.00	57,384.99	(64.99)
2,500.00sh PROSHARES ULTRASHORT S&P 500 B	September 01, 2011	September 01, 2011	57,645.00	57,559.99	85.01
2,500.00sh PROSHARES ULTRASHORT S&P 500 B	September 01, 2011	September 01, 2011	57,645.00	57,525.00	120.00
167.33sh DIREXIONSHARES SMALL CAP BEAR	November 02, 2010	September 02, 2011	10,923.53	7,784.34	3,139.18
332.67sh DIREXIONSHARES SMALL CAP BEAR	November 04, 2010	September 02, 2011	19,820.29	15,475.65	4,344.64
500.00sh SOUTHERN COPPER CORP COM BUY T	June 28, 2011	September 02, 2011	16,165.00	15,867.14	297.87
100.00sh TRANSOCEAN LTD ORD BUY TRADE 2	June 28, 2011	September 02, 2011	5,338.01	6,179.00	(840.99)
400.00sh TRANSOCEAN LTD ORD BUY TRADE 2	June 28, 2011	September 02, 2011	21,388.00	24,715.99	(3,327.99)
250.00sh SOUTHERN COPPER CORP COM BUY T	June 29, 2011	September 02, 2011	8,082.50	8,184.99	(102.49)
250.00sh SOUTHERN COPPER CORP COM BUY T	June 29, 2011	September 02, 2011	8,082.50	8,082.49	0.01
250.00sh SOUTHERN COPPER CORP COM BUY T	June 29, 2011	September 02, 2011	8,035.01	8,082.49	(47.49)
250.00sh SOUTHERN COPPER CORP COM BUY T	July 01, 2011	September 02, 2011	8,035.01	8,219.99	(184.99)
1,000.00sh ORACLE CORP COM BUY TRADE 1000	August 17, 2011	September 02, 2011	27,133.34	27,949.99	(816.65)
10.00sh SEABOARD CORP DEL BUY TRADE 2	August 18, 2011	September 02, 2011	21,545.51	22,650.00	(1,104.49)
500.00sh ORACLE CORP COM BUY TRADE 1000	August 24, 2011	September 02, 2011	13,566.67	13,309.99	256.68
1,000.00sh BANK OF AMERICA CORP COM BUY T	August 30, 2011	September 02, 2011	7,358.34	8,249.99	(891.65)
600.00sh BANK OF AMERICA CORP COM BUY T	August 30, 2011	September 02, 2011	4,415.00	4,926.00	(511.00)
400.00sh BANK OF AMERICA CORP COM BUY T	August 30, 2011	September 02, 2011	2,943.33	3,293.99	(350.66)
2,400.00sh BANK OF AMERICA CORP COM BUY T	August 30, 2011	September 02, 2011	17,660.00	19,560.00	(1,900.00)
1,600.00sh BANK OF AMERICA CORP COM BUY T	August 30, 2011	September 02, 2011	11,773.34	13,049.99	(1,276.65)
5,000.00sh PROSHARES ULTRASHORT S&P 500 B	September 01, 2011	September 02, 2011	119,290.01	115,109.99	4,180.02
5,000.00sh PROSHARES ULTRASHORT S&P 500 B	September 01, 2011	September 02, 2011	119,290.01	114,909.99	4,380.02
2,500.00sh PROSHARES ULTRASHORT S&P 500 B	September 01, 2011	September 02, 2011	59,615.01	57,630.00	1,985.02
2,500.00sh PROSHARES ULTRASHORT S&P 500 B	September 01, 2011	September 02, 2011	59,440.01	57,630.00	1,810.02
100.00sh PROSHARES ULTRASHORT S&P 500 B	September 01, 2011	September 02, 2011	2,366.01	2,305.20	60.81
2,400.00sh PROSHARES ULTRASHORT S&P 500 B	September 01, 2011	September 02, 2011	57,000.00	55,324.80	1,675.20
800.00sh PROSHARES ULTRASHORT S&P 500 B	September 01, 2011	September 02, 2011	19,182.01	18,441.60	740.41
1,700.00sh PROSHARES ULTRASHORT S&P 500 B	September 01, 2011	September 02, 2011	40,766.00	39,188.40	1,577.60
2,500.00sh PROSHARES ULTRASHORT S&P 500 B	September 02, 2011	September 02, 2011	59,950.00	59,930.00	20.00
2,500.00sh PROSHARES ULTRASHORT S&P 500 B	September 02, 2011	September 02, 2011	59,965.01	59,930.00	35.01

Part I Short-Term Capital Gains and Losses - Assets Held One Year or Less

(a) Description of Property	(b) Date acquired	(c) Date sold	(d) Sales price	(e) Cost basis	(f) Gain (loss)
5,000.00sh PROSHARES ULTRASHORT S&P 500 B	September 02, 2011	September 02, 2011	120,090.01	120,059.99	30.02
1,500.00sh PROSHARES ULTRASHORT S&P 500 B	September 02, 2011	September 02, 2011	36,290.01	36,094.41	195.60
1,000.00sh PROSHARES ULTRASHORT S&P 500 B	September 02, 2011	September 02, 2011	24,190.00	24,062.94	127.06
900.00sh PROSHARES ULTRASHORT S&P 500 B	September 02, 2011	September 02, 2011	21,733.20	21,656.64	76.56
1,000.00sh PROSHARES ULTRASHORT S&P 500 B	September 02, 2011	September 02, 2011	24,148.00	24,050.00	98.00
600.00sh PROSHARES ULTRASHORT S&P 500 B	September 02, 2011	September 02, 2011	14,488.80	14,430.00	58.80
2,500.00sh PROSHARES ULTRASHORT S&P 500 B	September 02, 2011	September 02, 2011	60,370.00	60,034.99	335.01
2,500.00sh PROSHARES ULTRASHORT S&P 500 B	September 02, 2011	September 02, 2011	60,390.01	60,109.99	280.02
2,500.00sh PROSHARES ULTRASHORT S&P 500 B	September 02, 2011	September 02, 2011	60,615.01	59,809.99	805.02
2,500.00sh PROSHARES ULTRASHORT S&P 500 B	September 02, 2011	September 02, 2011	60,540.01	59,834.99	705.02
2,500.00sh PROSHARES ULTRASHORT S&P 500 B	September 02, 2011	September 02, 2011	60,490.01	59,959.99	530.02
2,500.00sh PROSHARES ULTRASHORT S&P 500 B	September 02, 2011	September 02, 2011	60,645.00	60,034.99	610.01
2,500.00sh PROSHARES ULTRASHORT S&P 500 B	September 02, 2011	September 02, 2011	60,645.00	60,055.00	590.01
2,500.00sh PROSHARES ULTRASHORT S&P 500 B	September 02, 2011	September 02, 2011	60,545.00	60,055.00	490.01
2,500.00sh PROSHARES ULTRASHORT S&P 500 B	September 02, 2011	September 02, 2011	60,545.00	60,159.99	385.01
2,500.00sh PROSHARES ULTRASHORT S&P 500 B	September 02, 2011	September 02, 2011	60,420.00	60,209.99	210.01
2,500.00sh PROSHARES ULTRASHORT S&P 500 B	September 02, 2011	September 02, 2011	60,420.00	60,230.00	190.01
1,000.00sh PROSHARES ULTRASHORT S&P 500 B	September 02, 2011	September 02, 2011	24,060.01	24,092.00	(31.99)
1,500.00sh PROSHARES ULTRASHORT S&P 500 B	September 02, 2011	September 02, 2011	36,105.00	36,138.00	(33.00)
2,500.00sh PROSHARES ULTRASHORT S&P 500 B	September 02, 2011	September 02, 2011	60,140.01	60,384.99	(244.98)
1,500.00sh PROSHARES ULTRASHORT S&P 500 B	September 02, 2011	September 02, 2011	36,095.01	36,380.99	(285.98)
1,000.00sh PROSHARES ULTRASHORT S&P 500 B	September 02, 2011	September 02, 2011	24,070.00	24,254.00	(184.00)
200.00sh MERCADOLIBRE INC COM BUY TRADE	August 09, 2011	September 06, 2011	12,725.34	12,515.99	209.35
100.00sh MERCADOLIBRE INC COM BUY TRADE	August 09, 2011	September 06, 2011	6,362.67	6,079.00	283.67
400.00sh ISHARES SILVER TRUST BUY TRADE	August 25, 2011	September 06, 2011	16,274.01	15,512.00	762.01
100.00sh ISHARES SILVER TRUST BUY TRADE	August 25, 2011	September 06, 2011	4,070.00	3,878.00	192.00
500.00sh ISHARES SILVER TRUST BUY TRADE	August 25, 2011	September 06, 2011	20,305.01	19,398.33	906.68
2,500.00sh PROSHARES ULTRASHORT S&P 500 B	September 02, 2011	September 06, 2011	63,465.01	60,734.99	2,730.02
2,500.00sh PROSHARES ULTRASHORT S&P 500 B	September 02, 2011	September 06, 2011	63,365.01	60,834.99	2,530.02
2,500.00sh PROSHARES ULTRASHORT S&P 500 B	September 02, 2011	September 06, 2011	63,170.00	60,859.99	2,310.01
2,500.00sh PROSHARES ULTRASHORT S&P 500 B	September 02, 2011	September 06, 2011	63,170.00	60,880.00	2,290.01
2,500.00sh PROSHARES ULTRASHORT S&P 500 B	September 02, 2011	September 06, 2011	63,065.01	60,880.00	2,185.01
2,200.00sh PROSHARES ULTRASHORT S&P 500 B	September 02, 2011	September 06, 2011	55,254.01	53,138.79	2,115.22
300.00sh PROSHARES ULTRASHORT S&P 500 B	September 02, 2011	September 06, 2011	7,536.00	7,246.20	289.80
2,500.00sh PROSHARES ULTRASHORT S&P 500 B	September 02, 2011	September 06, 2011	63,346.67	60,534.99	2,811.68
2,500.00sh PROSHARES ULTRASHORT S&P 500 B	September 06, 2011	September 06, 2011	63,346.67	63,659.99	(313.32)
2,500.00sh PROSHARES ULTRASHORT S&P 500 B	September 06, 2011	September 06, 2011	63,346.67	63,009.99	336.68
2,500.00sh PROSHARES ULTRASHORT S&P 500 B	September 06, 2011	September 06, 2011	63,240.01	63,284.99	(44.98)
2,500.00sh PROSHARES ULTRASHORT S&P 500 B	September 06, 2011	September 06, 2011	63,115.01	63,634.99	(519.98)
1,900.00sh PROSHARES ULTRASHORT S&P 500 B	September 06, 2011	September 06, 2011	47,834.41	48,497.99	(663.58)
300.00sh PROSHARES ULTRASHORT S&P 500 B	September 06, 2011	September 06, 2011	7,552.80	7,653.00	(100.20)
300.00sh PROSHARES ULTRASHORT S&P 500 B	September 06, 2011	September 06, 2011	7,552.80	7,653.00	(100.20)
1,500.00sh PROSHARES ULTRASHORT S&P 500 B	September 06, 2011	September 06, 2011	37,685.01	38,345.99	(660.98)
1,000.00sh PROSHARES ULTRASHORT S&P 500 B	September 06, 2011	September 06, 2011	25,130.00	25,564.00	(434.00)
500.00sh PROSHARES ULTRASHORT S&P 500 B	September 06, 2011	September 06, 2011	12,510.01	12,792.00	(281.99)
2,000.00sh PROSHARES ULTRASHORT S&P 500 B	September 06, 2011	September 06, 2011	50,060.00	51,167.99	(1,107.99)
1,000.00sh PROSHARES ULTRASHORT S&P 500 B	September 06, 2011	September 06, 2011	24,926.00	25,619.99	(693.99)
1,500.00sh PROSHARES ULTRASHORT S&P 500 B	September 06, 2011	September 06, 2011	37,389.01	38,415.00	(1,025.99)
2,500.00sh PROSHARES ULTRASHORT S&P 500 B	September 06, 2011	September 06, 2011	61,690.01	62,784.99	(1,094.98)
8,000.00sh AMEX SPDR FINANCIAL SELECT SEC	September 06, 2011	September 06, 2011	97,754.29	98,409.99	(655.70)
800.00sh AMEX SPDR FINANCIAL SELECT SEC	September 06, 2011	September 06, 2011	9,775.43	9,865.99	(90.56)
1,200.00sh AMEX SPDR FINANCIAL SELECT SEC	September 06, 2011	September 06, 2011	14,663.14	14,784.00	(120.86)
800.00sh AMEX SPDR FINANCIAL SELECT SEC	September 06, 2011	September 06, 2011	9,775.43	9,857.99	(82.56)
1,200.00sh AMEX SPDR FINANCIAL SELECT SEC	September 06, 2011	September 06, 2011	14,663.14	14,772.00	(108.86)
800.00sh AMEX SPDR FINANCIAL SELECT SEC	September 06, 2011	September 06, 2011	9,775.43	9,889.99	(114.56)
1,200.00sh AMEX SPDR FINANCIAL SELECT SEC	September 06, 2011	September 06, 2011	14,663.14	14,820.00	(156.86)
2,500.00sh PROSHARES ULTRASHORT S&P 500 B	September 06, 2011	September 06, 2011	62,465.01	62,084.99	380.02
1,100.00sh PROSHARES ULTRASHORT S&P 500 B	September 06, 2011	September 06, 2011	27,473.60	27,289.99	183.61
1,400.00sh PROSHARES ULTRASHORT S&P 500 B	September 06, 2011	September 06, 2011	34,966.41	34,720.00	246.41
2,500.00sh PROSHARES ULTRASHORT S&P 500 B	September 06, 2011	September 06, 2011	62,265.01	62,059.99	205.02
2,500.00sh PROSHARES ULTRASHORT S&P 500 B	September 06, 2011	September 06, 2011	62,140.01	62,059.99	80.02
300.00sh PROSHARES ULTRASHORT S&P 500 B	September 06, 2011	September 06, 2011	7,445.01	7,456.49	(11.48)
100.00sh PROSHARES ULTRASHORT S&P 500 B	September 06, 2011	September 06, 2011	2,484.00	2,485.50	(1.50)
600.00sh PROSHARES ULTRASHORT S&P 500 B	September 06, 2011	September 06, 2011	14,904.00	14,898.00	6.00
1,500.00sh PROSHARES ULTRASHORT S&P 500 B	September 06, 2011	September 06, 2011	37,260.00	37,245.00	15.00
1,000.00sh PROSHARES ULTRASHORT S&P 500 B	September 06, 2011	September 06, 2011	24,856.00	24,869.99	(13.99)
1,500.00sh PROSHARES ULTRASHORT S&P 500 B	September 06, 2011	September 06, 2011	37,284.01	37,290.00	(5.99)
2,500.00sh PROSHARES ULTRASHORT S&P 500 B	September 06, 2011	September 07, 2011	59,395.00	62,234.99	(2,839.99)
1,000.00sh PROSHARES ULTRASHORT S&P 500 B	September 06, 2011	September 07, 2011	23,758.00	24,969.99	(1,211.99)
1,500.00sh PROSHARES ULTRASHORT S&P 500 B	September 06, 2011	September 07, 2011	35,637.00	37,440.00	(1,803.00)
2,500.00sh PROSHARES ULTRASHORT S&P 500 B	September 06, 2011	September 07, 2011	59,290.01	62,584.99	(3,294.98)
1,600.00sh PROSHARES ULTRASHORT S&P 500 B	September 06, 2011	September 07, 2011	37,846.01	39,315.20	(1,469.19)
900.00sh PROSHARES ULTRASHORT S&P 500 B	September 06, 2011	September 07, 2011	21,294.00	22,114.80	(820.80)
41.00sh SPDR TR UNIT SER 1 BUY TRADE 2	September 07, 2011	September 07, 2011	4,907.55	4,888.02	19.53
959.00sh SPDR TR UNIT SER 1 BUY TRADE 2	September 07, 2011	September 07, 2011	114,888.20	114,331.97	556.23
300.00sh SPDR TR UNIT SER 1 BUY TRADE 2	September 07, 2011	September 07, 2011	35,940.00	36,036.99	(96.99)
2,500.00sh PROSHARES ULTRASHORT S&P 500 B	September 06, 2011	September 08, 2011	57,790.01	61,430.00	(3,639.98)
2,500.00sh PROSHARES ULTRASHORT S&P 500 B	September 07, 2011	September 08, 2011	57,715.01	57,959.99	(244.98)
200.00sh PROSHARES ULTRASHORT S&P 500 B	September 07, 2011	September 08, 2011	4,594.01	4,632.80	(38.79)
2,300.00sh PROSHARES ULTRASHORT S&P 500 B	September 07, 2011	September 08, 2011	52,923.00	53,277.19	(354.19)
2,500.00sh PROSHARES ULTRASHORT S&P 500 B	September 08, 2011	September 08, 2011	58,165.01	57,834.99	330.02
2,500.00sh PROSHARES ULTRASHORT S&P 500 B	September 08, 2011	September 08, 2011	57,820.00	58,359.99	(539.99)
2,500.00sh PROSHARES ULTRASHORT S&P 500 B	September 08, 2011	September 08, 2011	57,820.00	58,284.99	(464.99)
2,500.00sh PROSHARES ULTRASHORT S&P 500 B	September 08, 2011	September 08, 2011	58,715.01	58,409.99	305.02
5,000.00sh PROSHARES ULTRASHORT S&P 500 B	September 08, 2011	September 08, 2011	117,390.01	116,909.99	480.02
2,500.00sh PROSHARES ULTRASHORT S&P 500 B	September 08, 2011	September 08, 2011	58,920.00	58,559.99	360.01

Part I Short-Term Capital Gains and Losses - Assets Held One Year or Less					
(a) Description of Property	(b) Date acquired	(c) Date sold	(d) Sales price	(e) Cost basis	(f) Gain (loss)
2,500.00sh PROSHARES ULTRASHORT S&P 500 B	September 08, 2011	September 08, 2011	58,920.00	58,609.99	310.01
2,500.00sh PROSHARES ULTRASHORT S&P 500 B	September 08, 2011	September 08, 2011	58,870.00	58,559.99	310.01
2,500.00sh PROSHARES ULTRASHORT S&P 500 B	September 08, 2011	September 08, 2011	58,870.00	58,684.99	185.01
1,100.00sh PROSHARES ULTRASHORT S&P 500 B	September 08, 2011	September 08, 2011	25,840.01	25,876.40	(36.39)
1,400.00sh PROSHARES ULTRASHORT S&P 500 B	September 08, 2011	September 08, 2011	32,886.00	32,933.59	(47.59)
1,000.00sh PROSHARES ULTRASHORT S&P 500 B	September 08, 2011	September 08, 2011	23,490.00	23,629.99	(139.99)
1,500.00sh PROSHARES ULTRASHORT S&P 500 B	September 08, 2011	September 08, 2011	35,235.00	35,430.00	(195.00)
2,500.00sh PROSHARES ULTRASHORT S&P 500 B	September 08, 2011	September 08, 2011	58,740.01	59,155.00	(414.99)
500.00sh iPATH S&P 500 VIX SHORT-TERM C	August 09, 2011	September 09, 2011	16,330.00	23,194.99	(6,864.99)
2,500.00sh PROSHARES ULTRASHORT S&P 500 B	September 08, 2011	September 09, 2011	60,622.50	59,155.00	1,467.51
5,000.00sh PROSHARES ULTRASHORT S&P 500 B	September 08, 2011	September 09, 2011	121,245.01	118,359.99	2,885.01
2,500.00sh PROSHARES ULTRASHORT S&P 500 B	September 08, 2011	September 09, 2011	60,622.50	59,284.99	1,337.51
1,500.00sh PROSHARES ULTRASHORT S&P 500 B	September 08, 2011	September 09, 2011	36,386.13	35,619.99	766.14
1,000.00sh PROSHARES ULTRASHORT S&P 500 B	September 08, 2011	September 09, 2011	24,257.42	23,730.00	527.42
1,375.00sh PROSHARES ULTRASHORT S&P 500 B	September 08, 2011	September 09, 2011	33,353.96	32,386.74	967.21
1,125.00sh PROSHARES ULTRASHORT S&P 500 B	September 08, 2011	September 09, 2011	27,281.25	26,498.25	783.00
2,500.00sh PROSHARES ULTRASHORT S&P 500 B	September 08, 2011	September 09, 2011	60,625.00	59,084.99	1,540.01
2,500.00sh PROSHARES ULTRASHORT S&P 500 B	September 08, 2011	September 09, 2011	60,625.00	59,084.99	1,540.01
2,500.00sh PROSHARES ULTRASHORT S&P 500 B	September 08, 2011	September 09, 2011	60,595.00	59,109.99	1,485.02
2,500.00sh PROSHARES ULTRASHORT S&P 500 B	September 09, 2011	September 09, 2011	60,595.00	60,884.99	(289.99)
2,500.00sh PROSHARES ULTRASHORT S&P 500 B	September 09, 2011	September 09, 2011	60,565.01	60,934.99	(369.98)
2,500.00sh PROSHARES ULTRASHORT S&P 500 B	September 09, 2011	September 09, 2011	60,565.01	61,159.99	(594.98)
2,500.00sh PROSHARES ULTRASHORT S&P 500 B	September 09, 2011	September 09, 2011	60,415.01	60,727.50	(312.49)
2,500.00sh PROSHARES ULTRASHORT S&P 500 B	September 09, 2011	September 09, 2011	60,290.01	60,727.50	(437.49)
2,500.00sh PROSHARES ULTRASHORT S&P 500 B	September 09, 2011	September 09, 2011	60,240.01	60,727.50	(487.49)
2,500.00sh PROSHARES ULTRASHORT S&P 500 B	September 09, 2011	September 09, 2011	60,240.01	60,727.50	(487.49)
1,900.00sh PROSHARES ULTRASHORT S&P 500 B	September 09, 2011	September 09, 2011	45,685.01	46,344.80	(659.79)
600.00sh PROSHARES ULTRASHORT S&P 500 B	September 09, 2011	September 09, 2011	14,430.00	14,635.20	(205.20)
2,500.00sh PROSHARES ULTRASHORT S&P 500 B	September 09, 2011	September 09, 2011	61,070.00	60,980.00	90.01
2,500.00sh PROSHARES ULTRASHORT S&P 500 B	September 09, 2011	September 09, 2011	61,070.00	60,259.99	810.01
5,000.00sh PROSHARES ULTRASHORT S&P 500 B	September 09, 2011	September 09, 2011	122,490.01	121,109.99	1,380.02
1,400.00sh PROSHARES ULTRASHORT S&P 500 B	September 09, 2011	September 09, 2011	34,794.01	34,011.59	782.42
1,100.00sh PROSHARES ULTRASHORT S&P 500 B	September 09, 2011	September 09, 2011	27,335.00	26,723.40	611.60
2,500.00sh PROSHARES ULTRASHORT S&P 500 B	September 09, 2011	September 09, 2011	62,125.00	60,809.99	1,315.01
2,500.00sh PROSHARES ULTRASHORT S&P 500 B	September 09, 2011	September 09, 2011	62,045.00	61,009.99	1,035.02
2,500.00sh PROSHARES ULTRASHORT S&P 500 B	September 09, 2011	September 09, 2011	62,045.00	61,084.99	960.01
1,500.00sh PROSHARES ULTRASHORT S&P 500 B	September 09, 2011	September 09, 2011	37,325.01	36,753.00	572.01
3,500.00sh PROSHARES ULTRASHORT S&P 500 B	September 09, 2011	September 09, 2011	87,080.00	85,756.99	1,323.01
5,000.00sh PROSHARES ULTRASHORT S&P 500 B	September 09, 2011	September 09, 2011	124,490.01	122,759.99	1,730.02
1,200.00sh PROSHARES ULTRASHORT S&P 500 B	September 09, 2011	September 09, 2011	29,781.60	29,529.99	251.61
3,800.00sh PROSHARES ULTRASHORT S&P 500 B	September 09, 2011	September 09, 2011	94,308.41	93,480.00	828.41
3,000.00sh PROSHARES ULTRASHORT S&P 500 B	September 09, 2011	September 09, 2011	74,120.01	74,165.99	(45.98)
2,000.00sh PROSHARES ULTRASHORT S&P 500 B	September 09, 2011	September 09, 2011	49,420.00	49,444.00	(24.00)
1,800.00sh PROSHARES ULTRASHORT S&P 500 B	September 09, 2011	September 09, 2011	44,544.01	44,613.99	(69.98)
1,200.00sh PROSHARES ULTRASHORT S&P 500 B	September 09, 2011	September 09, 2011	29,696.00	29,736.00	(40.00)
2,000.00sh PROSHARES ULTRASHORT S&P 500 B	September 09, 2011	September 09, 2011	49,500.00	49,560.00	(60.00)
5,000.00sh PROSHARES ULTRASHORT S&P 500 B	September 09, 2011	September 09, 2011	124,140.01	124,609.99	(469.98)
5,000.00sh PROSHARES ULTRASHORT S&P 500 B	September 09, 2011	September 09, 2011	125,140.01	124,759.99	380.02
5,000.00sh PROSHARES ULTRASHORT S&P 500 B	September 09, 2011	September 09, 2011	125,090.01	124,909.99	180.02
5,000.00sh PROSHARES ULTRASHORT S&P 500 B	September 09, 2011	September 09, 2011	124,840.01	124,409.99	430.02
5,000.00sh PROSHARES ULTRASHORT S&P 500 B	September 09, 2011	September 09, 2011	124,790.01	124,409.99	380.02
5,000.00sh PROSHARES ULTRASHORT S&P 500 B	September 09, 2011	September 09, 2011	124,740.01	124,609.99	130.02
5,000.00sh PROSHARES ULTRASHORT S&P 500 B	September 09, 2011	September 09, 2011	124,940.01	124,909.99	30.02
5,000.00sh PROSHARES ULTRASHORT S&P 500 B	September 09, 2011	September 09, 2011	124,590.01	125,409.99	(819.98)
5,000.00sh PROSHARES ULTRASHORT S&P 500 B	September 09, 2011	September 09, 2011	124,240.01	125,509.99	(1,269.98)
5,000.00sh PROSHARES ULTRASHORT S&P 500 B	September 09, 2011	September 09, 2011	124,140.01	125,509.99	(1,369.98)
3,900.00sh PROSHARES ULTRASHORT S&P 500 B	September 09, 2011	September 09, 2011	96,710.01	95,053.79	1,343.78)
1,100.00sh PROSHARES ULTRASHORT S&P 500 B	September 09, 2011	September 09, 2011	27,280.00	27,656.20	(376.20)
1,000.00sh PROSHARES ULTRASHORT S&P 500 B	September 09, 2011	September 09, 2011	24,730.01	25,112.00	(381.99)
1,500.00sh PROSHARES ULTRASHORT S&P 500 B	September 09, 2011	September 09, 2011	37,095.00	37,668.00	(573.00)
0.67sh DIRECTIONSHARES SMALL CAP BEAR	November 04, 2010	September 12, 2011	39.72	33.65	6.07
333.33sh DIRECTIONSHARES SMALL CAP BEAR	November 04, 2010	September 12, 2011	20,130.01	16,823.33	3,306.68
166.00sh DIRECTIONSHARES SMALL CAP BEAR	December 01, 2010	September 12, 2011	9,302.65	8,378.02	924.63
1,000.00sh POWERSHARES COM BUY TRADE 1000	June 09, 2011	September 12, 2011	16,530.00	18,024.99	(1,494.99)
600.00sh POWERSHARES COM BUY TRADE 1000	June 09, 2011	September 12, 2011	9,908.01	10,815.00	(906.99)
400.00sh POWERSHARES COM BUY TRADE 1000	June 09, 2011	September 12, 2011	6,612.00	7,210.00	(598.00)
1,000.00sh POWERSHARES COM BUY TRADE 1000	June 14, 2011	September 12, 2011	16,514.12	18,039.99	(1,525.87)
700.00sh POWERSHARES COM BUY TRADE 1000	June 22, 2011	September 12, 2011	11,559.89	12,491.50	(931.61)
300.00sh POWERSHARES COM BUY TRADE 1000	June 22, 2011	September 12, 2011	4,956.00	5,353.50	(397.50)
1,000.00sh POWERSHARES COM BUY TRADE 1000	June 22, 2011	September 12, 2011	16,480.01	17,844.99	(1,364.98)
500.00sh ISHARES US PFD STOCK INDEX FUN	June 29, 2011	September 12, 2011	18,260.01	19,755.00	(1,494.99)
200.00sh ISHARES US PFD STOCK INDEX FUN	June 29, 2011	September 12, 2011	7,304.00	7,902.00	(598.00)
200.00sh ISHARES US PFD STOCK INDEX FUN	June 29, 2011	September 12, 2011	7,304.00	7,902.00	(598.00)
100.00sh ISHARES US PFD STOCK INDEX FUN	June 29, 2011	September 12, 2011	3,652.00	3,960.99	(308.99)
400.00sh ISHARES US PFD STOCK INDEX FUN	July 06, 2011	September 12, 2011	14,593.34	15,788.00	(1,194.66)
100.00sh ISHARES US PFD STOCK INDEX FUN	July 06, 2011	September 12, 2011	3,648.33	3,956.99	(308.66)
500.00sh ISHARES US PFD STOCK INDEX FUN	July 18, 2011	September 12, 2011	18,241.67	19,524.99	(1,283.32)
100.00sh ISHARES US PFD STOCK INDEX FUN	August 05, 2011	September 12, 2011	3,648.33	3,653.00	(4.67)
400.00sh ISHARES US PFD STOCK INDEX FUN	August 05, 2011	September 12, 2011	14,593.34	14,618.10	(24.77)
600.00sh ATP OIL & GAS CORP COM BUY TRA	August 05, 2011	September 12, 2011	6,776.01	5,866.00	910.01
400.00sh ATP OIL & GAS CORP COM BUY TRA	August 05, 2011	September 12, 2011	4,524.00	3,910.66	613.34
500.00sh ISHARES US PFD STOCK INDEX FUN	August 05, 2011	September 12, 2011	18,195.01	18,272.63	(77.62)
1,000.00sh ISHARES US PFD STOCK INDEX FUN	August 05, 2011	September 12, 2011	36,380.01	36,545.26	(165.25)
500.00sh iPATH S&P 500 VIX SHORT-TERM C	August 09, 2011	September 12, 2011	16,330.00	23,769.99	(7,439.99)
1,000.00sh ISHARES SILVER TRUST BUY TRADE	August 25, 2011	September 12, 2011	39,686.00	38,796.66	889.34
100.00sh SPDR GOLD TR GOLD SHS ETF BUY	August 25, 2011	September 12, 2011	17,742.01	17,083.00	659.01

Part I Short-Term Capital Gains and Losses - Assets Held One Year or Less						
(a) Description of Property	(b) Date acquired	(c) Date sold	(d) Sales price	(e) Cost basis	(f) Gain (loss)	
400.00sh SPDR GOLD TR GOLD SHS ETF BUY	August 25, 2011	September 12, 2011	71,004.00	68,332.00	2,672.00	
500.00sh ISHARES SILVER TRUST BUY TRADE	August 26, 2011	September 12, 2011	19,843.00	20,024.99	(181.99)	
500.00sh SPDR GOLD TR GOLD SHS ETF BUY	August 26, 2011	September 12, 2011	88,480.01	87,324.99	1,155.02	
500.00sh SPDR GOLD TR GOLD SHS ETF BUY	August 26, 2011	September 12, 2011	88,480.01	86,869.99	1,610.02	
500.00sh ISHARES SILVER TRUST BUY TRADE	September 07, 2011	September 12, 2011	19,843.00	20,079.99	(236.99)	
500.00sh ISHARES SILVER TRUST BUY TRADE	September 07, 2011	September 12, 2011	19,843.00	20,149.99	(306.99)	
2,500.00sh PROSHARES ULTRASHORT S&P 500 B	September 09, 2011	September 12, 2011	63,090.01	62,780.00	310.02	
2,500.00sh PROSHARES ULTRASHORT S&P 500 B	September 09, 2011	September 12, 2011	63,090.01	62,230.00	860.01	
2,500.00sh PROSHARES ULTRASHORT S&P 500 B	September 09, 2011	September 12, 2011	62,865.01	62,230.00	635.01	
1,500.00sh PROSHARES ULTRASHORT S&P 500 B	September 09, 2011	September 12, 2011	37,160.01	37,235.99	(75.98)	
300.00sh PROSHARES ULTRASHORT S&P 500 B	September 09, 2011	September 12, 2011	7,434.00	7,447.20	(13.20)	
700.00sh PROSHARES ULTRASHORT S&P 500 B	September 09, 2011	September 12, 2011	17,346.00	17,376.80	(30.80)	
2,500.00sh PROSHARES ULTRASHORT S&P 500 B	September 09, 2011	September 12, 2011	62,765.01	62,030.00	735.01	
2,500.00sh PROSHARES ULTRASHORT S&P 500 B	September 09, 2011	September 12, 2011	63,240.01	62,030.00	1,210.02	
2,500.00sh PROSHARES ULTRASHORT S&P 500 B	September 09, 2011	September 12, 2011	63,165.01	62,130.00	1,035.02	
2,500.00sh PROSHARES ULTRASHORT S&P 500 B	September 09, 2011	September 12, 2011	62,990.01	62,130.00	860.01	
2,500.00sh PROSHARES ULTRASHORT S&P 500 B	September 09, 2011	September 12, 2011	62,940.01	62,134.99	805.02	
2,500.00sh PROSHARES ULTRASHORT S&P 500 B	September 12, 2011	September 12, 2011	62,690.01	62,509.99	180.02	
2,500.00sh PROSHARES ULTRASHORT S&P 500 B	September 12, 2011	September 12, 2011	62,590.01	62,584.99	5.02	
2,500.00sh PROSHARES ULTRASHORT S&P 500 B	September 12, 2011	September 12, 2011	63,020.00	62,584.99	435.01	
2,500.00sh PROSHARES ULTRASHORT S&P 500 B	September 12, 2011	September 12, 2011	63,020.00	63,034.99	(14.99)	
1,000.00sh PROSHARES ULTRASHORT S&P 500 B	September 12, 2011	September 12, 2011	25,538.00	25,249.99	288.01	
1,500.00sh PROSHARES ULTRASHORT S&P 500 B	September 12, 2011	September 12, 2011	38,307.00	37,860.00	447.00	
2,500.00sh PROSHARES ULTRASHORT S&P 500 B	September 12, 2011	September 12, 2011	63,845.00	63,609.99	235.01	
2,500.00sh PROSHARES ULTRASHORT S&P 500 B	September 12, 2011	September 12, 2011	63,845.00	62,984.99	860.01	
2,500.00sh PROSHARES ULTRASHORT S&P 500 B	September 12, 2011	September 12, 2011	63,845.00	63,030.00	815.01	
2,500.00sh PROSHARES ULTRASHORT S&P 500 B	September 12, 2011	September 12, 2011	63,795.00	63,030.00	765.01	
2,500.00sh PROSHARES ULTRASHORT S&P 500 B	September 12, 2011	September 12, 2011	63,795.00	63,080.00	715.01	
2,500.00sh PROSHARES ULTRASHORT S&P 500 B	September 12, 2011	September 12, 2011	63,720.00	63,080.00	640.01	
2,500.00sh PROSHARES ULTRASHORT S&P 500 B	September 12, 2011	September 12, 2011	63,720.00	63,159.99	560.01	
200.00sh PROSHARES ULTRASHORT S&P 500 B	September 12, 2011	September 12, 2011	5,095.60	5,063.99	31.61	
2,300.00sh PROSHARES ULTRASHORT S&P 500 B	September 12, 2011	September 12, 2011	58,599.40	58,121.00	478.40	
2,500.00sh PROSHARES ULTRASHORT S&P 500 B	September 12, 2011	September 12, 2011	63,695.00	63,334.99	360.01	
2,000.00sh PROSHARES ULTRASHORT S&P 500 B	September 12, 2011	September 12, 2011	50,916.00	50,849.99	66.01	
500.00sh PROSHARES ULTRASHORT S&P 500 B	September 12, 2011	September 12, 2011	12,729.00	12,705.00	24.00	
2,500.00sh PROSHARES ULTRASHORT S&P 500 B	September 12, 2011	September 12, 2011	63,645.00	63,559.99	85.01	
3,100.00sh PROSHARES ULTRASHORT S&P 500 B	September 12, 2011	September 12, 2011	78,885.01	78,498.19	386.82	
1,900.00sh PROSHARES ULTRASHORT S&P 500 B	September 12, 2011	September 12, 2011	48,355.00	48,111.80	243.20	
5,000.00sh PROSHARES ULTRASHORT S&P 500 B	September 12, 2011	September 12, 2011	127,090.01	127,409.99	(319.98)	
1,500.00sh PROSHARES ULTRASHORT S&P 500 B	September 12, 2011	September 12, 2011	37,955.01	38,313.93	(358.92)	
2,312.00sh PROSHARES ULTRASHORT S&P 500 B	September 12, 2011	September 12, 2011	58,493.60	59,054.54	(560.94)	
1,188.00sh PROSHARES ULTRASHORT S&P 500 B	September 12, 2011	September 12, 2011	30,056.40	30,341.52	(285.12)	
2,500.00sh PROSHARES ULTRASHORT S&P 500 B	September 12, 2011	September 12, 2011	62,995.00	63,984.99	(989.99)	
2,500.00sh PROSHARES ULTRASHORT S&P 500 B	September 12, 2011	September 12, 2011	62,995.00	63,734.99	(739.99)	
3,000.00sh PROSHARES ULTRASHORT S&P 500 B	September 12, 2011	September 12, 2011	75,530.01	76,926.73	(1,396.72)	
1,450.00sh PROSHARES ULTRASHORT S&P 500 B	September 12, 2011	September 12, 2011	36,511.00	37,181.26	(670.26)	
550.00sh PROSHARES ULTRASHORT S&P 500 B	September 12, 2011	September 12, 2011	13,849.00	14,096.50	(247.50)	
3,000.00sh PROSHARES ULTRASHORT S&P 500 B	September 12, 2011	September 12, 2011	75,384.01	76,989.99	(1,605.98)	
2,000.00sh PROSHARES ULTRASHORT S&P 500 B	September 12, 2011	September 12, 2011	50,256.00	51,320.00	(1,064.00)	
4,800.00sh PROSHARES ULTRASHORT S&P 500 B	September 12, 2011	September 12, 2011	120,326.41	123,129.99	(2,803.58)	
200.00sh PROSHARES ULTRASHORT S&P 500 B	September 12, 2011	September 12, 2011	5,013.60	5,130.00	(116.40)	
3,000.00sh PROSHARES ULTRASHORT S&P 500 B	September 12, 2011	September 12, 2011	75,290.01	76,025.99	(735.98)	
2,000.00sh PROSHARES ULTRASHORT S&P 500 B	September 12, 2011	September 12, 2011	50,200.00	50,684.00	(484.00)	
5,000.00sh PROSHARES ULTRASHORT S&P 500 B	September 12, 2011	September 12, 2011	126,690.01	126,309.99	380.02	
5,000.00sh PROSHARES ULTRASHORT S&P 500 B	September 12, 2011	September 12, 2011	126,740.01	125,909.99	830.02	
5,000.00sh PROSHARES ULTRASHORT S&P 500 B	September 12, 2011	September 12, 2011	126,390.01	125,959.99	430.02	
3,900.00sh PROSHARES ULTRASHORT S&P 500 B	September 12, 2011	September 12, 2011	98,389.21	98,523.99	(134.78)	
1,100.00sh PROSHARES ULTRASHORT S&P 500 B	September 12, 2011	September 12, 2011	27,750.80	27,775.00	(24.20)	
5,000.00sh PROSHARES ULTRASHORT S&P 500 B	September 12, 2011	September 12, 2011	125,890.01	127,209.99	(1,319.98)	
3,000.00sh PROSHARES ULTRASHORT S&P 500 B	September 12, 2011	September 12, 2011	75,200.01	76,445.99	(1,245.98)	
2,000.00sh PROSHARES ULTRASHORT S&P 500 B	September 12, 2011	September 12, 2011	50,140.00	50,964.00	(824.00)	
2,000.00sh PROSHARES ULTRASHORT S&P 500 B	September 12, 2011	September 12, 2011	49,850.01	50,944.00	(1,093.99)	
3,000.00sh PROSHARES ULTRASHORT S&P 500 B	September 12, 2011	September 12, 2011	74,790.00	76,415.99	(1,625.99)	
160.00sh DIREXIONSHARES LARGE CAP BEAR	October 08, 2010	September 13, 2011	9,264.00	8,665.60	2,398.40	
40.00sh DIREXIONSHARES LARGE CAP BEAR	October 08, 2010	September 13, 2011	2,306.01	1,716.40	589.61	
200.00sh DIREXIONSHARES LARGE CAP BEAR	October 13, 2010	September 13, 2011	11,200.01	8,582.00	2,618.01	
200.00sh DIREXIONSHARES LARGE CAP BEAR	November 04, 2010	September 13, 2011	10,080.01	8,582.00	1,498.01	
400.00sh DIREXIONSHARES LARGE CAP BEAR	November 04, 2010	September 13, 2011	20,270.01	17,164.00	3,106.01	
167.33sh DIREXIONSHARES SMALL CAP BEAR	December 01, 2010	September 13, 2011	9,377.36	7,682.26	1,695.10	
32.67sh DIREXIONSHARES SMALL CAP BEAR	December 02, 2010	September 13, 2011	1,783.60	1,499.73	283.88	
300.67sh DIREXIONSHARES SMALL CAP BEAR	December 02, 2010	September 13, 2011	16,416.41	13,788.57	2,627.84	
200.00sh DIREXIONSHARES LARGE CAP BEAR	December 02, 2010	September 13, 2011	9,770.01	8,599.00	1,171.02	
166.67sh DIREXIONSHARES SMALL CAP BEAR	December 03, 2010	September 13, 2011	8,845.01	7,643.33	1,201.68	
200.00sh DIREXIONSHARES LARGE CAP BEAR	December 03, 2010	September 13, 2011	9,590.01	8,599.00	991.01	
32.67sh DIREXIONSHARES SMALL CAP BEAR	December 10, 2010	September 13, 2011	1,619.94	1,498.09	121.85	
100.00sh DIREXIONSHARES LARGE CAP BEAR	January 12, 2011	September 13, 2011	4,090.01	4,296.00	(206.00)	
12 BOEING CO BA Jan 21 12 70.0 P	April 15, 2011	September 13, 2011	7,373.01	12,470.99	(5,097.98)	
3 BOEING CO BA Jan 21 12 70.0 P	April 18, 2011	September 13, 2011	1,892.76	3,117.75	(1,224.99)	
40 MICROSOFT CORP MSFT Jan 21 12	April 29, 2011	September 13, 2011	7,560.01	6,839.99	720.02	
50 CISCO SYSTEMS INC CSCO Jan 21	April 29, 2011	September 13, 2011	8,352.51	11,797.49	(3,444.98)	
5 BOEING CO BA Jan 21 12 70.0 P	June 28, 2011	September 13, 2011	2,561.26	5,196.25	(2,634.99)	
20 JP MORGAN CHASE & CO JPM Jan 2	July 11, 2011	September 13, 2011	7,175.01	17,044.99	(9,869.98)	
2,500.00sh PROSHARES ULTRASHORT S&P 500 B	September 12, 2011	September 13, 2011	60,890.01	61,505.00	(614.99)	
600.00sh PROSHARES ULTRASHORT S&P 500 B	September 12, 2011	September 13, 2011	14,594.01	14,761.20	(167.19)	
1,900.00sh PROSHARES ULTRASHORT S&P 500 B	September 12, 2011	September 13, 2011	46,227.00	46,743.80	(516.80)	
1,000.00sh SPDR TR UNIT SER 1 BUY TRADE 2	September 12, 2011	September 13, 2011	117,635.01	116,629.99	1,005.01	

Part I Short-Term Capital Gains and Losses - Assets Held One Year or Less						
(a) Description of Property	(b) Date acquired	(c) Date sold	(d) Sales price	(e) Cost basis	(f) Gain (loss)	
1,000.00sh SPDR TR UNIT SER 1 BUY TRADE 2	September 13, 2011	September 13, 2011	117,635.01	117,229.99	405.01	
300.00sh SPDR TR UNIT SER 1 BUY TRADE 2	September 13, 2011	September 13, 2011	35,207.01	35,310.00	(102.99)	
700.00sh SPDR TR UNIT SER 1 BUY TRADE 2	September 13, 2011	September 13, 2011	82,166.00	82,389.99	(223.99)	
1,000.00sh SPDR TR UNIT SER 1 BUY TRADE 2	September 13, 2011	September 13, 2011	117,380.00	118,159.99	(779.99)	
8,000.00sh AMEX SPDR FINANCIAL SELECT SEC	September 07, 2011	September 14, 2011	99,112.01	101,849.99	(2,737.98)	
2,000.00sh AMEX SPDR FINANCIAL SELECT SEC	September 07, 2011	September 14, 2011	24,778.00	25,706.66	(928.66)	
1,000.00sh AMEX SPDR FINANCIAL SELECT SEC	September 07, 2011	September 14, 2011	12,309.00	12,853.33	(544.33)	
2,000.00sh AMEX SPDR FINANCIAL SELECT SEC	September 07, 2011	September 14, 2011	24,618.00	25,749.99	(1,131.99)	
2,000.00sh AMEX SPDR FINANCIAL SELECT SEC	September 08, 2011	September 14, 2011	24,618.00	25,749.99	(1,131.99)	
5,000.00sh AMEX SPDR FINANCIAL SELECT SEC	September 12, 2011	September 14, 2011	61,545.00	61,809.99	(264.99)	
1,000.00sh SPDR TR UNIT SER 1 BUY TRADE 2	September 14, 2011	September 14, 2011	120,290.01	117,916.66	2,373.35	
300.00sh ANCESTRY.COM INC COM BUY TRADE	August 23, 2011	September 15, 2011	8,655.01	9,372.00	(716.99)	
200.00sh ANCESTRY.COM INC COM BUY TRADE	August 23, 2011	September 15, 2011	5,770.00	6,259.99	(489.99)	
500.00sh SPDR TR UNIT SER 1 BUY TRADE 2	September 14, 2011	September 15, 2011	59,865.00	58,958.33	906.67	
500.00sh SPDR TR UNIT SER 1 BUY TRADE 2	September 14, 2011	September 15, 2011	59,865.01	58,983.33	881.68	
1,000.00sh SPDR TR UNIT SER 1 BUY TRADE 2	September 14, 2011	September 15, 2011	119,720.01	117,966.66	1,753.35	
1,000.00sh SPDR TR UNIT SER 1 BUY TRADE 2	September 14, 2011	September 15, 2011	119,640.01	118,146.66	1,493.35	
500.00sh SPDR TR UNIT SER 1 BUY TRADE 2	September 14, 2011	September 15, 2011	59,835.00	59,073.33	761.67	
500.00sh SPDR TR UNIT SER 1 BUY TRADE 2	September 14, 2011	September 15, 2011	59,835.00	59,290.00	545.01	
500.00sh SPDR TR UNIT SER 1 BUY TRADE 2	September 14, 2011	September 15, 2011	60,640.01	59,290.00	1,350.01	
500.00sh SPDR TR UNIT SER 1 BUY TRADE 2	September 14, 2011	September 15, 2011	60,640.00	59,349.99	1,290.02	
1,000.00sh SPDR TR UNIT SER 1 BUY TRADE 2	September 15, 2011	September 15, 2011	121,110.01	120,169.99	940.02	
1,000.00sh SPDR TR UNIT SER 1 BUY TRADE 2	September 15, 2011	September 15, 2011	121,040.01	120,499.99	540.02	
200.00sh LKQ CORP COM BUY TRADE 1100 @2	May 11, 2011	September 16, 2011	5,290.00	5,250.66	39.34	
100.00sh LKQ CORP COM BUY TRADE 1100 @2	May 18, 2011	September 16, 2011	2,645.00	2,657.00	(12.00)	
200.00sh LKQ CORP COM BUY TRADE 1100 @2	May 18, 2011	September 16, 2011	5,290.00	5,323.99	(33.99)	
375.00sh ATP OIL & GAS CORP COM BUY TRA	August 08, 2011	September 16, 2011	4,411.26	3,450.00	961.26	
625.00sh ATP OIL & GAS CORP COM BUY TRA	August 08, 2011	September 16, 2011	7,362.50	5,749.99	1,612.51	
100.00sh ATP OIL & GAS CORP COM BUY TRA	August 08, 2011	September 16, 2011	1,183.00	943.00	240.00	
900.00sh ATP OIL & GAS CORP COM BUY TRA	August 08, 2011	September 16, 2011	10,647.01	8,505.99	2,141.02	
1,000.00sh ATP OIL & GAS CORP COM BUY TRA	August 09, 2011	September 16, 2011	11,740.01	7,969.99	3,770.02	
8.00sh SEABOARD CORP DEL BUY TRADE 2	August 18, 2011	September 16, 2011	17,232.01	18,120.00	(887.99)	
1.00sh SEABOARD CORP DEL BUY TRADE 2	August 18, 2011	September 16, 2011	2,154.00	2,264.99	(110.99)	
1.00sh SEABOARD CORP DEL BUY TRADE 2	August 18, 2011	September 16, 2011	2,154.00	2,274.99	(120.99)	
300.00sh ANCESTRY.COM INC COM BUY TRADE	August 25, 2011	September 16, 2011	8,525.01	9,302.99	(777.98)	
200.00sh ANCESTRY.COM INC COM BUY TRADE	August 25, 2011	September 16, 2011	5,688.00	6,202.00	(514.00)	
200.00sh ANCESTRY.COM INC COM BUY TRADE	August 29, 2011	September 16, 2011	5,627.34	6,703.99	(1,076.65)	
100.00sh ANCESTRY.COM INC COM BUY TRADE	August 29, 2011	September 16, 2011	2,813.67	3,300.00	(486.33)	
5,000.00sh AMEX SPDR FINANCIAL SELECT SEC	September 15, 2011	September 16, 2011	65,040.01	63,955.00	1,085.02	
5,000.00sh AMEX SPDR FINANCIAL SELECT SEC	September 15, 2011	September 16, 2011	64,640.01	63,955.00	685.01	
5,000.00sh AMEX SPDR FINANCIAL SELECT SEC	September 15, 2011	September 16, 2011	64,590.01	63,959.99	630.02	
5,000.00sh AMEX SPDR FINANCIAL SELECT SEC	September 15, 2011	September 16, 2011	64,290.01	63,459.99	830.02	
4,900.00sh AMEX SPDR FINANCIAL SELECT SEC	September 15, 2011	September 16, 2011	62,857.01	63,317.79	(460.78)	
100.00sh AMEX SPDR FINANCIAL SELECT SEC	September 15, 2011	September 16, 2011	1,283.00	1,292.20	(9.20)	
2,500.00sh PROSHARES ULTRASHORT S&P 500 B	September 16, 2011	September 16, 2011	56,165.01	56,734.99	(569.98)	
2,500.00sh PROSHARES ULTRASHORT S&P 500 B	September 16, 2011	September 16, 2011	56,215.01	56,834.99	(619.98)	
2,500.00sh PROSHARES ULTRASHORT S&P 500 B	September 16, 2011	September 16, 2011	56,140.01	57,009.99	(869.98)	
1,000.00sh SPDR TR UNIT SER 1 BUY TRADE 2	September 16, 2011	September 16, 2011	121,240.01	121,309.99	(69.98)	
1,000.00sh SPDR TR UNIT SER 1 BUY TRADE 2	September 16, 2011	September 16, 2011	120,970.01	121,389.99	(419.98)	
2,500.00sh PROSHARES ULTRASHORT S&P 500 B	September 16, 2011	September 16, 2011	56,015.01	56,509.99	(494.98)	
100.00sh PROSHARES ULTRASHORT S&P 500 B	September 16, 2011	September 16, 2011	2,237.60	2,266.99	(29.39)	
2,400.00sh PROSHARES ULTRASHORT S&P 500 B	September 16, 2011	September 16, 2011	53,702.41	54,144.00	(441.59)	
700.00sh POWERSHARES COM BUY TRADE 1000	June 29, 2011	September 19, 2011	11,554.01	12,547.50	(993.49)	
300.00sh POWERSHARES COM BUY TRADE 1000	June 29, 2011	September 19, 2011	4,953.00	5,377.50	(424.50)	
100.00sh POWERSHARES COM BUY TRADE 1000	June 29, 2011	September 19, 2011	1,651.00	1,792.50	(141.50)	
100.00sh POWERSHARES COM BUY TRADE 1000	June 29, 2011	September 19, 2011	1,651.00	1,792.50	(141.50)	
200.00sh POWERSHARES COM BUY TRADE 1000	June 29, 2011	September 19, 2011	3,302.00	3,585.00	(283.00)	
600.00sh POWERSHARES COM BUY TRADE 1000	June 29, 2011	September 19, 2011	9,906.00	10,755.00	(849.00)	
500.00sh SOUTHERN COPPER CORP COM BUY T	July 11, 2011	September 19, 2011	15,255.01	17,029.99	(1,774.98)	
500.00sh JP MORGAN CHASE & CO COM BUY T	July 15, 2011	September 19, 2011	16,275.00	19,989.99	(3,714.99)	
1,000.00sh POWERSHARES COM BUY TRADE 1000	July 18, 2011	September 19, 2011	16,510.00	17,689.99	(1,179.99)	
300.00sh JP MORGAN CHASE & CO COM BUY T	August 03, 2011	September 19, 2011	9,765.00	11,886.99	(2,121.99)	
200.00sh JP MORGAN CHASE & CO COM BUY T	August 03, 2011	September 19, 2011	6,510.00	7,901.33	(1,391.33)	
100.00sh METLIFE INC COM BUY TRADE 100	August 15, 2011	September 19, 2011	3,160.00	3,432.00	(272.00)	
900.00sh METLIFE INC COM BUY TRADE 100	August 15, 2011	September 19, 2011	28,440.01	30,897.99	(2,457.98)	
2,500.00sh PROSHARES ULTRASHORT S&P 500 B	September 16, 2011	September 19, 2011	58,165.01	56,559.99	1,605.02	
2,500.00sh PROSHARES ULTRASHORT S&P 500 B	September 19, 2011	September 19, 2011	58,065.01	58,084.99	(19.98)	
2,500.00sh PROSHARES ULTRASHORT S&P 500 B	September 19, 2011	September 19, 2011	58,015.01	58,259.99	(244.98)	
2,500.00sh PROSHARES ULTRASHORT S&P 500 B	September 19, 2011	September 19, 2011	57,990.01	58,359.99	(369.98)	
1,500.00sh PROSHARES ULTRASHORT S&P 500 B	September 19, 2011	September 19, 2011	34,700.01	35,090.99	(390.98)	
1,000.00sh PROSHARES ULTRASHORT S&P 500 B	September 19, 2011	September 19, 2011	23,140.00	23,394.00	(254.00)	
1,000.00sh SPDR TR UNIT SER 1 BUY TRADE 2	September 19, 2011	September 19, 2011	119,480.01	119,899.99	(419.98)	
100.00sh DIREXIONSHARES SMALL CAP BEAR	December 10, 2010	September 20, 2011	4,959.01	4,457.99	501.02	
34.00sh DIREXIONSHARES SMALL CAP BEAR	December 10, 2010	September 20, 2011	1,686.06	1,512.32	173.74	
66.00sh DIREXIONSHARES SMALL CAP BEAR	December 14, 2010	September 20, 2011	3,213.54	2,935.68	277.86	
100.00sh DIREXIONSHARES SMALL CAP BEAR	December 14, 2010	September 20, 2011	4,869.01	4,447.00	422.01	
1,000.00sh SOUTHERN COPPER CORP COM BUY T	August 04, 2011	September 20, 2011	30,040.01	30,899.99	(859.98)	
50.00sh APPLE INC COM BUY TRADE 100 @1	August 08, 2011	September 20, 2011	20,673.34	18,247.83	2,425.51	
1,000.00sh ATP OIL & GAS CORP COM BUY TRA	August 09, 2011	September 20, 2011	10,890.01	8,889.99	2,000.02	
25.00sh APPLE INC COM BUY TRADE 100 @1	August 09, 2011	September 20, 2011	10,336.67	9,170.00	1,166.67	
25.00sh APPLE INC COM BUY TRADE 100 @1	August 09, 2011	September 20, 2011	10,340.00	9,170.00	1,170.01	
150.00sh BAIDU INC ADR BUY TRADE 50 @39	August 17, 2011	September 20, 2011	21,193.51	20,646.99	546.52	
50.00sh BAIDU INC ADR BUY TRADE 50 @39	August 18, 2011	September 20, 2011	7,064.50	6,548.49	516.01	
500.00sh METLIFE INC COM BUY TRADE 100	August 18, 2011	September 20, 2011	15,580.00	16,059.99	(479.99)	
50.00sh BAIDU INC ADR BUY TRADE 50 @39	August 23, 2011	September 20, 2011	7,064.50	6,628.49	436.01	
50.00sh BAIDU INC ADR BUY TRADE 50 @39	August 23, 2011	September 20, 2011	7,046.51	6,628.49	418.01	

Part I Short-Term Capital Gains and Losses - Assets Held One Year or Less						
(a) Description of Property	(b) Date acquired	(c) Date sold	(d) Sales price	(e) Cost basis	(f) Gain (loss)	
134.00sh METLIFE INC COM BUY TRADE 100	August 24, 2011	September 20, 2011	4,175.44	4,352.32	(176.88)	
366.00sh METLIFE INC COM BUY TRADE 100	August 24, 2011	September 20, 2011	11,404.56	11,897.67	(493.11)	
50.00sh APPLE INC COM BUY TRADE 100 @1	August 25, 2011	September 20, 2011	20,680.00	18,551.49	2,128.51	
50.00sh BAIDU INC ADR BUY TRADE 50 @39	August 26, 2011	September 20, 2011	7,046.51	6,915.33	131.18	
100.00sh BAIDU INC ADR BUY TRADE 50 @39	August 26, 2011	September 20, 2011	14,102.00	13,830.66	271.34	
25.00sh APPLE INC COM BUY TRADE 100 @1	August 31, 2011	September 20, 2011	10,340.00	9,667.50	672.50	
25.00sh APPLE INC COM BUY TRADE 100 @1	August 31, 2011	September 20, 2011	10,339.75	9,667.50	672.25	
100.00sh BAIDU INC ADR BUY TRADE 50 @39	September 06, 2011	September 20, 2011	14,102.00	14,164.99	(62.99)	
50.00sh APPLE INC COM BUY TRADE 100 @1	September 06, 2011	September 20, 2011	20,679.50	18,689.49	1,990.01	
600.00sh ATP OIL & GAS CORP COM BUY TRA	September 06, 2011	September 20, 2011	6,362.01	7,047.33	(685.32)	
400.00sh ATP OIL & GAS CORP COM BUY TRA	September 06, 2011	September 20, 2011	4,248.00	4,698.22	(450.22)	
1,000.00sh ARCELORMITTAL CL A CL A NY REGISTRY BUY TRADE 1500 @18.8684	September 15, 2011	September 20, 2011	17,230.01	18,876.66	(1,646.65)	
500.00sh ARCELORMITTAL CL A CL A NY REGISTRY BUY TRADE 1500 @18.8684	September 15, 2011	September 20, 2011	8,535.00	9,438.33	(903.33)	
500.00sh ARCELORMITTAL CL A CL A NY REGISTRY BUY TRADE 1500 @18.8684	September 15, 2011	September 20, 2011	8,535.00	9,484.99	(949.99)	
700.00sh NETEASE.COM INC COM BUY TRADE 700 @45.289	September 16, 2011	September 20, 2011	30,580.01	31,712.99	(1,132.98)	
1,500.00sh PROSHARES ULTRASHORT S&P 500 B	September 19, 2011	September 20, 2011	33,650.01	34,205.99	(555.98)	
1,000.00sh PROSHARES ULTRASHORT S&P 500 B	September 19, 2011	September 20, 2011	22,440.00	22,804.00	(364.00)	
500.00sh SPDR TR UNIT SER 1 BUY TRADE 2	September 20, 2011	September 20, 2011	60,790.01	60,830.00	(39.99)	
500.00sh SPDR TR UNIT SER 1 BUY TRADE 2	September 20, 2011	September 20, 2011	60,635.00	60,830.00	(194.99)	
500.00sh SPDR TR UNIT SER 1 BUY TRADE 2	September 20, 2011	September 20, 2011	60,635.00	60,959.99	(324.99)	
1,000.00sh SPDR TR UNIT SER 1 BUY TRADE 2	September 20, 2011	September 20, 2011	121,240.01	121,459.99	(219.98)	
50.00sh AMERICAN TOWER CORP CLASS A CO	March 11, 2011	September 21, 2011	2,767.50	2,532.75	234.75	
150.00sh AMERICAN TOWER CORP CLASS A CO	March 15, 2011	September 21, 2011	8,302.51	7,473.49	829.01	
100.00sh SUN CMNTYS INC COM BUY TRADE 6	May 19, 2011	September 21, 2011	3,875.00	3,907.99	(32.99)	
300.00sh SUN CMNTYS INC COM BUY TRADE 6	May 31, 2011	September 21, 2011	11,625.01	11,958.99	(333.98)	
100.00sh SUN CMNTYS INC COM BUY TRADE 6	July 01, 2011	September 21, 2011	3,875.00	3,806.33	68.67	
400.00sh JP MORGAN CHASE & CO COM BUY T	August 03, 2011	September 21, 2011	12,716.00	15,802.66	(3,086.66)	
150.00sh CATERPILLAR INC COM BUY TRADE	August 05, 2011	September 21, 2011	12,159.01	13,700.00	(1,540.99)	
200.00sh DU PONT E I DE NEMOURS & CO CO	August 05, 2011	September 21, 2011	9,083.34	9,500.00	(416.66)	
550.00sh DU PONT E I DE NEMOURS & CO CO	August 05, 2011	September 21, 2011	24,979.17	26,130.50	(1,151.33)	
600.00sh JP MORGAN CHASE & CO COM BUY T	August 09, 2011	September 21, 2011	19,074.01	21,357.99	(2,283.98)	
50.00sh CATERPILLAR INC COM BUY TRADE	August 11, 2011	September 21, 2011	4,053.00	4,388.50	(335.50)	
150.00sh CATERPILLAR INC COM BUY TRADE	August 11, 2011	September 21, 2011	12,118.50	13,165.49	(1,046.99)	
150.00sh CATERPILLAR INC COM BUY TRADE	August 18, 2011	September 21, 2011	12,118.50	12,507.99	(389.49)	
100.00sh ANCESTRY.COM INC COM BUY TRADE	August 29, 2011	September 21, 2011	2,734.00	3,300.00	(566.00)	
100.00sh ANCESTRY.COM INC COM BUY TRADE	August 29, 2011	September 21, 2011	2,734.00	3,309.99	(575.99)	
100.00sh DEERE & CO COM BUY TRADE 200 @	August 30, 2011	September 21, 2011	7,469.01	7,986.99	(517.99)	
100.00sh DEERE & CO COM BUY TRADE 200 @	August 30, 2011	September 21, 2011	7,469.01	7,915.00	(445.99)	
200.00sh DEERE & CO COM BUY TRADE 200 @	August 30, 2011	September 21, 2011	14,946.00	15,830.00	(884.00)	
100.00sh ATP OIL & GAS CORP COM BUY TRA	September 06, 2011	September 21, 2011	1,064.01	1,174.56	(110.55)	
100.00sh ATP OIL & GAS CORP COM BUY TRA	September 06, 2011	September 21, 2011	1,074.00	1,174.56	(100.56)	
600.00sh ATP OIL & GAS CORP COM BUY TRA	September 06, 2011	September 21, 2011	6,432.00	7,047.33	(615.33)	
200.00sh ATP OIL & GAS CORP COM BUY TRA	September 06, 2011	September 21, 2011	2,144.00	2,346.00	(202.00)	
200.00sh CATERPILLAR INC COM BUY TRADE	September 06, 2011	September 21, 2011	16,158.00	17,209.99	(1,051.99)	
300.00sh ANCESTRY.COM INC COM BUY TRADE	September 08, 2011	September 21, 2011	8,202.01	10,286.99	(2,084.99)	
1,000.00sh SPDR TR UNIT SER 1 BUY TRADE 2	September 21, 2011	September 21, 2011	119,270.01	119,619.99	(349.98)	
1,000.00sh SPDR TR UNIT SER 1 BUY TRADE 2	September 21, 2011	September 21, 2011	119,150.01	119,659.99	(509.98)	
1,000.00sh SPDR TR UNIT SER 1 BUY TRADE 2	September 21, 2011	September 21, 2011	118,320.01	119,709.99	(1,389.98)	
1,000.00sh SPDR TR UNIT SER 1 BUY TRADE 2	September 21, 2011	September 21, 2011	118,180.01	119,869.99	(1,689.98)	
2,500.00sh PROSHARES ULTRASHORT S&P 500 B	September 21, 2011	September 21, 2011	59,990.01	59,284.99	705.02	
2,500.00sh PROSHARES ULTRASHORT S&P 500 B	September 21, 2011	September 21, 2011	60,115.01	59,284.99	830.02	
1,000.00sh IPATH S&P 500 VIX SHORT-TERM C	August 09, 2011	September 22, 2011	33,760.01	49,229.99	(15,469.98)	
1,000.00sh ISHARES SILVER TRUST BUY TRADE	September 15, 2011	September 22, 2011	34,860.01	38,616.66	(3,756.65)	
2,500.00sh PROSHARES ULTRASHORT S&P 500 B	September 21, 2011	September 22, 2011	64,046.67	59,659.99	4,386.68	
2,500.00sh PROSHARES ULTRASHORT S&P 500 B	September 21, 2011	September 22, 2011	64,046.67	59,684.99	4,361.68	
1,000.00sh SPDR TR UNIT SER 1 BUY TRADE 2	September 22, 2011	September 22, 2011	113,255.01	113,709.99	(454.99)	
400.00sh SPDR TR UNIT SER 1 BUY TRADE 2	September 22, 2011	September 22, 2011	45,302.00	45,469.99	(167.99)	
600.00sh SPDR TR UNIT SER 1 BUY TRADE 2	September 22, 2011	September 22, 2011	67,953.00	68,190.00	(237.00)	
1,000.00sh SPDR TR UNIT SER 1 BUY TRADE 2	September 22, 2011	September 22, 2011	113,176.67	113,739.99	(563.32)	
400.00sh SPDR TR UNIT SER 1 BUY TRADE 2	September 22, 2011	September 22, 2011	45,270.67	45,545.99	(275.32)	
600.00sh SPDR TR UNIT SER 1 BUY TRADE 2	September 22, 2011	September 22, 2011	67,906.00	68,304.00	(398.00)	
400.00sh SPDR TR UNIT SER 1 BUY TRADE 2	September 22, 2011	September 22, 2011	45,270.67	45,545.99	(275.32)	
600.00sh SPDR TR UNIT SER 1 BUY TRADE 2	September 22, 2011	September 22, 2011	67,906.00	68,304.00	(398.00)	
2,500.00sh PROSHARES ULTRASHORT S&P 500 B	September 22, 2011	September 22, 2011	64,046.67	64,230.00	(183.33)	
2,500.00sh PROSHARES ULTRASHORT S&P 500 B	September 22, 2011	September 22, 2011	63,945.00	64,230.00	(284.99)	
2,500.00sh PROSHARES ULTRASHORT S&P 500 B	September 22, 2011	September 22, 2011	63,945.00	64,434.99	(489.99)	
1,500.00sh PROSHARES ULTRASHORT S&P 500 B	September 22, 2011	September 22, 2011	37,940.01	38,705.99	(765.98)	
1,000.00sh PROSHARES ULTRASHORT S&P 500 B	September 22, 2011	September 22, 2011	25,300.00	25,804.00	(504.00)	
2,500.00sh PROSHARES ULTRASHORT S&P 500 B	September 22, 2011	September 22, 2011	63,250.00	64,509.99	(1,259.99)	
2,000.00sh SPDR TR UNIT SER 1 BUY TRADE 2	September 22, 2011	September 22, 2011	226,550.01	227,849.99	(1,299.98)	
2,500.00sh PROSHARES ULTRASHORT S&P 500 B	September 22, 2011	September 22, 2011	63,845.00	64,459.99	(614.99)	
2,500.00sh PROSHARES ULTRASHORT S&P 500 B	September 22, 2011	September 22, 2011	63,845.00	64,509.99	(664.99)	
1,687.00sh PROSHARES ULTRASHORT S&P 500 B	September 22, 2011	September 22, 2011	44,054.45	43,696.67	357.78	
3,313.00sh PROSHARES ULTRASHORT S&P 500 B	September 22, 2011	September 22, 2011	86,502.43	85,813.32	689.11	
5,000.00sh PROSHARES ULTRASHORT S&P 500 B	September 22, 2011	September 22, 2011	130,540.01	129,659.99	880.02	
5,000.00sh PROSHARES ULTRASHORT S&P 500 B	September 22, 2011	September 22, 2011	129,490.01	129,859.99	(369.98)	
5,000.00sh PROSHARES ULTRASHORT S&P 500 B	September 22, 2011	September 22, 2011	129,190.01	130,059.99	(869.98)	
4,800.00sh PROSHARES ULTRASHORT S&P 500 B	September 22, 2011	September 22, 2011	123,014.41	125,337.99	(2,323.58)	
200.00sh PROSHARES ULTRASHORT S&P 500 B	September 22, 2011	September 22, 2011	5,125.60	5,220.00	(94.40)	
2,300.00sh PROSHARES ULTRASHORT S&P 500 B	September 22, 2011	September 22, 2011	59,399.01	60,080.60	(681.59)	
2,700.00sh PROSHARES ULTRASHORT S&P 500 B	September 22, 2011	September 22, 2011	69,741.00	70,529.39	(788.39)	
3,000.00sh PROSHARES ULTRASHORT S&P 500 B	September 22, 2011	September 22, 2011	77,060.01	77,618.10	(558.09)	
700.00sh PROSHARES ULTRASHORT S&P 500 B	September 22, 2011	September 22, 2011	17,983.00	18,110.89	(127.89)	
1,300.00sh PROSHARES ULTRASHORT S&P 500 B	September 22, 2011	September 22, 2011	33,397.00	33,618.00	(221.00)	
200.00sh PROSHARES ULTRASHORT S&P 500 B	September 22, 2011	September 22, 2011	5,122.01	5,206.40	(84.39)	
4,800.00sh PROSHARES ULTRASHORT S&P 500 B	September 22, 2011	September 22, 2011	123,120.00	124,953.59	(1,833.59)	

Part I Short-Term Capital Gains and Losses - Assets Held One Year or Less					
(a) Description of Property	(b) Date acquired	(c) Date sold	(d) Sales price	(e) Cost basis	(f) Gain (loss)
100.00sh \$IPO: B&G FOODS INC COM BUY TR	April 12, 2011	September 23, 2011	1,629.01	1,680.00	(50.99)
780.00sh \$IPO: B&G FOODS INC COM BUY TR	April 12, 2011	September 23, 2011	12,776.40	13,104.00	(327.60)
120.00sh \$IPO: B&G FOODS INC COM BUY TR	April 12, 2011	September 23, 2011	1,965.60	2,024.79	(59.19)
50.00sh DU PONT E I DE NEMOURS & CO CO	August 05, 2011	September 23, 2011	2,016.83	2,375.50	(358.67)
400.00sh DU PONT E I DE NEMOURS & CO CO	August 05, 2011	September 23, 2011	16,134.67	19,013.99	(2,879.32)
300.00sh MERCADOLIBRE INC COM BUY TRADE	August 09, 2011	September 23, 2011	17,573.01	18,280.49	(707.48)
300.00sh DU PONT E I DE NEMOURS & CO CO	August 18, 2011	September 23, 2011	12,101.00	13,404.99	(1,303.99)
10.00sh SEABOARD CORP DEL BUY TRADE 2	August 23, 2011	September 23, 2011	19,006.10	22,948.89	(3,942.78)
10.00sh SEABOARD CORP DEL BUY TRADE 2	August 25, 2011	September 23, 2011	19,006.10	22,359.89	(3,353.78)
500.00sh ISHARES SILVER TRUST BUY TRADE	September 15, 2011	September 23, 2011	15,670.01	19,308.33	(3,638.32)
500.00sh ISHARES SILVER TRUST BUY TRADE	September 16, 2011	September 23, 2011	15,670.01	19,654.99	(3,984.99)
500.00sh ISHARES SILVER TRUST BUY TRADE	September 16, 2011	September 23, 2011	15,640.01	19,749.99	(4,109.98)
500.00sh ISHARES SILVER TRUST BUY TRADE	September 16, 2011	September 23, 2011	15,640.01	19,739.99	(4,099.98)
2,500.00sh PROSHARES ULTRASHORT S&P 500 B	September 22, 2011	September 23, 2011	63,965.01	65,234.99	(1,269.98)
1,900.00sh PROSHARES ULTRASHORT S&P 500 B	September 22, 2011	September 23, 2011	48,575.41	49,713.99	(1,138.58)
600.00sh PROSHARES ULTRASHORT S&P 500 B	September 22, 2011	September 23, 2011	15,339.60	15,690.00	(350.40)
2,500.00sh PROSHARES ULTRASHORT S&P 500 B	September 22, 2011	September 23, 2011	63,890.01	65,654.99	(1,764.98)
2,500.00sh PROSHARES ULTRASHORT S&P 500 B	September 22, 2011	September 23, 2011	63,790.01	65,654.99	(1,864.98)
300.00sh PROSHARES ULTRASHORT S&P 500 B	September 23, 2011	September 23, 2011	7,631.40	7,818.99	(187.59)
300.00sh PROSHARES ULTRASHORT S&P 500 B	September 23, 2011	September 23, 2011	7,631.40	7,806.00	(174.60)
300.00sh PROSHARES ULTRASHORT S&P 500 B	September 23, 2011	September 23, 2011	7,631.40	7,806.00	(174.60)
300.00sh PROSHARES ULTRASHORT S&P 500 B	September 23, 2011	September 23, 2011	7,631.40	7,803.00	(171.60)
300.00sh PROSHARES ULTRASHORT S&P 500 B	September 23, 2011	September 23, 2011	7,631.40	7,803.00	(171.60)
300.00sh PROSHARES ULTRASHORT S&P 500 B	September 23, 2011	September 23, 2011	7,631.40	7,797.00	(165.60)
100.00sh PROSHARES ULTRASHORT S&P 500 B	September 23, 2011	September 23, 2011	2,543.80	2,599.00	(55.20)
600.00sh PROSHARES ULTRASHORT S&P 500 B	September 23, 2011	September 23, 2011	15,262.80	15,600.00	(337.20)
300.00sh PROSHARES ULTRASHORT S&P 500 B	September 23, 2011	September 23, 2011	7,631.40	7,815.99	(184.59)
300.00sh PROSHARES ULTRASHORT S&P 500 B	September 23, 2011	September 23, 2011	7,631.40	7,797.00	(165.60)
600.00sh PROSHARES ULTRASHORT S&P 500 B	September 23, 2011	September 23, 2011	15,262.80	15,594.00	(331.20)
1,300.00sh PROSHARES ULTRASHORT S&P 500 B	September 23, 2011	September 23, 2011	33,069.40	33,800.00	(730.60)
1,000.00sh SPDR TR UNIT SER 1 BUY TRADE 2	September 23, 2011	September 23, 2011	113,370.01	113,884.99	(514.99)
1,000.00sh SPDR TR UNIT SER 1 BUY TRADE 2	September 23, 2011	September 23, 2011	113,270.01	113,884.99	(614.99)
1,000.00sh SPDR TR UNIT SER 1 BUY TRADE 2	September 23, 2011	September 23, 2011	112,960.01	114,004.99	(1,044.98)
1,000.00sh SPDR TR UNIT SER 1 BUY TRADE 2	September 23, 2011	September 23, 2011	112,970.01	114,004.99	(1,034.98)
800.00sh SPDR TR UNIT SER 1 BUY TRADE 2	September 23, 2011	September 23, 2011	90,398.01	90,895.99	(497.98)
200.00sh SPDR TR UNIT SER 1 BUY TRADE 2	September 23, 2011	September 23, 2011	22,600.00	22,724.00	(124.00)
1,000.00sh SPDR TR UNIT SER 1 BUY TRADE 2	September 23, 2011	September 23, 2011	112,940.01	113,769.99	(829.98)
800.00sh SPDR TR UNIT SER 1 BUY TRADE 2	September 23, 2011	September 23, 2011	90,848.01	91,177.99	(329.98)
200.00sh SPDR TR UNIT SER 1 BUY TRADE 2	September 23, 2011	September 23, 2011	22,712.00	22,790.00	(78.00)
500.00sh \$IPO: B&G FOODS INC COM BUY TR	April 12, 2011	September 26, 2011	8,195.01	8,385.00	(189.99)
100.00sh MERCADOLIBRE INC COM BUY TRADE	August 09, 2011	September 26, 2011	5,650.67	6,093.50	(442.83)
100.00sh MERCADOLIBRE INC COM BUY TRADE	August 17, 2011	September 26, 2011	5,650.67	6,953.00	(1,302.33)
100.00sh MERCADOLIBRE INC COM BUY TRADE	August 17, 2011	September 26, 2011	5,650.67	6,958.99	(1,308.33)
100.00sh MERCADOLIBRE INC COM BUY TRADE	August 17, 2011	September 26, 2011	5,478.01	6,958.99	(1,480.99)
100.00sh MERCADOLIBRE INC COM BUY TRADE	August 23, 2011	September 26, 2011	5,478.01	6,296.99	(818.99)
100.00sh MERCADOLIBRE INC COM BUY TRADE	August 23, 2011	September 26, 2011	5,482.00	6,296.99	(815.00)
100.00sh MERCADOLIBRE INC COM BUY TRADE	September 15, 2011	September 26, 2011	5,481.00	6,838.99	(1,357.99)
100.00sh MERCADOLIBRE INC COM BUY TRADE	September 15, 2011	September 26, 2011	5,480.00	6,838.99	(1,358.99)
2,500.00sh PROSHARES ULTRASHORT S&P 500 B	September 23, 2011	September 26, 2011	62,865.01	64,459.99	(1,594.98)
2,500.00sh PROSHARES ULTRASHORT S&P 500 B	September 23, 2011	September 26, 2011	62,815.01	63,934.99	(1,119.98)
1,500.00sh PROSHARES ULTRASHORT S&P 500 B	September 23, 2011	September 26, 2011	37,700.01	38,435.99	(735.98)
1,000.00sh PROSHARES ULTRASHORT S&P 500 B	September 23, 2011	September 26, 2011	25,140.00	25,624.00	(484.00)
2,500.00sh PROSHARES ULTRASHORT S&P 500 B	September 23, 2011	September 26, 2011	62,465.01	64,159.99	(1,694.98)
1,000.00sh SPDR TR UNIT SER 1 BUY TRADE 2	September 23, 2011	September 26, 2011	115,350.01	114,099.99	(1,250.02)
1,000.00sh SPDR TR UNIT SER 1 BUY TRADE 2	September 23, 2011	September 26, 2011	116,245.01	113,449.99	2,795.01
1,000.00sh SPDR TR UNIT SER 1 BUY TRADE 2	September 23, 2011	September 26, 2011	116,245.01	113,539.99	2,705.01
250.00sh TRANSOCEAN LTD ORD BUY TRADE 2	June 29, 2011	September 27, 2011	12,875.84	15,814.99	(2,939.15)
250.00sh TRANSOCEAN LTD ORD BUY TRADE 2	July 06, 2011	September 27, 2011	12,875.84	15,832.49	(2,956.65)
100.00sh TRANSOCEAN LTD ORD BUY TRADE 2	August 04, 2011	September 27, 2011	5,150.34	5,545.00	(394.67)
200.00sh TRANSOCEAN LTD ORD BUY TRADE 2	August 04, 2011	September 27, 2011	10,208.67	11,090.00	(881.33)
200.00sh TRANSOCEAN LTD ORD BUY TRADE 2	August 04, 2011	September 27, 2011	10,208.67	11,099.99	(891.32)
500.00sh WALGREEN CO COM BUY TRADE 1000	August 16, 2011	September 27, 2011	17,285.01	18,344.99	(1,059.98)
500.00sh WALGREEN CO COM BUY TRADE 1000	August 16, 2011	September 27, 2011	16,785.00	18,344.99	(1,559.99)
500.00sh WALGREEN CO COM BUY TRADE 1000	August 18, 2011	September 27, 2011	16,785.01	17,214.99	(429.99)
1,000.00sh SPDR TR UNIT SER 1 BUY TRADE 2	September 26, 2011	September 27, 2011	118,780.01	114,639.99	4,140.02
500.00sh SPDR TR UNIT SER 1 BUY TRADE 2	September 26, 2011	September 27, 2011	59,615.01	57,375.00	2,240.01
500.00sh SPDR TR UNIT SER 1 BUY TRADE 2	September 26, 2011	September 27, 2011	59,450.00	57,375.00	2,075.01
500.00sh SPDR TR UNIT SER 1 BUY TRADE 2	September 26, 2011	September 27, 2011	59,450.01	57,405.00	2,045.01
500.00sh SPDR TR UNIT SER 1 BUY TRADE 2	September 26, 2011	September 27, 2011	59,435.01	57,405.00	2,030.01
500.00sh SPDR TR UNIT SER 1 BUY TRADE 2	September 26, 2011	September 27, 2011	59,435.01	57,425.00	2,010.01
500.00sh SPDR TR UNIT SER 1 BUY TRADE 2	September 26, 2011	September 27, 2011	59,165.01	57,425.00	1,740.01
500.00sh SPDR TR UNIT SER 1 BUY TRADE 2	September 26, 2011	September 27, 2011	59,165.01	57,570.00	1,595.01
500.00sh SPDR TR UNIT SER 1 BUY TRADE 2	September 26, 2011	September 27, 2011	59,115.01	57,570.00	1,545.01
500.00sh SPDR TR UNIT SER 1 BUY TRADE 2	September 26, 2011	September 27, 2011	59,115.01	57,700.00	1,415.01
500.00sh SPDR TR UNIT SER 1 BUY TRADE 2	September 26, 2011	September 27, 2011	59,070.01	57,700.00	1,370.01
200.00sh TRANSOCEAN LTD ORD BUY TRADE 2	September 26, 2011	September 27, 2011	10,208.67	10,481.99	(273.32)
500.00sh SPDR TR UNIT SER 1 BUY TRADE 2	September 27, 2011	September 27, 2011	59,070.00	59,510.00	(439.99)
500.00sh SPDR TR UNIT SER 1 BUY TRADE 2	September 27, 2011	September 27, 2011	59,015.00	59,510.00	(494.99)
500.00sh SPDR TR UNIT SER 1 BUY TRADE 2	September 27, 2011	September 27, 2011	59,015.00	59,589.99	(574.99)
965.00sh SPDR TR UNIT SER 1 BUY TRADE 2	September 27, 2011	September 27, 2011	113,677.01	114,420.39	(743.38)
35.00sh SPDR TR UNIT SER 1 BUY TRADE 2	September 27, 2011	September 27, 2011	4,123.00	4,149.60	(26.60)
1,000.00sh SPDR TR UNIT SER 1 BUY TRADE 2	September 27, 2011	September 27, 2011	118,090.01	118,107.14	(17.13)
400.00sh SPDR TR UNIT SER 1 BUY TRADE 2	September 27, 2011	September 27, 2011	47,120.00	47,242.85	(122.85)
600.00sh SPDR TR UNIT SER 1 BUY TRADE 2	September 27, 2011	September 27, 2011	70,680.01	70,854.00	(173.99)
700.00sh SPDR TR UNIT SER 1 BUY TRADE 2	September 27, 2011	September 27, 2011	82,247.01	82,739.99	(492.98)
300.00sh SPDR TR UNIT SER 1 BUY TRADE 2	September 27, 2011	September 27, 2011	35,253.00	35,460.00	(207.00)

Part I Short-Term Capital Gains and Losses - Assets Held One Year or Less

(a) Description of Property	(b) Date acquired	(c) Date sold	(d) Sales price	(e) Cost basis	(f) Gain (loss)
250.00sh L-3 COMMUNICATIONS CORP COM BU	January 20, 2011	September 28, 2011	15,530.00	19,549.99	(4,019.99)
250.00sh L-3 COMMUNICATIONS CORP COM BU	February 01, 2011	September 28, 2011	15,530.01	19,777.49	(4,247.48)
40.00sh GOOGLE INC CL A BUY TRADE 100	August 16, 2011	September 28, 2011	21,140.01	21,972.39	(832.38)
10.00sh GOOGLE INC CL A BUY TRADE 100	August 17, 2011	September 28, 2011	5,285.00	5,408.13	(123.13)
100.00sh iPATH S&P 500 VIX SHORT-TERM C	August 23, 2011	September 28, 2011	4,188.00	5,083.99	(895.99)
300.00sh iPATH S&P 500 VIX SHORT-TERM C	August 23, 2011	September 28, 2011	12,564.00	15,222.00	(2,658.00)
200.00sh DEERE & CO COM BUY TRADE 200 @	August 30, 2011	September 28, 2011	13,554.00	15,830.00	(2,275.99)
300.00sh DEERE & CO COM BUY TRADE 200 @	September 06, 2011	September 28, 2011	20,331.01	22,920.99	(2,589.98)
100.00sh ANCESTRY.COM INC COM BUY TRADE	September 08, 2011	September 28, 2011	2,451.01	3,429.00	(977.99)
100.00sh ANCESTRY.COM INC COM BUY TRADE	September 08, 2011	September 28, 2011	2,460.00	3,429.00	(969.00)
300.00sh ANCESTRY.COM INC COM BUY TRADE	September 08, 2011	September 28, 2011	7,380.00	8,762.99	(1,382.99)
500.00sh CATERPILLAR INC COM BUY TRADE	September 26, 2011	September 28, 2011	37,620.01	38,134.99	(514.98)
1,000.00sh SPDR TR UNIT SER 1 BUY TRADE 2	September 28, 2011	September 28, 2011	117,510.01	117,929.99	(419.98)
1,000.00sh SPDR TR UNIT SER 1 BUY TRADE 2	September 28, 2011	September 28, 2011	116,915.01	118,029.99	(1,114.98)
1,000.00sh SPDR TR UNIT SER 1 BUY TRADE 2	September 28, 2011	September 28, 2011	116,915.01	117,389.99	(474.99)
958.00sh SPDR TR UNIT SER 1 BUY TRADE 2	September 28, 2011	September 28, 2011	112,426.09	112,392.97	33.12
42.00sh SPDR TR UNIT SER 1 BUY TRADE 2	September 28, 2011	September 28, 2011	4,928.91	4,926.60	2.31
300.00sh SPDR TR UNIT SER 1 BUY TRADE 2	September 28, 2011	September 28, 2011	35,206.50	35,229.99	(23.49)
200.00sh SPDR TR UNIT SER 1 BUY TRADE 2	September 28, 2011	September 28, 2011	23,471.00	23,480.00	(9.00)
500.00sh SPDR TR UNIT SER 1 BUY TRADE 2	September 28, 2011	September 28, 2011	58,677.50	58,700.00	(22.50)
1,000.00sh SPDR TR UNIT SER 1 BUY TRADE 2	September 28, 2011	September 28, 2011	117,170.01	117,509.99	(339.98)
1,000.00sh SPDR TR UNIT SER 1 BUY TRADE 2	September 28, 2011	September 28, 2011	116,800.01	117,449.99	(649.98)
1,000.00sh SPDR TR UNIT SER 1 BUY TRADE 2	September 28, 2011	September 28, 2011	116,620.01	117,519.99	(899.98)
1,000.00sh SPDR TR UNIT SER 1 BUY TRADE 2	September 28, 2011	September 28, 2011	116,290.01	117,809.99	(1,519.98)
1,800.00sh PROSHARES ULTRASHORT S&P 500 B	September 28, 2011	September 28, 2011	43,700.40	43,677.99	22.41
700.00sh PROSHARES ULTRASHORT S&P 500 B	September 28, 2011	September 28, 2011	16,994.60	16,975.00	19.60
1,900.00sh PROSHARES ULTRASHORT S&P 500 B	September 28, 2011	September 28, 2011	46,128.20	46,179.99	(51.79)
600.00sh PROSHARES ULTRASHORT S&P 500 B	September 28, 2011	September 28, 2011	14,566.80	14,574.00	(7.20)
2,500.00sh PROSHARES ULTRASHORT S&P 500 B	September 28, 2011	September 28, 2011	60,665.01	60,759.99	(94.98)
2,500.00sh PROSHARES ULTRASHORT S&P 500 B	September 28, 2011	September 28, 2011	60,590.01	60,784.99	(194.98)
2,500.00sh PROSHARES ULTRASHORT S&P 500 B	September 28, 2011	September 28, 2011	60,490.01	60,934.99	(444.98)
2,500.00sh PROSHARES ULTRASHORT S&P 500 B	September 28, 2011	September 28, 2011	60,415.01	61,009.99	(594.98)
600.00sh PROSHARES ULTRASHORT S&P 500 B	September 28, 2011	September 28, 2011	14,492.01	14,576.40	(84.39)
1,900.00sh PROSHARES ULTRASHORT S&P 500 B	September 28, 2011	September 28, 2011	45,904.00	46,158.59	(254.59)
2,500.00sh PROSHARES ULTRASHORT S&P 500 B	September 28, 2011	September 28, 2011	61,190.01	61,109.99	80.02
2,500.00sh PROSHARES ULTRASHORT S&P 500 B	September 28, 2011	September 28, 2011	61,665.01	61,084.99	580.02
2,500.00sh PROSHARES ULTRASHORT S&P 500 B	September 28, 2011	September 28, 2011	61,565.01	61,209.99	355.02
2,500.00sh PROSHARES ULTRASHORT S&P 500 B	September 28, 2011	September 29, 2011	60,165.01	61,309.99	(1,144.98)
2,500.00sh PROSHARES ULTRASHORT S&P 500 B	September 28, 2011	September 29, 2011	60,090.01	61,384.99	(1,294.98)
2,500.00sh PROSHARES ULTRASHORT S&P 500 B	September 28, 2011	September 29, 2011	61,770.00	61,409.99	360.01
2,500.00sh PROSHARES ULTRASHORT S&P 500 B	September 28, 2011	September 29, 2011	61,770.00	61,484.99	285.01
300.00sh PROSHARES ULTRASHORT S&P 500 B	September 29, 2011	September 29, 2011	7,403.40	7,287.99	115.41
2,200.00sh PROSHARES ULTRASHORT S&P 500 B	September 29, 2011	September 29, 2011	54,291.60	53,350.00	941.60
2,500.00sh PROSHARES ULTRASHORT S&P 500 B	September 29, 2011	September 29, 2011	61,695.00	61,084.99	610.01
2,500.00sh PROSHARES ULTRASHORT S&P 500 B	September 29, 2011	September 29, 2011	61,515.01	61,284.99	230.02
2,500.00sh PROSHARES ULTRASHORT S&P 500 B	September 29, 2011	September 29, 2011	62,090.01	61,434.99	655.02
2,500.00sh PROSHARES ULTRASHORT S&P 500 B	September 29, 2011	September 29, 2011	61,790.01	61,534.99	255.02
1,000.00sh PROSHARES ULTRASHORT S&P 500 B	September 29, 2011	September 29, 2011	24,606.00	24,749.99	(143.99)
1,500.00sh PROSHARES ULTRASHORT S&P 500 B	September 29, 2011	September 29, 2011	36,909.01	37,110.00	(200.99)
1,600.00sh PROSHARES ULTRASHORT S&P 500 B	September 29, 2011	September 29, 2011	39,350.01	40,182.39	(832.38)
900.00sh PROSHARES ULTRASHORT S&P 500 B	September 29, 2011	September 29, 2011	22,140.00	22,602.60	(462.60)
400.00sh PROSHARES ULTRASHORT S&P 500 B	September 29, 2011	September 29, 2011	9,794.01	10,057.60	(263.59)
2,100.00sh PROSHARES ULTRASHORT S&P 500 B	September 29, 2011	September 29, 2011	51,471.00	52,802.39	(1,331.39)
1,600.00sh PROSHARES ULTRASHORT S&P 500 B	September 29, 2011	September 29, 2011	39,081.61	40,297.99	(1,216.38)
900.00sh PROSHARES ULTRASHORT S&P 500 B	September 29, 2011	September 29, 2011	21,983.40	22,653.00	(669.60)
100.00sh iPATH S&P 500 VIX SHORT-TERM C	August 23, 2011	September 30, 2011	4,188.00	5,222.99	(1,034.99)
300.00sh iPATH S&P 500 VIX SHORT-TERM C	August 23, 2011	September 30, 2011	12,564.00	15,636.00	(3,072.00)
200.00sh iPATH S&P 500 VIX SHORT-TERM C	August 23, 2011	September 30, 2011	8,376.00	10,674.00	(2,298.00)
200.00sh iPATH S&P 500 VIX SHORT-TERM C	September 26, 2011	September 30, 2011	9,745.34	10,674.00	(928.66)
2,500.00sh PROSHARES ULTRASHORT S&P 500 B	September 29, 2011	September 30, 2011	61,365.01	61,134.99	230.02
2,500.00sh PROSHARES ULTRASHORT S&P 500 B	September 30, 2011	September 30, 2011	61,690.01	62,509.99	(819.98)
840.00sh PROSHARES ULTRASHORT S&P 500 B	September 30, 2011	September 30, 2011	21,095.01	21,001.59	93.42
610.00sh PROSHARES ULTRASHORT S&P 500 B	September 30, 2011	September 30, 2011	15,319.00	15,237.80	81.20
150.00sh PROSHARES ULTRASHORT S&P 500 B	September 30, 2011	September 30, 2011	3,768.00	3,747.00	21.00
900.00sh PROSHARES ULTRASHORT S&P 500 B	September 30, 2011	September 30, 2011	22,599.00	22,482.00	117.00
2,500.00sh PROSHARES ULTRASHORT S&P 500 B	September 30, 2011	September 30, 2011	62,715.01	62,084.99	630.02
2,500.00sh PROSHARES ULTRASHORT S&P 500 B	September 30, 2011	September 30, 2011	62,690.01	62,159.99	530.02
2,500.00sh PROSHARES ULTRASHORT S&P 500 B	September 30, 2011	September 30, 2011	62,540.01	62,434.99	105.02
2,500.00sh PROSHARES ULTRASHORT S&P 500 B	September 30, 2011	September 30, 2011	62,565.01	62,484.99	80.02
600.00sh PROSHARES ULTRASHORT S&P 500 B	September 30, 2011	September 30, 2011	15,213.60	15,021.99	191.61
1,900.00sh PROSHARES ULTRASHORT S&P 500 B	September 30, 2011	September 30, 2011	48,176.41	47,519.00	657.41
100.00sh iPATH S&P 500 VIX SHORT-TERM C	September 26, 2011	October 03, 2011	4,872.67	5,514.50	(641.83)
300.00sh iPATH S&P 500 VIX SHORT-TERM C	September 26, 2011	October 03, 2011	14,543.01	16,543.49	(2,000.48)
2,500.00sh PROSHARES ULTRASHORT S&P 500 B	September 30, 2011	October 03, 2011	65,890.01	62,584.99	3,305.02
2,500.00sh PROSHARES ULTRASHORT S&P 500 B	October 03, 2011	October 03, 2011	66,345.01	67,384.99	(1,039.98)
2,500.00sh PROSHARES ULTRASHORT S&P 500 B	October 03, 2011	October 03, 2011	66,345.01	67,159.99	(814.99)
2,500.00sh PROSHARES ULTRASHORT S&P 500 B	October 03, 2011	October 03, 2011	66,570.01	67,084.99	(514.99)
2,500.00sh PROSHARES ULTRASHORT S&P 500 B	October 03, 2011	October 03, 2011	66,570.01	66,684.99	(114.99)
2,500.00sh PROSHARES ULTRASHORT S&P 500 B	October 03, 2011	October 03, 2011	66,375.00	66,934.99	(559.99)
245.00sh PROSHARES ULTRASHORT S&P 500 B	October 03, 2011	October 03, 2011	6,504.75	6,566.98	(62.23)
1,100.00sh PROSHARES ULTRASHORT S&P 500 B	October 03, 2011	October 03, 2011	29,205.00	29,484.40	(279.40)
300.00sh PROSHARES ULTRASHORT S&P 500 B	October 03, 2011	October 03, 2011	7,968.00	8,041.20	(73.20)
855.00sh PROSHARES ULTRASHORT S&P 500 B	October 03, 2011	October 03, 2011	22,698.81	22,917.42	(218.61)
2,500.00sh PROSHARES ULTRASHORT S&P 500 B	October 03, 2011	October 03, 2011	66,195.01	66,784.99	(589.99)
2,500.00sh PROSHARES ULTRASHORT S&P 500 B	October 03, 2011	October 03, 2011	66,195.01	66,634.99	(439.99)
2,500.00sh PROSHARES ULTRASHORT S&P 500 B	October 03, 2011	October 03, 2011	65,800.00	66,534.99	(734.99)

Part I Short-Term Capital Gains and Losses - Assets Held One Year or Less					
(a) Description of Property	(b) Date acquired	(c) Date sold	(d) Sales price	(e) Cost basis	(f) Gain (loss)
2,200.00sh PROSHARES ULTRASHORT S&P 500 B	October 03, 2011	October 03, 2011	57,904.00	58,528.79	(624.79)
300.00sh PROSHARES ULTRASHORT S&P 500 B	October 03, 2011	October 03, 2011	7,889.01	7,981.20	(92.19)
5,000.00sh PROSHARES ULTRASHORT S&P 500 B	October 03, 2011	October 03, 2011	131,840.01	132,709.99	(869.98)
2,500.00sh PROSHARES ULTRASHORT S&P 500 B	October 03, 2011	October 03, 2011	66,125.00	66,059.99	65.01
1,500.00sh PROSHARES ULTRASHORT S&P 500 B	October 03, 2011	October 03, 2011	39,675.00	39,650.99	24.01
1,000.00sh PROSHARES ULTRASHORT S&P 500 B	October 03, 2011	October 03, 2011	26,450.01	26,434.00	16.01
2,500.00sh PROSHARES ULTRASHORT S&P 500 B	October 03, 2011	October 03, 2011	66,245.01	65,934.99	310.01
2,500.00sh PROSHARES ULTRASHORT S&P 500 B	October 03, 2011	October 03, 2011	66,245.01	65,809.99	435.01
2,500.00sh PROSHARES ULTRASHORT S&P 500 B	October 03, 2011	October 03, 2011	65,820.01	65,309.99	510.02
2,500.00sh PROSHARES ULTRASHORT S&P 500 B	October 03, 2011	October 03, 2011	65,820.01	65,259.99	560.02
2,500.00sh PROSHARES ULTRASHORT S&P 500 B	October 03, 2011	October 03, 2011	63,690.01	65,109.99	(1,419.98)
2,500.00sh PROSHARES ULTRASHORT S&P 500 B	October 03, 2011	October 03, 2011	63,565.01	65,059.99	(1,494.98)
100.00sh IPO: B&G FOODS INC COM BUY TR	April 12, 2011	October 04, 2011	1,529.00	1,677.00	(148.00)
100.00sh IPO: B&G FOODS INC COM BUY TR	April 12, 2011	October 04, 2011	1,529.00	1,676.00	(147.00)
100.00sh IPO: B&G FOODS INC COM BUY TR	April 12, 2011	October 04, 2011	1,529.00	1,675.00	(146.00)
200.00sh IPO: B&G FOODS INC COM BUY TR	April 12, 2011	October 04, 2011	3,058.00	3,359.99	(301.99)
200.00sh IPO: B&G FOODS INC COM BUY TR	August 09, 2011	October 04, 2011	3,060.00	3,366.00	(306.00)
200.00sh IPO: B&G FOODS INC COM BUY TR	August 09, 2011	October 04, 2011	3,057.34	3,366.00	(308.66)
100.00sh IPO: B&G FOODS INC COM BUY TR	August 09, 2011	October 04, 2011	1,528.67	1,683.00	(154.33)
2,500.00sh PROSHARES ULTRASHORT S&P 500 B	October 03, 2011	October 04, 2011	66,240.01	64,959.99	1,280.02
2,500.00sh PROSHARES ULTRASHORT S&P 500 B	October 03, 2011	October 04, 2011	66,590.01	64,609.99	1,980.02
2,500.00sh PROSHARES ULTRASHORT S&P 500 B	October 03, 2011	October 04, 2011	67,015.01	64,784.99	2,230.02
2,500.00sh PROSHARES ULTRASHORT S&P 500 B	October 03, 2011	October 04, 2011	67,790.01	64,459.99	3,330.02
1,100.00sh PROSHARES ULTRASHORT S&P 500 B	October 03, 2011	October 04, 2011	29,783.60	28,270.00	1,513.60
1,400.00sh PROSHARES ULTRASHORT S&P 500 B	October 03, 2011	October 04, 2011	37,906.41	35,989.99	1,916.42
200.00sh PROSHARES ULTRASHORT S&P 500 B	October 04, 2011	October 04, 2011	5,441.20	5,406.00	35.20
2,300.00sh PROSHARES ULTRASHORT S&P 500 B	October 04, 2011	October 04, 2011	62,573.81	62,201.99	371.82
1,300.00sh PROSHARES ULTRASHORT S&P 500 B	October 04, 2011	October 04, 2011	35,357.40	35,152.00	205.40
1,200.00sh PROSHARES ULTRASHORT S&P 500 B	October 04, 2011	October 04, 2011	32,637.60	32,469.99	167.61
2,000.00sh PROSHARES ULTRASHORT S&P 500 B	October 04, 2011	October 04, 2011	54,396.00	55,860.00	(1,464.00)
500.00sh PROSHARES ULTRASHORT S&P 500 B	October 04, 2011	October 04, 2011	13,599.00	13,974.99	(375.99)
2,500.00sh PROSHARES ULTRASHORT S&P 500 B	October 04, 2011	October 04, 2011	68,525.00	69,634.99	(1,109.99)
1,300.00sh PROSHARES ULTRASHORT S&P 500 B	October 04, 2011	October 04, 2011	35,633.00	36,080.19	(447.19)
1,200.00sh PROSHARES ULTRASHORT S&P 500 B	October 04, 2011	October 04, 2011	32,882.01	33,304.80	(422.79)
1,500.00sh PROSHARES ULTRASHORT S&P 500 B	October 04, 2011	October 04, 2011	41,308.00	41,340.00	(32.00)
1,000.00sh PROSHARES ULTRASHORT S&P 500 B	October 04, 2011	October 04, 2011	27,538.67	27,569.99	(31.32)
1,100.00sh PROSHARES ULTRASHORT S&P 500 B	October 04, 2011	October 04, 2011	30,292.53	30,294.00	(1.47)
1,400.00sh PROSHARES ULTRASHORT S&P 500 B	October 04, 2011	October 04, 2011	38,554.14	38,579.99	(25.85)
2,500.00sh PROSHARES ULTRASHORT S&P 500 B	October 04, 2011	October 04, 2011	68,846.67	68,809.99	36.68
2,500.00sh PROSHARES ULTRASHORT S&P 500 B	October 04, 2011	October 04, 2011	67,065.01	68,634.99	(1,569.98)
2,500.00sh PROSHARES ULTRASHORT S&P 500 B	October 04, 2011	October 04, 2011	67,215.01	68,434.99	(1,219.98)
2,500.00sh PROSHARES ULTRASHORT S&P 500 B	October 04, 2011	October 04, 2011	67,240.01	68,159.99	(919.98)
2,500.00sh PROSHARES ULTRASHORT S&P 500 B	October 04, 2011	October 04, 2011	67,490.01	67,509.99	(19.98)
2,500.00sh PROSHARES ULTRASHORT S&P 500 B	October 04, 2011	October 04, 2011	67,615.01	68,434.99	(819.98)
2,000.00sh PROSHARES ULTRASHORT S&P 500 B	October 04, 2011	October 04, 2011	54,520.00	54,707.99	(187.99)
500.00sh PROSHARES ULTRASHORT S&P 500 B	October 04, 2011	October 04, 2011	13,628.33	13,677.00	(48.66)
2,500.00sh PROSHARES ULTRASHORT S&P 500 B	October 04, 2011	October 04, 2011	68,141.68	68,384.99	(243.32)
2,000.00sh PROSHARES ULTRASHORT S&P 500 B	October 04, 2011	October 04, 2011	54,700.00	54,667.99	32.01
500.00sh PROSHARES ULTRASHORT S&P 500 B	October 04, 2011	October 04, 2011	13,673.33	13,667.00	6.33
2,500.00sh PROSHARES ULTRASHORT S&P 500 B	October 04, 2011	October 04, 2011	68,366.68	69,604.99	(1,238.32)
2,500.00sh PROSHARES ULTRASHORT S&P 500 B	October 04, 2011	October 04, 2011	68,745.01	69,604.99	(859.99)
2,500.00sh PROSHARES ULTRASHORT S&P 500 B	October 04, 2011	October 04, 2011	68,745.01	70,259.99	(1,514.98)
2,500.00sh PROSHARES ULTRASHORT S&P 500 B	October 04, 2011	October 04, 2011	69,595.01	70,384.99	(789.99)
1,000.00sh PROSHARES ULTRASHORT S&P 500 B	October 04, 2011	October 04, 2011	27,838.00	27,960.00	(122.00)
1,400.00sh PROSHARES ULTRASHORT S&P 500 B	October 04, 2011	October 04, 2011	38,973.20	39,144.00	(170.80)
100.00sh PROSHARES ULTRASHORT S&P 500 B	October 04, 2011	October 04, 2011	2,783.80	2,806.99	(23.19)
2,500.00sh PROSHARES ULTRASHORT S&P 500 B	October 04, 2011	October 04, 2011	69,970.01	69,734.99	235.01
2,500.00sh PROSHARES ULTRASHORT S&P 500 B	October 04, 2011	October 04, 2011	69,970.01	69,434.99	535.01
2,500.00sh PROSHARES ULTRASHORT S&P 500 B	October 04, 2011	October 04, 2011	69,495.01	69,434.99	60.01
2,500.00sh PROSHARES ULTRASHORT S&P 500 B	October 04, 2011	October 04, 2011	69,495.01	69,309.99	185.01
500.00sh SPDR TR UNIT SER 1 BUY TRADE 2	October 04, 2011	October 05, 2011	57,220.01	55,760.00	1,460.02
500.00sh SPDR TR UNIT SER 1 BUY TRADE 2	October 04, 2011	October 05, 2011	57,165.01	55,760.00	1,405.02
500.00sh SPDR TR UNIT SER 1 BUY TRADE 2	October 04, 2011	October 05, 2011	57,070.01	55,990.00	1,480.02
100.00sh SPDR TR UNIT SER 1 BUY TRADE 2	October 04, 2011	October 05, 2011	11,370.00	11,118.00	252.00
400.00sh SPDR TR UNIT SER 1 BUY TRADE 2	October 04, 2011	October 05, 2011	45,479.56	44,472.00	1,007.56
500.00sh SPDR TR UNIT SER 1 BUY TRADE 2	October 04, 2011	October 05, 2011	56,849.45	55,150.00	1,699.45
100.00sh SPDR TR UNIT SER 1 BUY TRADE 2	October 04, 2011	October 05, 2011	11,247.00	11,030.00	217.00
400.00sh SPDR TR UNIT SER 1 BUY TRADE 2	October 04, 2011	October 05, 2011	44,988.00	44,129.99	858.01
500.00sh SPDR TR UNIT SER 1 BUY TRADE 2	October 05, 2011	October 05, 2011	56,235.00	57,000.00	(764.99)
500.00sh SPDR TR UNIT SER 1 BUY TRADE 2	October 05, 2011	October 05, 2011	56,400.00	57,000.00	(599.99)
500.00sh SPDR TR UNIT SER 1 BUY TRADE 2	October 05, 2011	October 05, 2011	56,400.00	56,935.00	(534.99)
500.00sh SPDR TR UNIT SER 1 BUY TRADE 2	October 05, 2011	October 05, 2011	56,435.00	56,935.00	(499.99)
500.00sh SPDR TR UNIT SER 1 BUY TRADE 2	October 05, 2011	October 05, 2011	56,435.00	56,920.00	(484.99)
500.00sh SPDR TR UNIT SER 1 BUY TRADE 2	October 05, 2011	October 05, 2011	56,465.00	56,920.00	(454.99)
500.00sh SPDR TR UNIT SER 1 BUY TRADE 2	October 05, 2011	October 05, 2011	56,465.00	56,760.00	(294.99)
2,500.00sh PROSHARES ULTRASHORT S&P 500 B	October 05, 2011	October 05, 2011	63,990.01	64,659.99	(669.98)
500.00sh SPDR TR UNIT SER 1 BUY TRADE 2	October 05, 2011	October 05, 2011	55,945.00	56,760.00	(814.99)
500.00sh SPDR TR UNIT SER 1 BUY TRADE 2	October 05, 2011	October 05, 2011	55,945.00	56,750.00	(804.99)
500.00sh SPDR TR UNIT SER 1 BUY TRADE 2	October 05, 2011	October 05, 2011	56,035.00	56,750.00	(714.99)
500.00sh SPDR TR UNIT SER 1 BUY TRADE 2	October 05, 2011	October 05, 2011	56,035.00	56,615.00	(579.99)
500.00sh SPDR TR UNIT SER 1 BUY TRADE 2	October 05, 2011	October 05, 2011	56,055.00	56,615.00	(559.99)
500.00sh SPDR TR UNIT SER 1 BUY TRADE 2	October 05, 2011	October 05, 2011	56,055.00	56,510.00	(454.99)
500.00sh SPDR TR UNIT SER 1 BUY TRADE 2	October 05, 2011	October 06, 2011	58,080.01	56,510.00	1,570.01
500.00sh SPDR TR UNIT SER 1 BUY TRADE 2	October 05, 2011	October 06, 2011	58,080.01	56,355.00	1,725.01
500.00sh SPDR TR UNIT SER 1 BUY TRADE 2	October 05, 2011	October 06, 2011	57,590.01	56,355.00	1,235.01
500.00sh SPDR TR UNIT SER 1 BUY TRADE 2	October 05, 2011	October 06, 2011	57,590.00	56,455.00	1,135.01

Part I Short-Term Capital Gains and Losses - Assets Held One Year or Less					
(a) Description of Property	(b) Date acquired	(c) Date sold	(d) Sales price	(e) Cost basis	(f) Gain (loss)
500.00sh SPDR TR UNIT SER 1 BUY TRADE 2	October 05, 2011	October 06, 2011	57,730.01	56,455.00	1,275.01
500.00sh SPDR TR UNIT SER 1 BUY TRADE 2	October 06, 2011	October 06, 2011	57,730.00	57,595.00	135.01
500.00sh SPDR TR UNIT SER 1 BUY TRADE 2	October 06, 2011	October 06, 2011	57,345.00	57,595.00	(249.99)
500.00sh SPDR TR UNIT SER 1 BUY TRADE 2	October 06, 2011	October 06, 2011	57,345.00	57,485.00	(139.99)
500.00sh SPDR TR UNIT SER 1 BUY TRADE 2	October 06, 2011	October 06, 2011	57,050.00	57,485.00	(434.99)
500.00sh SPDR TR UNIT SER 1 BUY TRADE 2	October 06, 2011	October 06, 2011	57,050.00	57,435.00	(384.99)
100.00sh AFLAC INC CM BUY TRADE 1000 @35.9074	September 15, 2011	October 07, 2011	3,698.00	3,592.00	106.00
400.00sh AFLAC INC CM BUY TRADE 1000 @35.9074	September 15, 2011	October 07, 2011	14,786.01	14,368.00	418.01
400.00sh ACCRETIVE HEALTH INC COM BUY TRADE 1000 @24.48	September 15, 2011	October 07, 2011	8,532.00	9,796.00	(1,264.00)
600.00sh ACCRETIVE HEALTH INC COM BUY TRADE 1000 @24.48	September 15, 2011	October 07, 2011	12,794.01	14,693.99	(1,899.98)
1,000.00sh ATP OIL & GAS CORP COM BUY TRA	September 20, 2011	October 07, 2011	7,490.01	11,429.99	(3,939.98)
1,000.00sh ATP OIL & GAS CORP COM BUY TRA	September 20, 2011	October 07, 2011	7,535.00	11,439.99	(3,904.99)
1,000.00sh ATP OIL & GAS CORP COM BUY TRA	September 21, 2011	October 07, 2011	7,535.01	11,015.00	(3,479.99)
500.00sh SPDR TR UNIT SER 1 BUY TRADE 2	October 06, 2011	October 07, 2011	57,820.00	57,435.00	385.01
500.00sh SPDR TR UNIT SER 1 BUY TRADE 2	October 06, 2011	October 07, 2011	57,820.01	57,303.33	516.68
1,000.00sh SPDR TR UNIT SER 1 BUY TRADE 2	October 06, 2011	October 07, 2011	116,120.01	114,606.66	1,513.35
1,000.00sh SPDR TR UNIT SER 1 BUY TRADE 2	October 07, 2011	October 07, 2011	116,265.01	116,949.99	(684.99)
1,000.00sh SPDR TR UNIT SER 1 BUY TRADE 2	October 07, 2011	October 07, 2011	116,265.01	116,679.99	(414.99)
1,000.00sh SPDR TR UNIT SER 1 BUY TRADE 2	October 07, 2011	October 07, 2011	116,335.01	116,499.99	(164.99)
1,000.00sh SPDR TR UNIT SER 1 BUY TRADE 2	October 07, 2011	October 07, 2011	116,335.01	116,174.99	160.01
2,500.00sh PROSHARES ULTRASHORT S&P 500 B	October 07, 2011	October 07, 2011	60,215.01	61,209.99	(994.98)
1,100.00sh PROSHARES ULTRASHORT S&P 500 B	October 07, 2011	October 07, 2011	26,648.60	26,906.00	(257.40)
1,400.00sh PROSHARES ULTRASHORT S&P 500 B	October 07, 2011	October 07, 2011	33,916.41	34,253.99	(337.58)
1,500.00sh PROSHARES ULTRASHORT S&P 500 B	October 07, 2011	October 07, 2011	36,390.00	36,635.99	(245.99)
1,000.00sh PROSHARES ULTRASHORT S&P 500 B	October 07, 2011	October 07, 2011	24,260.01	24,424.00	(163.99)
2,500.00sh PROSHARES ULTRASHORT S&P 500 B	October 07, 2011	October 07, 2011	60,690.01	61,009.99	(319.98)
1,000.00sh SPDR TR UNIT SER 1 BUY TRADE 2	October 07, 2011	October 07, 2011	115,350.01	116,174.99	(824.99)
1,000.00sh SPDR TR UNIT SER 1 BUY TRADE 2	October 07, 2011	October 07, 2011	115,400.01	116,174.99	(774.99)
1,000.00sh SPDR TR UNIT SER 1 BUY TRADE 2	October 07, 2011	October 07, 2011	115,820.01	116,174.99	(354.99)
1,000.00sh SPDR TR UNIT SER 1 BUY TRADE 2	October 07, 2011	October 07, 2011	115,930.01	115,919.99	10.02
1,000.00sh SPDR TR UNIT SER 1 BUY TRADE 2	October 07, 2011	October 07, 2011	116,150.01	115,879.99	270.02
1,000.00sh SPDR TR UNIT SER 1 BUY TRADE 2	October 07, 2011	October 07, 2011	116,260.01	117,249.99	(989.98)
700.00sh SPDR TR UNIT SER 1 BUY TRADE 2	October 07, 2011	October 07, 2011	81,529.00	82,018.99	(489.99)
200.00sh SPDR TR UNIT SER 1 BUY TRADE 2	October 07, 2011	October 07, 2011	23,296.00	23,434.00	(138.00)
100.00sh SPDR TR UNIT SER 1 BUY TRADE 2	October 07, 2011	October 07, 2011	11,639.01	11,717.00	(77.99)
1,000.00sh SPDR TR UNIT SER 1 BUY TRADE 2	October 07, 2011	October 07, 2011	116,495.01	117,149.99	(654.99)
1,000.00sh SPDR TR UNIT SER 1 BUY TRADE 2	October 07, 2011	October 07, 2011	116,495.01	117,079.99	(584.99)
1,000.00sh SPDR TR UNIT SER 1 BUY TRADE 2	October 07, 2011	October 10, 2011	118,320.01	116,719.99	1,600.02
1,000.00sh SPDR TR UNIT SER 1 BUY TRADE 2	October 10, 2011	October 10, 2011	118,430.01	119,529.99	(1,099.98)
1,000.00sh SPDR TR UNIT SER 1 BUY TRADE 2	October 10, 2011	October 10, 2011	118,500.01	119,079.99	(579.98)
500.00sh SPDR TR UNIT SER 1 BUY TRADE 2	October 10, 2011	October 10, 2011	59,355.00	59,375.00	(20.00)
500.00sh SPDR TR UNIT SER 1 BUY TRADE 2	October 10, 2011	October 10, 2011	59,350.01	59,375.00	(24.99)
1,000.00sh SPDR TR UNIT SER 1 BUY TRADE 2	October 10, 2011	October 10, 2011	118,770.01	118,699.99	70.02
1,000.00sh SPDR TR UNIT SER 1 BUY TRADE 2	October 10, 2011	October 10, 2011	118,840.01	118,529.99	310.02
1,000.00sh SPDR TR UNIT SER 1 BUY TRADE 2	October 10, 2011	October 11, 2011	119,490.01	118,619.99	870.02
1,000.00sh SPDR TR UNIT SER 1 BUY TRADE 2	October 10, 2011	October 11, 2011	119,520.01	118,659.99	860.02
1,000.00sh SPDR TR UNIT SER 1 BUY TRADE 2	October 10, 2011	October 11, 2011	119,560.01	118,589.99	970.02
500.00sh SPDR TR UNIT SER 1 BUY TRADE 2	October 10, 2011	October 11, 2011	59,645.00	59,555.00	90.00
500.00sh SPDR TR UNIT SER 1 BUY TRADE 2	October 10, 2011	October 11, 2011	59,645.00	59,569.99	75.01
1,000.00sh SPDR TR UNIT SER 1 BUY TRADE 2	October 10, 2011	October 11, 2011	119,370.01	119,019.99	350.02
1,000.00sh SPDR TR UNIT SER 1 BUY TRADE 2	October 10, 2011	October 11, 2011	119,370.01	118,529.99	840.02
1,000.00sh SPDR TR UNIT SER 1 BUY TRADE 2	October 11, 2011	October 11, 2011	119,420.01	119,689.99	(269.98)
50.00sh SPDR TR UNIT SER 1 BUY TRADE 2	October 11, 2011	October 11, 2011	5,972.50	5,969.25	3.25
950.00sh SPDR TR UNIT SER 1 BUY TRADE 2	October 11, 2011	October 11, 2011	113,467.51	113,415.75	51.76
1,000.00sh SPDR TR UNIT SER 1 BUY TRADE 2	October 11, 2011	October 11, 2011	119,590.01	119,384.99	205.01
1,000.00sh SPDR TR UNIT SER 1 BUY TRADE 2	October 11, 2011	October 11, 2011	119,580.01	119,839.99	(259.98)
1,000.00sh SPDR TR UNIT SER 1 BUY TRADE 2	October 11, 2011	October 12, 2011	120,800.01	119,799.99	1,000.02
400.00sh SPDR TR UNIT SER 1 BUY TRADE 2	October 11, 2011	October 12, 2011	48,356.00	47,964.00	392.00
600.00sh SPDR TR UNIT SER 1 BUY TRADE 2	October 11, 2011	October 12, 2011	72,524.01	71,945.99	578.02
400.00sh SPDR TR UNIT SER 1 BUY TRADE 2	October 11, 2011	October 12, 2011	48,424.00	47,880.00	544.00
600.00sh SPDR TR UNIT SER 1 BUY TRADE 2	October 11, 2011	October 12, 2011	72,636.01	71,829.99	806.02
1,000.00sh SPDR TR UNIT SER 1 BUY TRADE 2	October 11, 2011	October 12, 2011	121,120.01	119,489.99	1,630.02
1,000.00sh SPDR TR UNIT SER 1 BUY TRADE 2	October 11, 2011	October 12, 2011	121,180.01	119,179.99	2,000.02
1,000.00sh SPDR TR UNIT SER 1 BUY TRADE 2	October 12, 2011	October 12, 2011	121,240.01	121,559.99	(319.98)
1,000.00sh SPDR TR UNIT SER 1 BUY TRADE 2	October 12, 2011	October 12, 2011	121,310.01	121,439.99	(129.98)
1,000.00sh SPDR TR UNIT SER 1 BUY TRADE 2	October 12, 2011	October 12, 2011	121,350.01	122,129.99	(779.98)
1,000.00sh SPDR TR UNIT SER 1 BUY TRADE 2	October 12, 2011	October 12, 2011	121,690.01	121,519.99	170.02
1,000.00sh SPDR TR UNIT SER 1 BUY TRADE 2	October 12, 2011	October 12, 2011	121,770.01	121,509.99	260.02
1,000.00sh SPDR TR UNIT SER 1 BUY TRADE 2	October 12, 2011	October 12, 2011	121,830.01	121,409.99	420.02
1,000.00sh SPDR TR UNIT SER 1 BUY TRADE 2	October 12, 2011	October 12, 2011	121,020.01	120,989.99	30.02
20.00sh GOOGLE INC CL A BUY TRADE 100	August 17, 2011	October 13, 2011	11,084.60	10,816.26	268.34
30.00sh GOOGLE INC CL A BUY TRADE 100	August 23, 2011	October 13, 2011	16,626.90	15,489.99	1,136.91
30.00sh GOOGLE INC CL A BUY TRADE 100	September 08, 2011	October 13, 2011	16,626.90	16,164.99	461.91
200.00sh ANCESTRY.COM INC COM BUY TRADE	September 14, 2011	October 13, 2011	4,800.00	5,842.00	(1,041.99)
20.00sh GOOGLE INC CL A BUY TRADE 100	September 16, 2011	October 13, 2011	11,084.60	10,934.79	149.81
300.00sh ANCESTRY.COM INC COM BUY TRADE	September 20, 2011	October 13, 2011	7,200.01	8,742.99	(1,542.98)
1,000.00sh SPDR TR UNIT SER 1 BUY TRADE 2	October 12, 2011	October 13, 2011	120,260.01	120,889.99	(629.98)
1,000.00sh SPDR TR UNIT SER 1 BUY TRADE 2	October 12, 2011	October 13, 2011	120,360.01	120,799.99	(439.98)
500.00sh SPDR TR UNIT SER 1 BUY TRADE 2	October 13, 2011	October 13, 2011	59,680.00	60,264.99	(584.99)
500.00sh SPDR TR UNIT SER 1 BUY TRADE 2	October 13, 2011	October 13, 2011	59,680.00	60,355.00	(674.99)
500.00sh SPDR TR UNIT SER 1 BUY TRADE 2	October 13, 2011	October 13, 2011	59,617.50	60,355.00	(737.49)
1,000.00sh SPDR TR UNIT SER 1 BUY TRADE 2	October 13, 2011	October 13, 2011	119,235.01	120,649.99	(1,414.98)
500.00sh SPDR TR UNIT SER 1 BUY TRADE 2	October 13, 2011	October 13, 2011	59,617.50	60,295.00	(677.49)
500.00sh SPDR TR UNIT SER 1 BUY TRADE 2	October 13, 2011	October 13, 2011	59,662.50	60,295.00	(632.49)
1,000.00sh SPDR TR UNIT SER 1 BUY TRADE 2	October 13, 2011	October 13, 2011	119,325.01	120,279.99	(954.99)
500.00sh SPDR TR UNIT SER 1 BUY TRADE 2	October 13, 2011	October 13, 2011	59,662.50	60,070.00	(407.49)

Part I Short-Term Capital Gains and Losses - Assets Held One Year or Less						
(a) Description of Property	(b) Date acquired	(c) Date sold	(d) Sales price	(e) Cost basis	(f) Gain (loss)	
500.00sh SPDR TR UNIT SER 1 BUY TRADE 2	October 13, 2011	October 13, 2011	59,852.50	60,070.00	(217.49)	
1,000.00sh SPDR TR UNIT SER 1 BUY TRADE 2	October 13, 2011	October 13, 2011	119,705.01	120,059.99	(354.99)	
500.00sh SPDR TR UNIT SER 1 BUY TRADE 2	October 13, 2011	October 13, 2011	59,852.50	60,020.00	(167.49)	
1,000.00sh ATP OIL & GAS CORP COM BUY TRA	September 21, 2011	October 14, 2011	10,610.01	11,015.00	(404.99)	
500.00sh ANCESTRY.COM INC COM BUY TRADE	September 26, 2011	October 14, 2011	11,770.00	12,754.99	(984.99)	
200.00sh ANCESTRY.COM INC COM BUY TRADE	September 26, 2011	October 14, 2011	4,708.00	5,155.99	(447.99)	
200.00sh ANCESTRY.COM INC COM BUY TRADE	September 30, 2011	October 14, 2011	4,708.00	4,965.99	(257.99)	
41.00sh ANCESTRY.COM INC COM BUY TRADE	September 30, 2011	October 14, 2011	965.14	1,015.57	(50.43)	
59.00sh ANCESTRY.COM INC COM BUY TRADE	September 30, 2011	October 14, 2011	1,378.87	1,461.43	(82.56)	
5,000.00sh SPRINT NEXTEL CORP COM BUY TRA	October 11, 2011	October 14, 2011	14,390.01	12,059.99	2,330.02	
500.00sh SPDR TR UNIT SER 1 BUY TRADE 2	October 13, 2011	October 14, 2011	60,860.00	60,020.00	840.01	
500.00sh SPDR TR UNIT SER 1 BUY TRADE 2	October 13, 2011	October 14, 2011	60,860.00	59,840.00	1,020.01	
500.00sh SPDR TR UNIT SER 1 BUY TRADE 2	October 13, 2011	October 14, 2011	60,650.00	59,840.00	810.01	
500.00sh SPDR TR UNIT SER 1 BUY TRADE 2	October 13, 2011	October 14, 2011	60,650.00	59,825.00	825.01	
500.00sh SPDR TR UNIT SER 1 BUY TRADE 2	October 13, 2011	October 14, 2011	60,850.00	59,825.00	1,025.01	
500.00sh SPDR TR UNIT SER 1 BUY TRADE 2	October 13, 2011	October 14, 2011	60,850.00	59,950.00	900.01	
300.00sh SPDR TR UNIT SER 1 BUY TRADE 2	October 13, 2011	October 14, 2011	36,546.00	35,970.00	576.00	
200.00sh SPDR TR UNIT SER 1 BUY TRADE 2	October 13, 2011	October 14, 2011	24,354.01	23,980.00	374.01	
500.00sh EZCORP INC CL A NON VTG BUY TR	May 09, 2011	October 17, 2011	13,875.01	15,255.00	(1,379.98)	
300.00sh EZCORP INC CL A NON VTG BUY TR	May 18, 2011	October 17, 2011	8,361.00	9,131.99	(770.99)	
200.00sh EZCORP INC CL A NON VTG BUY TR	May 18, 2011	October 17, 2011	5,566.01	6,088.00	(521.99)	
200.00sh EZCORP INC CL A NON VTG BUY TR	May 31, 2011	October 17, 2011	5,590.00	6,443.99	(853.99)	
200.00sh EZCORP INC CL A NON VTG BUY TR	June 02, 2011	October 17, 2011	5,590.00	6,276.00	(686.00)	
59.00sh EZCORP INC CL A NON VTG BUY TR	June 02, 2011	October 17, 2011	1,644.34	1,851.42	(207.08)	
41.00sh EZCORP INC CL A NON VTG BUY TR	June 02, 2011	October 17, 2011	1,142.67	1,299.03	(156.36)	
50.00sh APPLE INC COM BUY TRADE 100 @1	September 06, 2011	October 17, 2011	21,009.36	18,689.49	2,319.87	
20.00sh APPLE INC COM BUY TRADE 100 @1	September 08, 2011	October 17, 2011	8,403.75	7,773.20	630.55	
500.00sh ARCELORMITTAL CL A CL A NY REGISTRY BUY TRADE 1500 @18.8684	September 15, 2011	October 17, 2011	9,330.01	9,514.99	(184.98)	
122.00sh ACCRETIVE HEALTH INC COM BUY TRADE 1000 @24.48	September 15, 2011	October 17, 2011	2,511.98	2,987.78	(475.80)	
378.00sh ACCRETIVE HEALTH INC COM BUY TRADE 1000 @24.48	September 15, 2011	October 17, 2011	7,776.81	9,257.21	(1,480.40)	
500.00sh KLA-TENCOR CORP COM BUY TRADE 800 @39.1296	September 15, 2011	October 17, 2011	21,530.01	19,571.24	1,958.77	
100.00sh AFLAC INC CM BUY TRADE 1000 @35.9074	September 15, 2011	October 17, 2011	4,029.00	3,592.00	437.00	
300.00sh AFLAC INC CM BUY TRADE 1000 @35.9074	September 15, 2011	October 17, 2011	12,087.00	10,776.00	1,311.00	
100.00sh AFLAC INC CM BUY TRADE 1000 @35.9074	September 15, 2011	October 17, 2011	4,019.01	3,592.00	427.01	
1,000.00sh ATP OIL & GAS CORP COM BUY TRA	September 26, 2011	October 17, 2011	10,000.01	9,289.99	710.02	
1,000.00sh SPDR TR UNIT SER 1 BUY TRADE 2	October 13, 2011	October 17, 2011	120,080.01	119,829.99	250.02	
550.00sh SPDR TR UNIT SER 1 BUY TRADE 2	October 13, 2011	October 17, 2011	66,071.51	65,846.00	225.51	
450.00sh SPDR TR UNIT SER 1 BUY TRADE 2	October 13, 2011	October 17, 2011	54,058.50	53,881.60	176.90	
700.00sh SPDR TR UNIT SER 1 BUY TRADE 2	October 13, 2011	October 17, 2011	84,238.00	83,815.82	422.18	
300.00sh SPDR TR UNIT SER 1 BUY TRADE 2	October 13, 2011	October 17, 2011	36,095.01	35,921.07	173.94	
1,000.00sh SPDR TR UNIT SER 1 BUY TRADE 2	October 14, 2011	October 17, 2011	120,570.01	122,229.99	(1,659.98)	
900.00sh SPDR TR UNIT SER 1 BUY TRADE 2	October 14, 2011	October 17, 2011	108,675.01	109,935.00	(1,259.99)	
100.00sh SPDR TR UNIT SER 1 BUY TRADE 2	October 14, 2011	October 17, 2011	12,075.00	12,224.99	(149.99)	
1,000.00sh SPDR TR UNIT SER 1 BUY TRADE 2	October 14, 2011	October 17, 2011	121,040.01	122,079.99	(1,039.98)	
1,000.00sh SPDR TR UNIT SER 1 BUY TRADE 2	October 14, 2011	October 17, 2011	121,130.01	122,049.99	(919.98)	
1,000.00sh SPDR TR UNIT SER 1 BUY TRADE 2	October 14, 2011	October 17, 2011	121,190.01	121,559.99	(369.98)	
1,000.00sh SPDR TR UNIT SER 1 BUY TRADE 2	October 14, 2011	October 17, 2011	120,860.01	121,829.99	(969.98)	
1,000.00sh SPDR TR UNIT SER 1 BUY TRADE 2	October 14, 2011	October 17, 2011	121,040.01	121,619.99	(579.98)	
1,000.00sh SPDR TR UNIT SER 1 BUY TRADE 2	October 14, 2011	October 17, 2011	121,120.01	122,259.99	(1,139.98)	
1,000.00sh SPDR TR UNIT SER 1 BUY TRADE 2	October 17, 2011	October 17, 2011	121,150.01	120,759.99	390.02	
1,000.00sh SPDR TR UNIT SER 1 BUY TRADE 2	October 17, 2011	October 17, 2011	121,470.01	120,729.99	740.02	
1,000.00sh SPDR TR UNIT SER 1 BUY TRADE 2	October 17, 2011	October 17, 2011	121,530.01	120,679.99	850.02	
700.00sh SPDR TR UNIT SER 1 BUY TRADE 2	October 17, 2011	October 17, 2011	85,313.01	84,440.99	872.02	
100.00sh SPDR TR UNIT SER 1 BUY TRADE 2	October 17, 2011	October 17, 2011	12,163.01	12,063.00	100.01	
200.00sh SPDR TR UNIT SER 1 BUY TRADE 2	October 17, 2011	October 17, 2011	24,350.01	24,126.00	224.01	
1,000.00sh SPDR TR UNIT SER 1 BUY TRADE 2	October 17, 2011	October 18, 2011	122,540.01	121,379.99	1,160.02	
1,000.00sh SPDR TR UNIT SER 1 BUY TRADE 2	October 17, 2011	October 18, 2011	122,416.67	121,249.99	1,166.68	
1,000.00sh SPDR TR UNIT SER 1 BUY TRADE 2	October 18, 2011	October 18, 2011	122,416.67	123,419.99	(1,003.32)	
1,000.00sh SPDR TR UNIT SER 1 BUY TRADE 2	October 18, 2011	October 18, 2011	122,416.67	123,249.99	(833.32)	
1,000.00sh SPDR TR UNIT SER 1 BUY TRADE 2	October 18, 2011	October 18, 2011	122,270.01	122,939.99	(669.98)	
1,000.00sh SPDR TR UNIT SER 1 BUY TRADE 2	October 18, 2011	October 18, 2011	122,240.01	122,859.99	(619.98)	
600.00sh SPDR TR UNIT SER 1 BUY TRADE 2	October 18, 2011	October 18, 2011	72,612.01	73,638.00	(1,025.99)	
400.00sh SPDR TR UNIT SER 1 BUY TRADE 2	October 18, 2011	October 18, 2011	48,408.00	49,101.99	(693.99)	
1,000.00sh SPDR TR UNIT SER 1 BUY TRADE 2	October 18, 2011	October 18, 2011	119,220.01	121,789.99	(2,569.98)	
30.00sh APPLE INC COM BUY TRADE 100 @1	September 08, 2011	October 19, 2011	11,997.00	11,659.79	337.21	
70.00sh APPLE INC COM BUY TRADE 100 @1	September 21, 2011	October 19, 2011	27,993.01	29,441.29	(1,448.29)	
10,000.00sh SPRINT NEXTEL CORP COM BUY TRA	October 11, 2011	October 19, 2011	28,290.01	23,809.99	4,480.02	
500.00sh SPDR TR UNIT SER 1 BUY TRADE 2	October 18, 2011	October 19, 2011	60,455.00	60,875.00	(420.00)	
500.00sh SPDR TR UNIT SER 1 BUY TRADE 2	October 18, 2011	October 19, 2011	60,450.01	60,875.00	(424.99)	
600.00sh SPDR TR UNIT SER 1 BUY TRADE 2	October 18, 2011	October 19, 2011	72,882.01	72,750.00	132.01	
400.00sh SPDR TR UNIT SER 1 BUY TRADE 2	October 18, 2011	October 19, 2011	48,588.00	48,509.99	78.01	
1,000.00sh SPDR TR UNIT SER 1 BUY TRADE 2	October 18, 2011	October 19, 2011	121,830.01	120,959.99	870.02	
1,000.00sh SPDR TR UNIT SER 1 BUY TRADE 2	October 18, 2011	October 19, 2011	121,890.01	120,869.99	1,020.02	
800.00sh SPDR TR UNIT SER 1 BUY TRADE 2	October 18, 2011	October 19, 2011	97,760.01	96,696.00	1,064.01	
200.00sh SPDR TR UNIT SER 1 BUY TRADE 2	October 18, 2011	October 19, 2011	24,440.00	24,183.99	256.01	
1,000.00sh SPDR TR UNIT SER 1 BUY TRADE 2	October 18, 2011	October 19, 2011	122,300.01	120,729.99	1,570.02	
1,000.00sh SPDR TR UNIT SER 1 BUY TRADE 2	October 18, 2011	October 19, 2011	122,400.01	120,489.99	1,910.02	
1,000.00sh SPDR TR UNIT SER 1 BUY TRADE 2	October 18, 2011	October 19, 2011	122,520.01	120,419.99	2,100.02	
1,000.00sh SPDR TR UNIT SER 1 BUY TRADE 2	October 18, 2011	October 19, 2011	122,140.01	120,279.99	1,860.02	
1,000.00sh SPDR TR UNIT SER 1 BUY TRADE 2	October 19, 2011	October 19, 2011	122,200.01	121,159.99	1,040.02	
500.00sh SPDR TR UNIT SER 1 BUY TRADE 2	October 19, 2011	October 19, 2011	61,075.00	60,687.50	387.50	
500.00sh SPDR TR UNIT SER 1 BUY TRADE 2	October 19, 2011	October 19, 2011	61,070.01	60,687.50	382.51	
1,000.00sh ATP OIL & GAS CORP COM BUY TRA	September 26, 2011	October 20, 2011	9,830.01	9,519.99	310.02	
300.00sh SPDR GOLD TR GOLD SHS ETF BUY	September 26, 2011	October 20, 2011	47,270.01	47,463.33	(193.32)	
1,000.00sh SPDR TR UNIT SER 1 BUY TRADE 2	October 19, 2011	October 20, 2011	121,660.01	121,374.99	285.01	
1,000.00sh SPDR TR UNIT SER 1 BUY TRADE 2	October 19, 2011	October 20, 2011	120,900.01	121,399.99	(499.98)	

Part I Short-Term Capital Gains and Losses - Assets Held One Year or Less						
(a) Description of Property	(b) Date acquired	(c) Date sold	(d) Sales price	(e) Cost basis	(f) Gain (loss)	
1,000.00sh SPDR TR UNIT SER 1 BUY TRADE 2	October 19, 2011	October 20, 2011	119,850.01	122,879.99	(3,029.98)	
300.00sh SPDR TR UNIT SER 1 BUY TRADE 2	October 20, 2011	October 20, 2011	36,048.00	36,600.00	(552.00)	
200.00sh SPDR TR UNIT SER 1 BUY TRADE 2	October 20, 2011	October 20, 2011	24,022.01	24,400.00	(377.99)	
500.00sh SPDR TR UNIT SER 1 BUY TRADE 2	October 20, 2011	October 20, 2011	60,141.67	61,000.00	(858.33)	
1,000.00sh SPDR TR UNIT SER 1 BUY TRADE 2	October 20, 2011	October 20, 2011	120,283.34	121,899.99	(1,616.65)	
1,000.00sh SPDR TR UNIT SER 1 BUY TRADE 2	October 20, 2011	October 20, 2011	120,440.01	120,979.99	(539.98)	
1,000.00sh SPDR TR UNIT SER 1 BUY TRADE 2	October 20, 2011	October 20, 2011	120,880.01	120,949.99	(69.98)	
400.00sh SPDR TR UNIT SER 1 BUY TRADE 2	October 20, 2011	October 21, 2011	49,328.00	48,328.00	1,000.00	
200.00sh SPDR TR UNIT SER 1 BUY TRADE 2	October 20, 2011	October 21, 2011	24,664.00	24,164.00	500.00	
300.00sh SPDR TR UNIT SER 1 BUY TRADE 2	October 20, 2011	October 21, 2011	36,999.00	36,246.00	753.00	
100.00sh SPDR TR UNIT SER 1 BUY TRADE 2	October 20, 2011	October 21, 2011	12,324.01	12,082.00	242.01	
1,000.00sh SPDR TR UNIT SER 1 BUY TRADE 2	October 20, 2011	October 21, 2011	123,020.01	120,759.99	2,260.02	
1,000.00sh SPDR TR UNIT SER 1 BUY TRADE 2	October 20, 2011	October 21, 2011	122,740.01	121,699.99	1,040.02	
1,000.00sh SPDR TR UNIT SER 1 BUY TRADE 2	October 20, 2011	October 21, 2011	122,750.01	121,519.99	1,230.02	
700.00sh SPDR TR UNIT SER 1 BUY TRADE 2	October 21, 2011	October 21, 2011	85,981.00	86,554.99	(573.99)	
300.00sh SPDR TR UNIT SER 1 BUY TRADE 2	October 21, 2011	October 21, 2011	36,842.01	37,095.00	(252.99)	
2,500.00sh POWERSHARES US DOLLAR INDEX BULLISH FUND BUY TRADE 5000 @22.1399	September 28, 2011	October 24, 2011	53,690.01	55,355.00	(1,664.98)	
1,000.00sh SPDR TR UNIT SER 1 BUY TRADE 2	October 21, 2011	October 24, 2011	125,120.01	123,459.99	1,660.02	
1,000.00sh SPDR TR UNIT SER 1 BUY TRADE 2	October 21, 2011	October 24, 2011	125,130.01	123,329.99	1,800.02	
1,000.00sh SPDR TR UNIT SER 1 BUY TRADE 2	October 21, 2011	October 24, 2011	125,200.01	124,089.99	1,110.02	
1,000.00sh SPDR TR UNIT SER 1 BUY TRADE 2	October 21, 2011	October 24, 2011	125,620.01	123,809.99	1,810.02	
700.00sh SPDR TR UNIT SER 1 BUY TRADE 2	October 21, 2011	October 25, 2011	86,345.00	86,449.99	(104.99)	
300.00sh SPDR TR UNIT SER 1 BUY TRADE 2	October 21, 2011	October 25, 2011	36,998.01	37,050.00	(51.99)	
1,000.00sh SPDR TR UNIT SER 1 BUY TRADE 2	October 21, 2011	October 25, 2011	123,410.01	123,369.99	40.02	
1,000.00sh SPDR TR UNIT SER 1 BUY TRADE 2	October 24, 2011	October 25, 2011	123,450.01	125,129.99	(1,679.98)	
1,000.00sh SPDR TR UNIT SER 1 BUY TRADE 2	October 24, 2011	October 25, 2011	123,710.01	125,039.99	(1,329.98)	
1,000.00sh SPDR TR UNIT SER 1 BUY TRADE 2	October 25, 2011	October 25, 2011	123,760.01	124,009.99	(249.98)	
1,000.00sh SPDR TR UNIT SER 1 BUY TRADE 2	October 25, 2011	October 25, 2011	123,920.01	124,399.99	(479.98)	
1,000.00sh SPDR TR UNIT SER 1 BUY TRADE 2	October 25, 2011	October 25, 2011	124,010.01	124,009.99	0.02	
1,000.00sh SPDR TR UNIT SER 1 BUY TRADE 2	October 25, 2011	October 25, 2011	123,980.01	124,699.99	(719.98)	
300.00sh SPDR TR UNIT SER 1 BUY TRADE 2	October 25, 2011	October 25, 2011	37,242.00	37,344.00	(102.00)	
700.00sh SPDR TR UNIT SER 1 BUY TRADE 2	October 25, 2011	October 25, 2011	86,888.01	87,135.99	(247.98)	
1,000.00sh SPDR TR UNIT SER 1 BUY TRADE 2	October 25, 2011	October 25, 2011	123,830.01	124,339.99	(509.98)	
1,000.00sh SPDR TR UNIT SER 1 BUY TRADE 2	October 25, 2011	October 25, 2011	123,820.01	124,289.99	(469.98)	
2,500.00sh PROSHARES ULTRASHORT S&P 500 B	October 26, 2011	October 26, 2011	52,365.01	53,209.99	(844.98)	
2,500.00sh PROSHARES ULTRASHORT S&P 500 B	October 26, 2011	October 26, 2011	52,465.01	53,084.99	(619.98)	
2,500.00sh POWERSHARES US DOLLAR INDEX BULLISH FUND BUY TRADE 5000 @22.1399	September 28, 2011	October 27, 2011	52,815.01	55,355.00	(2,539.99)	
2,500.00sh POWERSHARES US DOLLAR INDEX BULLISH FUND BUY TRADE 5000 @22.1399	October 07, 2011	October 27, 2011	52,865.01	55,455.00	(2,589.99)	
1,000.00sh SPDR TR UNIT SER 1 BUY TRADE 2	October 26, 2011	October 27, 2011	128,440.01	124,639.99	3,800.02	
600.00sh SPDR TR UNIT SER 1 BUY TRADE 2	October 26, 2011	October 27, 2011	77,250.00	74,651.99	2,598.01	
400.00sh SPDR TR UNIT SER 1 BUY TRADE 2	October 26, 2011	October 27, 2011	51,498.01	49,768.00	1,730.01	
1,000.00sh SPDR TR UNIT SER 1 BUY TRADE 2	October 26, 2011	October 27, 2011	128,770.01	124,029.99	4,740.02	
500.00sh SPDR TR UNIT SER 1 BUY TRADE 2	October 27, 2011	October 27, 2011	64,440.00	64,334.99	105.01	
500.00sh SPDR TR UNIT SER 1 BUY TRADE 2	October 27, 2011	October 27, 2011	64,440.00	64,155.00	285.01	
500.00sh SPDR TR UNIT SER 1 BUY TRADE 2	October 27, 2011	October 27, 2011	64,415.00	64,155.00	260.01	
500.00sh SPDR TR UNIT SER 1 BUY TRADE 2	October 27, 2011	October 27, 2011	64,415.00	64,095.00	320.01	
500.00sh SPDR TR UNIT SER 1 BUY TRADE 2	October 27, 2011	October 27, 2011	64,555.00	64,095.00	460.01	
500.00sh SPDR TR UNIT SER 1 BUY TRADE 2	October 27, 2011	October 27, 2011	64,555.00	64,055.00	500.01	
500.00sh SPDR TR UNIT SER 1 BUY TRADE 2	October 27, 2011	October 27, 2011	63,875.00	64,055.00	(179.99)	
500.00sh SPDR TR UNIT SER 1 BUY TRADE 2	October 27, 2011	October 27, 2011	63,875.00	63,945.00	(69.99)	
500.00sh SPDR TR UNIT SER 1 BUY TRADE 2	October 27, 2011	October 27, 2011	63,335.00	63,945.00	(609.99)	
500.00sh SPDR TR UNIT SER 1 BUY TRADE 2	October 27, 2011	October 27, 2011	63,335.00	63,815.00	(479.99)	
500.00sh SPDR TR UNIT SER 1 BUY TRADE 2	October 27, 2011	October 27, 2011	63,400.00	63,815.00	(414.99)	
500.00sh SPDR TR UNIT SER 1 BUY TRADE 2	October 27, 2011	October 27, 2011	63,400.00	63,715.00	(314.99)	
500.00sh SPDR TR UNIT SER 1 BUY TRADE 2	October 27, 2011	October 31, 2011	63,340.00	63,715.00	(374.99)	
500.00sh SPDR TR UNIT SER 1 BUY TRADE 2	October 27, 2011	October 31, 2011	63,340.00	63,725.00	(384.99)	
500.00sh SPDR TR UNIT SER 1 BUY TRADE 2	October 27, 2011	October 31, 2011	63,215.00	63,725.00	(509.99)	
500.00sh SPDR TR UNIT SER 1 BUY TRADE 2	October 27, 2011	October 31, 2011	63,215.00	63,720.00	(504.99)	
500.00sh SPDR TR UNIT SER 1 BUY TRADE 2	October 27, 2011	October 31, 2011	63,310.00	63,720.00	(409.99)	
500.00sh SPDR TR UNIT SER 1 BUY TRADE 2	October 27, 2011	October 31, 2011	63,310.00	63,705.00	(394.99)	
500.00sh SPDR TR UNIT SER 1 BUY TRADE 2	October 27, 2011	October 31, 2011	63,340.00	63,705.00	(364.99)	
500.00sh SPDR TR UNIT SER 1 BUY TRADE 2	October 28, 2011	October 31, 2011	63,340.00	64,335.00	(994.99)	
500.00sh SPDR TR UNIT SER 1 BUY TRADE 2	October 28, 2011	October 31, 2011	63,370.00	64,335.00	(964.99)	
500.00sh SPDR TR UNIT SER 1 BUY TRADE 2	October 28, 2011	October 31, 2011	63,370.00	64,175.00	(804.99)	
500.00sh SPDR TR UNIT SER 1 BUY TRADE 2	October 28, 2011	October 31, 2011	63,380.00	64,175.00	(794.99)	
500.00sh SPDR TR UNIT SER 1 BUY TRADE 2	October 31, 2011	October 31, 2011	63,380.00	63,580.00	(199.99)	
500.00sh SPDR TR UNIT SER 1 BUY TRADE 2	October 31, 2011	October 31, 2011	63,421.67	63,580.00	(158.33)	
1,000.00sh SPDR TR UNIT SER 1 BUY TRADE 2	October 31, 2011	October 31, 2011	126,843.34	127,179.99	(336.65)	
1,400.00sh AVON PRODUCTS INC COM BUY TRADE 1500 @21.989	October 13, 2011	November 01, 2011	24,742.01	30,795.32	(6,053.31)	
1,000.00sh SPDR TR UNIT SER 1 BUY TRADE 2	November 01, 2011	November 01, 2011	122,363.34	123,279.99	(916.65)	
500.00sh SPDR TR UNIT SER 1 BUY TRADE 2	November 01, 2011	November 01, 2011	61,181.67	61,605.00	(423.33)	
500.00sh SPDR TR UNIT SER 1 BUY TRADE 2	November 01, 2011	November 01, 2011	61,376.67	61,605.00	(228.33)	
1,000.00sh SPDR TR UNIT SER 1 BUY TRADE 2	November 01, 2011	November 01, 2011	122,753.34	123,099.99	(346.65)	
2,500.00sh PROSHARES ULTRASHORT S&P 500 B	November 01, 2011	November 01, 2011	52,565.01	53,459.99	(894.98)	
2,500.00sh PROSHARES ULTRASHORT S&P 500 B	November 01, 2011	November 01, 2011	52,565.01	53,434.99	(869.98)	
2,500.00sh PROSHARES ULTRASHORT S&P 500 B	November 01, 2011	November 01, 2011	52,715.01	53,684.99	(969.98)	
2,500.00sh PROSHARES ULTRASHORT S&P 500 B	November 01, 2011	November 01, 2011	52,615.01	53,634.99	(1,019.98)	
2,500.00sh PROSHARES ULTRASHORT S&P 500 B	November 01, 2011	November 01, 2011	52,840.01	53,684.99	(844.98)	
2,500.00sh PROSHARES ULTRASHORT S&P 500 B	November 01, 2011	November 01, 2011	52,840.01	53,434.99	(594.98)	
2,500.00sh PROSHARES ULTRASHORT S&P 500 B	November 01, 2011	November 01, 2011	53,015.01	53,234.99	(219.98)	
50.00sh INTUITIVE SURGICAL INC COM BUY TRADE 50 @428.8025	October 24, 2011	November 02, 2011	21,129.01	21,440.00	(310.99)	
2,500.00sh PROSHARES ULTRASHORT S&P 500 B	November 01, 2011	November 02, 2011	52,265.01	52,984.99	(719.98)	
2,500.00sh PROSHARES ULTRASHORT S&P 500 B	November 01, 2011	November 02, 2011	52,315.01	52,959.99	(644.98)	
1,500.00sh PROSHARES ULTRASHORT S&P 500 B	November 02, 2011	November 02, 2011	30,834.01	31,620.00	(785.99)	
200.00sh PROSHARES ULTRASHORT S&P 500 B	November 02, 2011	November 02, 2011	4,111.20	4,216.00	(104.80)	
800.00sh PROSHARES ULTRASHORT S&P 500 B	November 02, 2011	November 02, 2011	16,444.80	16,873.99	(429.19)	

Part I Short-Term Capital Gains and Losses - Assets Held One Year or Less					
(a) Description of Property	(b) Date acquired	(c) Date sold	(d) Sales price	(e) Cost basis	(f) Gain (loss)
2,500.00sh PROSHARES ULTRASHORT S&P 500 B	November 02, 2011	November 02, 2011	51,440.01	52,609.99	(1,169.98)
300.00sh DOLLAR GENERAL CORP COM BUY TRADE 300 @39.2267	October 11, 2011	November 03, 2011	11,655.00	11,769.00	(114.00)
100.00sh DOLLAR GENERAL CORP COM BUY TRADE 300 @39.2267	October 11, 2011	November 03, 2011	3,885.00	3,926.00	(41.00)
100.00sh DOLLAR GENERAL CORP COM BUY TRADE 300 @39.2267	October 11, 2011	November 03, 2011	3,875.01	3,926.00	(50.99)
1,000.00sh SPDR TR UNIT SER 1 BUY TRADE 2	November 03, 2011	November 03, 2011	126,295.01	126,379.99	(84.99)
1,000.00sh SPDR TR UNIT SER 1 BUY TRADE 2	November 03, 2011	November 03, 2011	126,295.01	126,239.99	55.01
2,500.00sh PROSHARES ULTRASHORT S&P 500 B	November 04, 2011	November 04, 2011	50,490.01	50,784.99	(294.98)
1,500.00sh SPDR TR UNIT SER 1 BUY TRADE 2	November 04, 2011	November 04, 2011	186,965.01	187,119.99	(154.98)
1,300.00sh PROSHARES ULTRASHORT S&P 500 B	November 04, 2011	November 04, 2011	26,546.00	26,395.19	150.81
1,200.00sh PROSHARES ULTRASHORT S&P 500 B	November 04, 2011	November 04, 2011	24,506.01	24,364.80	141.21
2,500.00sh PROSHARES ULTRASHORT S&P 500 B	November 04, 2011	November 04, 2011	51,090.01	51,534.99	(444.98)
2,500.00sh PROSHARES ULTRASHORT S&P 500 B	November 04, 2011	November 07, 2011	50,265.01	51,384.99	(1,119.98)
2,500.00sh PROSHARES ULTRASHORT S&P 500 B	November 07, 2011	November 07, 2011	50,465.01	51,384.99	(919.98)
2,500.00sh PROSHARES ULTRASHORT S&P 500 B	November 07, 2011	November 07, 2011	50,595.00	51,284.99	(689.99)
2,500.00sh PROSHARES ULTRASHORT S&P 500 B	November 07, 2011	November 07, 2011	50,595.00	51,059.99	(464.99)
2,500.00sh PROSHARES ULTRASHORT S&P 500 B	November 07, 2011	November 07, 2011	50,615.01	50,884.99	(269.98)
2,400.00sh PROSHARES ULTRASHORT S&P 500 B	November 07, 2011	November 07, 2011	48,686.41	48,816.00	(129.59)
100.00sh PROSHARES ULTRASHORT S&P 500 B	November 07, 2011	November 07, 2011	2,028.60	2,043.99	(15.39)
500.00sh ATP OIL & GAS CORP COM BUY TRA	September 26, 2011	November 08, 2011	5,045.01	4,764.99	280.01
500.00sh ATP OIL & GAS CORP COM BUY TRA	September 26, 2011	November 08, 2011	5,085.01	4,764.99	320.01
100.00sh ATP OIL & GAS CORP COM BUY TRA	October 04, 2011	November 08, 2011	1,017.00	592.00	425.00
200.00sh ATP OIL & GAS CORP COM BUY TRA	October 04, 2011	November 08, 2011	2,034.00	1,186.00	848.00
200.00sh ATP OIL & GAS CORP COM BUY TRA	October 04, 2011	November 08, 2011	2,034.00	1,188.00	846.00
200.00sh ATP OIL & GAS CORP COM BUY TRA	October 04, 2011	November 08, 2011	2,038.00	1,188.00	850.00
300.00sh ATP OIL & GAS CORP COM BUY TRA	October 04, 2011	November 08, 2011	3,050.01	1,782.00	1,268.01
100.00sh ATP OIL & GAS CORP COM BUY TRA	October 04, 2011	November 08, 2011	1,014.00	594.00	420.00
300.00sh ATP OIL & GAS CORP COM BUY TRA	October 04, 2011	November 08, 2011	3,042.00	1,791.00	1,251.00
100.00sh ATP OIL & GAS CORP COM BUY TRA	October 04, 2011	November 08, 2011	1,005.01	599.66	405.35
200.00sh ATP OIL & GAS CORP COM BUY TRA	October 04, 2011	November 08, 2011	2,056.00	1,199.33	856.67
300.00sh ATP OIL & GAS CORP COM BUY TRA	October 04, 2011	November 08, 2011	3,077.01	1,798.99	1,278.02
100.00sh ATP OIL & GAS CORP COM BUY TRA	October 04, 2011	November 08, 2011	1,041.00	608.00	433.00
2,300.00sh ATP OIL & GAS CORP COM BUY TRA	October 04, 2011	November 08, 2011	23,943.00	14,014.92	9,928.08
100.00sh ATP OIL & GAS CORP COM BUY TRA	October 04, 2011	November 08, 2011	1,031.01	609.34	421.67
2,500.00sh PROSHARES ULTRASHORT S&P 500 B	November 08, 2011	November 08, 2011	49,540.01	49,934.99	(394.98)
2,500.00sh PROSHARES ULTRASHORT S&P 500 B	November 08, 2011	November 08, 2011	49,690.01	49,884.99	(194.98)
2,500.00sh PROSHARES ULTRASHORT S&P 500 B	November 08, 2011	November 08, 2011	49,790.01	49,509.99	280.02
2,500.00sh PROSHARES ULTRASHORT S&P 500 B	November 08, 2011	November 08, 2011	49,990.01	49,434.99	555.02
400.00sh ATP OIL & GAS CORP COM BUY TRA	October 04, 2011	November 09, 2011	3,856.00	2,437.38	1,418.62
100.00sh ATP OIL & GAS CORP COM BUY TRA	October 04, 2011	November 09, 2011	962.34	609.34	352.99
500.00sh ATP OIL & GAS CORP COM BUY TRA	October 07, 2011	November 09, 2011	4,811.68	4,004.99	806.68
1,300.00sh PROSHARES ULTRASHORT S&P 500 B	November 09, 2011	November 09, 2011	27,027.00	27,149.19	(122.19)
1,200.00sh PROSHARES ULTRASHORT S&P 500 B	November 09, 2011	November 09, 2011	24,950.01	25,060.80	(110.79)
2,500.00sh PROSHARES ULTRASHORT S&P 500 B	November 09, 2011	November 09, 2011	51,465.01	51,909.99	(444.98)
2,500.00sh PROSHARES ULTRASHORT S&P 500 B	November 09, 2011	November 09, 2011	51,590.01	51,834.99	(244.98)
5,000.00sh PROSHARES ULTRASHORT S&P 500 B	November 09, 2011	November 09, 2011	103,240.01	104,309.99	(1,069.98)
600.00sh PROSHARES ULTRASHORT S&P 500 B	November 09, 2011	November 09, 2011	12,424.80	12,420.00	4.80
1,900.00sh PROSHARES ULTRASHORT S&P 500 B	November 09, 2011	November 09, 2011	39,345.20	39,339.99	5.21
2,500.00sh PROSHARES ULTRASHORT S&P 500 B	November 09, 2011	November 09, 2011	51,770.00	51,734.99	35.01
900.00sh PROSHARES ULTRASHORT S&P 500 B	November 09, 2011	November 09, 2011	18,603.00	18,732.60	(129.60)
1,100.00sh PROSHARES ULTRASHORT S&P 500 B	November 09, 2011	November 09, 2011	22,737.00	22,895.40	(158.40)
500.00sh PROSHARES ULTRASHORT S&P 500 B	November 09, 2011	November 09, 2011	10,333.33	10,407.00	(73.66)
2,500.00sh PROSHARES ULTRASHORT S&P 500 B	November 09, 2011	November 09, 2011	51,666.68	51,834.99	(168.31)
2,400.00sh PROSHARES ULTRASHORT S&P 500 B	November 09, 2011	November 09, 2011	49,598.41	49,560.00	38.41
100.00sh PROSHARES ULTRASHORT S&P 500 B	November 09, 2011	November 09, 2011	2,066.60	2,074.99	(8.39)
2,500.00sh PROSHARES ULTRASHORT S&P 500 B	November 09, 2011	November 09, 2011	51,765.01	51,634.99	130.02
2,500.00sh PROSHARES ULTRASHORT S&P 500 B	November 09, 2011	November 09, 2011	51,815.01	51,434.99	380.02
2,000.00sh PROSHARES ULTRASHORT S&P 500 B	November 09, 2011	November 09, 2011	41,476.00	41,109.99	366.01
2,000.00sh PROSHARES ULTRASHORT S&P 500 B	November 09, 2011	November 09, 2011	41,476.00	41,069.99	406.01
1,000.00sh PROSHARES ULTRASHORT S&P 500 B	November 09, 2011	November 09, 2011	20,738.00	20,454.99	283.01
1,000.00sh PROSHARES ULTRASHORT S&P 500 B	November 09, 2011	November 09, 2011	20,206.67	20,454.99	(248.33)
2,000.00sh PROSHARES ULTRASHORT S&P 500 B	November 09, 2011	November 09, 2011	40,413.34	40,786.66	(373.32)
500.00sh ACCRETIVE HEALTH INC COM BUY TRADE 1000 @24.48	September 16, 2011	November 10, 2011	12,355.00	12,584.99	(229.99)
500.00sh ACCRETIVE HEALTH INC COM BUY TRADE 1000 @24.48	September 20, 2011	November 10, 2011	12,355.00	13,044.99	(689.99)
30.00sh APPLE INC COM BUY TRADE 100 @1	September 21, 2011	November 10, 2011	11,543.20	12,617.70	(1,074.49)
70.00sh APPLE INC COM BUY TRADE 100 @1	October 04, 2011	November 10, 2011	26,934.14	26,549.79	384.35
500.00sh ATP OIL & GAS CORP COM BUY TRA	October 07, 2011	November 10, 2011	3,620.01	4,004.99	(384.99)
500.00sh ATP OIL & GAS CORP COM BUY TRA	October 12, 2011	November 10, 2011	3,620.01	4,564.99	(944.99)
500.00sh ATP OIL & GAS CORP COM BUY TRA	October 12, 2011	November 10, 2011	3,665.01	4,564.99	(899.99)
100.00sh EBAY INC COM SELL TRADE 1000 @	October 20, 2011	November 10, 2011	3,067.00	3,221.00	(154.00)
100.00sh EBAY INC COM SELL TRADE 1000 @	October 20, 2011	November 10, 2011	3,067.00	3,221.00	(154.00)
800.00sh EBAY INC COM SELL TRADE 1000 @	October 20, 2011	November 10, 2011	24,536.00	25,767.99	(1,231.99)
50.00sh APPLE INC COM BUY TRADE 100 @1	October 21, 2011	November 10, 2011	19,238.67	19,953.49	(714.83)
50.00sh APPLE INC COM BUY TRADE 100 @1	October 21, 2011	November 10, 2011	19,429.01	19,953.49	(524.49)
500.00sh ATP OIL & GAS CORP COM BUY TRA	October 24, 2011	November 10, 2011	3,665.01	5,244.99	(1,579.99)
500.00sh ATP OIL & GAS CORP COM BUY TRA	October 24, 2011	November 10, 2011	3,670.01	5,244.99	(1,574.99)
28.00sh EBAY INC COM SELL TRADE 1000 @	October 27, 2011	November 10, 2011	858.76	904.12	(45.36)
472.00sh EBAY INC COM SELL TRADE 1000 @	October 27, 2011	November 10, 2011	14,470.97	15,240.87	(769.90)
500.00sh ATP OIL & GAS CORP COM BUY TRA	October 31, 2011	November 10, 2011	3,670.01	5,414.99	(1,744.99)
400.00sh IPO: SOLERA HOLDINGS INC COM BUY TRADE 600 @55.05	October 31, 2011	November 10, 2011	19,744.00	22,026.66	(2,282.66)
200.00sh IPO: SOLERA HOLDINGS INC COM BUY TRADE 600 @55.05	October 31, 2011	November 10, 2011	9,868.01	11,013.33	(1,145.32)
50.00sh APPLE INC COM BUY TRADE 100 @1	November 03, 2011	November 10, 2011	19,429.01	20,002.99	(573.99)
500.00sh JEFFERIES GROUP INC COM BUY TR	November 04, 2011	November 10, 2011	5,550.00	6,260.00	(710.00)
469.00sh JEFFERIES GROUP INC COM BUY TR	November 04, 2011	November 10, 2011	5,205.90	5,885.94	(680.04)
31.00sh JEFFERIES GROUP INC COM BUY TR	November 04, 2011	November 10, 2011	334.11	389.05	(54.94)
1,000.00sh PROSHARES ULTRASHORT S&P 500 B	November 09, 2011	November 10, 2011	20,326.00	20,393.33	(67.33)
1,500.00sh PROSHARES ULTRASHORT S&P 500 B	November 09, 2011	November 10, 2011	30,489.01	30,484.99	4.01

Part I Short-Term Capital Gains and Losses - Assets Held One Year or Less					
(a) Description of Property	(b) Date acquired	(c) Date sold	(d) Sales price	(e) Cost basis	(f) Gain (loss)
1,500.00sh PROSHARES ULTRASHORT S&P 500 B	November 09, 2011	November 10, 2011	30,534.01	30,484.99	49.01
1,000.00sh PROSHARES ULTRASHORT S&P 500 B	November 09, 2011	November 10, 2011	20,356.00	20,310.00	46.00
800.00sh PROSHARES ULTRASHORT S&P 500 B	November 09, 2011	November 10, 2011	16,276.80	16,248.00	28.80
1,200.00sh PROSHARES ULTRASHORT S&P 500 B	November 09, 2011	November 10, 2011	24,415.20	24,381.99	33.21
500.00sh PROSHARES ULTRASHORT S&P 500 B	November 09, 2011	November 10, 2011	10,173.00	10,120.00	53.00
1,500.00sh PROSHARES ULTRASHORT S&P 500 B	November 09, 2011	November 10, 2011	30,564.01	30,360.00	204.01
1,000.00sh PROSHARES ULTRASHORT S&P 500 B	November 09, 2011	November 10, 2011	20,376.00	20,249.99	126.01
2,500.00sh PROSHARES ULTRASHORT S&P 500 B	November 10, 2011	November 10, 2011	51,365.01	51,584.99	(219.98)
2,500.00sh PROSHARES ULTRASHORT S&P 500 B	November 10, 2011	November 10, 2011	51,415.01	51,559.99	(144.98)
2,500.00sh PROSHARES ULTRASHORT S&P 500 B	November 10, 2011	November 10, 2011	51,465.01	51,834.99	(369.98)
2,500.00sh PROSHARES ULTRASHORT S&P 500 B	November 10, 2011	November 10, 2011	51,465.01	51,609.99	(144.98)
2,500.00sh PROSHARES ULTRASHORT S&P 500 B	November 10, 2011	November 10, 2011	51,515.01	51,584.99	(69.98)
500.00sh ATP OIL & GAS CORP COM BUY TRA	October 31, 2011	November 11, 2011	3,310.01	5,414.99	(2,104.99)
100.00sh ATP OIL & GAS CORP COM BUY TRA	November 01, 2011	November 11, 2011	662.00	982.00	(320.00)
400.00sh ATP OIL & GAS CORP COM BUY TRA	November 01, 2011	November 11, 2011	2,648.00	3,928.00	(1,280.00)
300.00sh ATP OIL & GAS CORP COM BUY TRA	November 01, 2011	November 11, 2011	1,998.00	2,946.00	(948.00)
396.00sh ATP OIL & GAS CORP COM BUY TRA	November 01, 2011	November 11, 2011	2,637.36	3,888.72	(1,251.36)
304.00sh ATP OIL & GAS CORP COM BUY TRA	November 01, 2011	November 11, 2011	2,017.69	2,985.28	(967.59)
100.00sh ATP OIL & GAS CORP COM BUY TRA	November 01, 2011	November 11, 2011	667.50	982.00	(314.50)
100.00sh ATP OIL & GAS CORP COM BUY TRA	November 01, 2011	November 11, 2011	667.50	983.00	(315.50)
100.00sh ATP OIL & GAS CORP COM BUY TRA	November 01, 2011	November 11, 2011	667.50	984.00	(316.50)
100.00sh ATP OIL & GAS CORP COM BUY TRA	November 01, 2011	November 11, 2011	667.50	985.00	(317.50)
600.00sh ATP OIL & GAS CORP COM BUY TRA	November 01, 2011	November 11, 2011	4,005.00	5,919.99	(1,914.99)
1,000.00sh ATP OIL & GAS CORP COM BUY TRA	November 10, 2011	November 11, 2011	6,675.01	7,429.99	(754.99)
300.00sh JEFFERIES GROUP INC COM BUY TR	November 04, 2011	November 14, 2011	3,293.00	3,648.00	(355.00)
700.00sh JEFFERIES GROUP INC COM BUY TR	November 04, 2011	November 14, 2011	7,683.67	8,528.99	(845.32)
2,000.00sh JEFFERIES GROUP INC COM BUY TR	November 04, 2011	November 14, 2011	21,953.34	24,209.99	(2,256.65)
300.00sh APPLE INC COM BUY TRADE 100 @1	November 11, 2011	November 14, 2011	114,833.01	113,919.99	913.02
2,000.00sh FORD MOTOR COM BUY TRADE 1500	October 13, 2011	November 16, 2011	21,450.01	22,446.66	(996.65)
7 SPDR TR SPY Nov 19 11 126.0 P BUY TRADE 7 @1.62	November 11, 2011	November 16, 2011	1,107.76	1,149.24	(41.48)
3 SPDR TR SPY Nov 19 11 126.0 P BUY TRADE 7 @1.62	November 11, 2011	November 16, 2011	474.75	490.25	(15.50)
3 SPDR TR SPY Nov 19 11 126.0 P BUY TRADE 7 @1.62	November 11, 2011	November 16, 2011	429.75	490.25	(60.49)
7 SPDR TR SPY Nov 19 11 126.0 P BUY TRADE 7 @1.62	November 11, 2011	November 16, 2011	1,002.76	1,128.24	(125.48)
10 SPDR TR SPY Nov 19 11 126.0 P BUY TRADE 7 @1.62	November 16, 2011	November 16, 2011	1,742.51	1,437.49	305.02
400.00sh IPO: B&G FOODS INC COM BUY TR	August 09, 2011	November 17, 2011	8,646.01	6,743.99	1,902.02
300.00sh KLA-TENCOR CORP COM BUY TRADE 800 @39.1296	September 15, 2011	November 17, 2011	13,593.01	11,742.75	1,850.26
100.00sh AFLAC INC CM BUY TRADE 1000 @35.9074	September 15, 2011	November 17, 2011	4,197.00	3,599.00	598.00
400.00sh AFLAC INC CM BUY TRADE 1000 @35.9074	September 15, 2011	November 17, 2011	16,783.56	14,395.99	2,387.57
200.00sh KLA-TENCOR CORP COM BUY TRADE 800 @39.1296	September 16, 2011	November 17, 2011	9,062.00	7,936.99	1,125.01
1,000.00sh ALCEROMITLAL CL A CL A NY REGISTRY BUY TRADE 1500 @18.8684	September 19, 2011	November 17, 2011	17,810.01	17,659.99	150.02
500.00sh LINCARE HLDGS INC COM BUY TRADE 1000 @22.83	September 30, 2011	November 17, 2011	11,580.01	11,420.00	160.01
400.00sh AFLAC INC CM BUY TRADE 1000 @35.9074	October 11, 2011	November 17, 2011	16,783.56	15,604.00	1,179.56
100.00sh AFLAC INC CM BUY TRADE 1000 @35.9074	October 11, 2011	November 17, 2011	4,195.89	3,910.99	284.90
100.00sh AVON PRODUCTS INC COM BUY TRADE 1500 @21.989	October 13, 2011	November 17, 2011	1,707.00	2,199.67	(492.67)
1,000.00sh FORD MOTOR COM BUY TRADE 1500	October 13, 2011	November 17, 2011	10,096.67	11,223.33	(1,126.66)
500.00sh AVON PRODUCTS INC COM BUY TRADE 1500 @21.989	October 18, 2011	November 17, 2011	8,535.00	11,124.99	(2,589.99)
400.00sh AVON PRODUCTS INC COM BUY TRADE 1500 @21.989	October 18, 2011	November 17, 2011	6,828.00	8,887.99	(2,059.99)
54.00sh FORD MOTOR COM BUY TRADE 1500	October 21, 2011	November 17, 2011	545.22	651.24	(106.02)
946.00sh FORD MOTOR COM BUY TRADE 1500	October 21, 2011	November 17, 2011	9,551.45	11,418.75	(1,867.30)
200.00sh ARCOS DORADOS HOLDINGS COM BUY TRADE 500 @22.3782	October 21, 2011	November 17, 2011	4,178.00	4,480.00	(302.00)
300.00sh ARCOS DORADOS HOLDINGS COM BUY TRADE 500 @22.3782	October 21, 2011	November 17, 2011	6,257.01	6,719.99	(462.98)
600.00sh JP MORGAN CHASE & CO COM BUY T	October 24, 2011	November 17, 2011	18,216.00	20,777.99	(2,561.99)
200.00sh JP MORGAN CHASE & CO COM BUY T	October 24, 2011	November 17, 2011	6,072.00	6,926.00	(854.00)
200.00sh JP MORGAN CHASE & CO COM BUY T	October 24, 2011	November 17, 2011	6,062.01	6,926.00	(863.99)
1,000.00sh FORD MOTOR COM BUY TRADE 1500	October 24, 2011	November 17, 2011	10,096.67	12,639.99	(2,543.32)
500.00sh JP MORGAN CHASE & CO COM BUY T	November 08, 2011	November 17, 2011	15,235.01	17,459.99	(2,224.98)
2,500.00sh PROSHARES ULTRASHORT S&P 500 B	November 17, 2011	November 17, 2011	53,115.01	53,434.99	(319.98)
2,500.00sh PROSHARES ULTRASHORT S&P 500 B	November 17, 2011	November 17, 2011	53,115.01	53,259.99	(144.98)
2,500.00sh PROSHARES ULTRASHORT S&P 500 B	November 17, 2011	November 17, 2011	53,090.01	53,134.99	(44.98)
2,500.00sh PROSHARES ULTRASHORT S&P 500 B	November 17, 2011	November 17, 2011	52,640.01	53,034.99	(394.98)
2,500.00sh PROSHARES ULTRASHORT S&P 500 B	November 17, 2011	November 17, 2011	52,640.01	52,834.99	(194.98)
2,500.00sh PROSHARES ULTRASHORT S&P 500 B	November 17, 2011	November 17, 2011	52,740.01	53,184.99	(444.98)
2,500.00sh PROSHARES ULTRASHORT S&P 500 B	November 17, 2011	November 17, 2011	52,840.01	52,709.99	130.02
2,500.00sh PROSHARES ULTRASHORT S&P 500 B	November 17, 2011	November 18, 2011	52,540.01	52,234.99	305.02
300.00sh DIREXIONSHARES 3X BEAR ETF SHO	September 14, 2011	November 21, 2011	16,901.01	14,952.00	1,949.01
200.00sh DIREXIONSHARES 3X BEAR ETF SHO	September 15, 2011	November 21, 2011	11,040.01	9,968.00	1,072.01
300.00sh SPDR GOLD TR GOLD SHS ETF BUY	September 26, 2011	November 21, 2011	49,307.01	47,463.33	1,843.68
100.00sh DIREXIONSHARES 3X BEAR ETF SHO	September 27, 2011	November 21, 2011	5,697.67	4,984.00	713.67
100.00sh DIREXIONSHARES 3X BEAR ETF SHO	September 27, 2011	November 21, 2011	5,697.67	4,994.99	702.68
2,500.00sh PROSHARES ULTRASHORT S&P 500 B	November 17, 2011	November 21, 2011	54,415.01	52,184.99	2,230.02
2,500.00sh PROSHARES ULTRASHORT S&P 500 B	November 18, 2011	November 21, 2011	54,640.01	53,084.99	1,555.02
2,500.00sh PROSHARES ULTRASHORT S&P 500 B	November 18, 2011	November 21, 2011	54,765.01	52,934.99	1,830.02
2,500.00sh PROSHARES ULTRASHORT S&P 500 B	November 21, 2011	November 21, 2011	54,790.01	54,784.99	5.02
1,900.00sh PROSHARES ULTRASHORT S&P 500 B	November 21, 2011	November 21, 2011	41,659.41	41,629.00	30.41
500.00sh PROSHARES ULTRASHORT S&P 500 B	November 21, 2011	November 21, 2011	10,963.00	10,955.00	8.00
100.00sh PROSHARES ULTRASHORT S&P 500 B	November 21, 2011	November 21, 2011	2,192.60	2,200.99	(8.39)
2,500.00sh PROSHARES ULTRASHORT S&P 500 B	November 21, 2011	November 21, 2011	54,890.01	55,434.99	(544.98)
2,500.00sh PROSHARES ULTRASHORT S&P 500 B	November 21, 2011	November 21, 2011	54,865.01	55,359.99	(494.98)
30.00sh PROSHARES ULTRASHORT S&P 500 B	November 21, 2011	November 21, 2011	663.18	666.00	(2.82)
2,470.00sh PROSHARES ULTRASHORT S&P 500 B	November 21, 2011	November 21, 2011	54,601.83	54,843.99	(242.16)
2,500.00sh PROSHARES ULTRASHORT S&P 500 B	November 21, 2011	November 21, 2011	55,265.01	55,409.99	(144.98)
1,000.00sh PROSHARES ULTRASHORT S&P 500 B	November 21, 2011	November 21, 2011	22,120.00	22,144.00	(24.00)
1,500.00sh PROSHARES ULTRASHORT S&P 500 B	November 21, 2011	November 21, 2011	33,170.01	33,215.99	(45.98)
73.00sh L-3 COMMUNICATIONS CORP COM BU	February 08, 2011	November 22, 2011	4,666.16	5,859.71	(1,193.55)
177.00sh L-3 COMMUNICATIONS CORP COM BU	February 08, 2011	November 22, 2011	11,315.61	14,207.78	(2,892.17)
123.00sh L-3 COMMUNICATIONS CORP COM BU	August 29, 2011	November 22, 2011	7,863.39	8,082.33	(218.94)

Part I Short-Term Capital Gains and Losses - Assets Held One Year or Less

(a) Description of Property	(b) Date acquired	(c) Date sold	(d) Sales price	(e) Cost basis	(f) Gain (loss)
27.00sh L-3 COMMUNICATIONS CORP COM BU	August 29, 2011	November 22, 2011	1,716.66	1,774.17	(57.51)
1,000.00sh PROLOGIS COM BUY TRADE 2000 @1	September 07, 2011	November 22, 2011	25,690.01	26,729.99	(1,039.98)
100.00sh DIREXIONSHARES 3X BEAR ETF SHO	September 27, 2011	November 22, 2011	5,697.67	5,059.00	638.67
200.00sh DIREXIONSHARES 3X BEAR ETF SHO	September 27, 2011	November 22, 2011	11,294.01	10,118.00	1,176.01
200.00sh DIREXIONSHARES 3X BEAR ETF SHO	October 12, 2011	November 22, 2011	10,036.01	10,118.00	(81.99)
2,000.00sh LOUISIANA PAC CORP COM BUY TRA	October 14, 2011	November 22, 2011	13,550.01	12,286.66	1,263.35
300.00sh DIREXIONSHARES 3X BEAR ETF SHO	October 18, 2011	November 22, 2011	16,013.01	14,964.99	1,048.02
200.00sh ARCELORMITTAL CL A CL A NY REGISTRY BUY TRADE 1500 @18.8684	October 27, 2011	November 22, 2011	3,224.00	4,432.00	(1,208.00)
300.00sh ARCELORMITTAL CL A CL A NY REGISTRY BUY TRADE 1500 @18.8684	October 27, 2011	November 22, 2011	4,836.01	6,660.99	(1,824.98)
500.00sh ANCESTRY.COM INC COM BUY TRADE	November 03, 2011	November 22, 2011	11,235.00	12,124.99	(889.99)
400.00sh ANCESTRY.COM INC COM BUY TRADE	November 03, 2011	November 22, 2011	8,988.01	9,656.00	(667.99)
100.00sh ANCESTRY.COM INC COM BUY TRADE	November 03, 2011	November 22, 2011	2,247.00	2,416.66	(169.66)
250.00sh ANCESTRY.COM INC COM BUY TRADE	November 03, 2011	November 22, 2011	5,637.50	6,041.66	(404.16)
250.00sh ANCESTRY.COM INC COM BUY TRADE	November 03, 2011	November 22, 2011	5,636.67	6,041.66	(404.99)
400.00sh ANCESTRY.COM INC COM BUY TRADE	November 08, 2011	November 22, 2011	9,018.67	9,888.00	(869.33)
100.00sh ANCESTRY.COM INC COM BUY TRADE	November 08, 2011	November 22, 2011	2,254.67	2,482.99	(228.32)
500.00sh FRONTLINE LTD COM BUY TRADE 14	November 11, 2011	November 22, 2011	1,532.50	3,205.00	(1,672.50)
1,500.00sh FRONTLINE LTD COM BUY TRADE 14	November 11, 2011	November 22, 2011	4,597.51	9,624.99	(5,027.48)
2,500.00sh PROSHARES ULTRASHORT S&P 500 B	November 21, 2011	November 22, 2011	54,565.01	55,259.99	(694.98)
2,500.00sh PROSHARES ULTRASHORT S&P 500 B	November 21, 2011	November 22, 2011	54,570.00	55,234.99	(664.99)
2,500.00sh PROSHARES ULTRASHORT S&P 500 B	November 22, 2011	November 22, 2011	54,570.00	55,484.99	(914.99)
2,500.00sh PROSHARES ULTRASHORT S&P 500 B	November 22, 2011	November 22, 2011	54,670.00	54,834.99	(164.99)
2,500.00sh PROSHARES ULTRASHORT S&P 500 B	November 22, 2011	November 22, 2011	54,670.00	55,359.99	(689.99)
2,500.00sh PROSHARES ULTRASHORT S&P 500 B	November 22, 2011	November 22, 2011	54,820.00	55,284.99	(464.99)
2,500.00sh PROSHARES ULTRASHORT S&P 500 B	November 22, 2011	November 22, 2011	54,820.00	55,225.00	(405.00)
1,900.00sh PROSHARES ULTRASHORT S&P 500 B	November 22, 2011	November 22, 2011	41,701.20	41,971.00	(269.80)
600.00sh PROSHARES ULTRASHORT S&P 500 B	November 22, 2011	November 22, 2011	13,168.80	13,269.99	(101.19)
2,500.00sh PROSHARES ULTRASHORT S&P 500 B	November 22, 2011	November 22, 2011	54,870.00	55,809.99	(939.99)
2,500.00sh PROSHARES ULTRASHORT S&P 500 B	November 22, 2011	November 22, 2011	54,995.00	55,784.99	(789.99)
2,500.00sh PROSHARES ULTRASHORT S&P 500 B	November 22, 2011	November 22, 2011	54,995.00	55,509.99	(514.99)
250.00sh EXXON MOBIL CORPORATION COM BU	July 07, 2011	November 23, 2011	18,684.18	20,634.99	(1,950.82)
50.00sh EXXON MOBIL CORPORATION COM BU	July 07, 2011	November 23, 2011	3,736.84	4,114.50	(377.66)
200.00sh BUNGE LTD COM BUY TRADE 200 @6	September 14, 2011	November 23, 2011	11,584.01	12,538.00	(953.99)
500.00sh ACCRETIVE HEALTH INC COM BUY TRADE 1000 @24.48	September 26, 2011	November 23, 2011	10,750.01	10,969.99	(219.98)
100.00sh DIREXIONSHARES 3X BEAR ETF SHO	October 21, 2011	November 23, 2011	4,568.00	5,415.33	(847.33)
200.00sh DIREXIONSHARES 3X BEAR ETF SHO	October 21, 2011	November 23, 2011	9,128.01	10,830.66	(1,702.65)
1,000.00sh ATP OIL & GAS CORP COM BUY TRA	November 10, 2011	November 23, 2011	6,610.01	7,349.99	(739.98)
1,000.00sh ATP OIL & GAS CORP COM BUY TRA	November 10, 2011	November 23, 2011	6,670.01	7,339.99	(669.98)
2,500.00sh PROSHARES ULTRASHORT S&P 500 B	November 22, 2011	November 23, 2011	57,190.01	55,384.99	1,805.02
2,500.00sh PROSHARES ULTRASHORT S&P 500 B	November 22, 2011	November 23, 2011	56,890.01	55,134.99	1,755.02
1,000.00sh PROSHARES ULTRASHORT S&P 500 B	November 22, 2011	November 23, 2011	22,780.00	22,014.00	766.00
1,500.00sh PROSHARES ULTRASHORT S&P 500 B	November 22, 2011	November 23, 2011	34,160.01	33,020.99	1,139.02
1,000.00sh PROSHARES ULTRASHORT S&P 500 B	November 23, 2011	November 23, 2011	22,800.00	23,004.00	(204.00)
1,500.00sh PROSHARES ULTRASHORT S&P 500 B	November 23, 2011	November 23, 2011	34,190.01	34,505.99	(315.98)
2,500.00sh PROSHARES ULTRASHORT S&P 500 B	November 23, 2011	November 23, 2011	57,015.01	57,334.99	(319.98)
2,500.00sh PROSHARES ULTRASHORT S&P 500 B	November 23, 2011	November 23, 2011	57,040.01	57,609.99	(569.98)
1,000.00sh PROSHARES ULTRASHORT S&P 500 B	November 23, 2011	November 23, 2011	22,870.00	22,994.00	(124.00)
1,500.00sh PROSHARES ULTRASHORT S&P 500 B	November 23, 2011	November 23, 2011	34,295.01	34,490.99	(195.98)
0.67sh DIREXIONSHARES SMALL CAP BEAR	December 14, 2010	November 25, 2011	32.46	26.11	6.35
166.67sh DIREXIONSHARES SMALL CAP BEAR	December 21, 2010	November 25, 2011	7,665.01	6,528.33	1,136.68
166.67sh DIREXIONSHARES SMALL CAP BEAR	December 21, 2010	November 25, 2011	7,695.01	6,528.33	1,166.68
166.00sh DIREXIONSHARES SMALL CAP BEAR	January 12, 2011	November 25, 2011	7,196.11	6,502.22	693.89
300.00sh DOLLAR GENERAL CORP COM BUY TRADE 300 @39.2267	October 11, 2011	November 25, 2011	11,505.00	11,777.99	(272.99)
200.00sh DOLLAR GENERAL CORP COM BUY TRADE 300 @39.2267	October 17, 2011	November 25, 2011	7,670.00	7,935.99	(265.99)
100.00sh DOLLAR GENERAL CORP COM BUY TRADE 300 @39.2267	October 18, 2011	November 25, 2011	3,835.00	3,980.33	(145.33)
200.00sh DOLLAR GENERAL CORP COM BUY TRADE 300 @39.2267	October 18, 2011	November 25, 2011	7,672.00	7,960.66	(288.66)
100.00sh AVON PRODUCTS INC COM BUY TRADE 1500 @21.989	October 18, 2011	November 25, 2011	1,613.00	2,222.00	(609.00)
200.00sh DOLLAR GENERAL CORP COM BUY TRADE 300 @39.2267	October 19, 2011	November 25, 2011	7,662.01	8,071.99	(409.98)
400.00sh AVON PRODUCTS INC COM BUY TRADE 1500 @21.989	October 19, 2011	November 25, 2011	6,452.01	9,143.99	(2,691.98)
500.00sh ARCOS DORADOS HOLDINGS COM BUY TRADE 500 @22.3782	October 21, 2011	November 25, 2011	9,765.00	11,159.99	(1,394.98)
500.00sh ARCOS DORADOS HOLDINGS COM BUY TRADE 500 @22.3782	October 21, 2011	November 25, 2011	9,765.01	11,105.00	(1,339.99)
300.00sh CONOCOPHILLIPS CORP COM BUY TR	November 10, 2011	November 25, 2011	19,865.01	21,433.28	(1,568.27)
2,500.00sh PROSHARES ULTRASHORT S&P 500 B	November 23, 2011	November 25, 2011	56,640.01	57,409.99	(769.98)
1,700.00sh PROSHARES ULTRASHORT S&P 500 B	November 23, 2011	November 28, 2011	37,036.21	38,862.00	(1,825.79)
800.00sh PROSHARES ULTRASHORT S&P 500 B	November 23, 2011	November 28, 2011	17,428.80	18,297.99	(869.19)
1,500.00sh PROSHARES ULTRASHORT S&P 500 B	November 23, 2011	November 28, 2011	32,769.01	34,215.00	(1,445.99)
1,000.00sh PROSHARES ULTRASHORT S&P 500 B	November 23, 2011	November 28, 2011	21,846.00	22,819.99	(973.99)
500.00sh ACCRETIVE HEALTH INC COM BUY TRADE 1000 @24.48	October 20, 2011	November 29, 2011	10,600.00	10,159.99	440.01
200.00sh DIREXIONSHARES 3X BEAR ETF SHO	October 24, 2011	November 29, 2011	8,536.01	9,868.85	(1,332.84)
500.00sh ACCRETIVE HEALTH INC COM BUY TRADE 1000 @24.48	October 24, 2011	November 29, 2011	10,600.00	11,594.99	(994.99)
200.00sh DIREXIONSHARES 3X BEAR ETF SHO	October 27, 2011	November 29, 2011	7,056.01	9,868.85	(2,812.84)
300.00sh DIREXIONSHARES 3X BEAR ETF SHO	October 27, 2011	November 29, 2011	10,997.01	14,803.28	(3,806.27)
100.00sh ACCRETIVE HEALTH INC COM BUY TRADE 1000 @24.48	November 23, 2011	November 29, 2011	2,120.00	2,149.00	(29.00)
200.00sh ACCRETIVE HEALTH INC COM BUY TRADE 1000 @24.48	November 23, 2011	November 29, 2011	4,242.00	4,298.00	(56.00)
100.00sh ACCRETIVE HEALTH INC COM BUY TRADE 1000 @24.48	November 23, 2011	November 29, 2011	2,117.01	2,149.00	(31.99)
100.00sh ACCRETIVE HEALTH INC COM BUY TRADE 1000 @24.48	November 23, 2011	November 29, 2011	2,117.01	2,159.99	(42.98)
2,500.00sh PROSHARES ULTRASHORT S&P 500 B	November 29, 2011	November 30, 2011	50,515.01	54,334.99	(3,819.98)
1,500.00sh PROSHARES ULTRASHORT S&P 500 B	November 29, 2011	November 30, 2011	30,459.01	32,385.00	(1,925.99)
1,000.00sh PROSHARES ULTRASHORT S&P 500 B	November 29, 2011	November 30, 2011	20,306.00	21,609.99	(1,303.99)
1,500.00sh PROSHARES ULTRASHORT S&P 500 B	November 29, 2011	November 30, 2011	30,144.01	32,580.00	(2,435.99)
1,000.00sh PROSHARES ULTRASHORT S&P 500 B	November 29, 2011	November 30, 2011	20,096.00	21,729.99	(1,633.99)
2,000.00sh PROSHARES ULTRASHORT S&P 500 B	November 30, 2011	November 30, 2011	40,410.01	40,687.99	(277.98)
500.00sh PROSHARES ULTRASHORT S&P 500 B	November 30, 2011	November 30, 2011	10,118.33	10,172.00	(53.66)
2,500.00sh PROSHARES ULTRASHORT S&P 500 B	November 30, 2011	November 30, 2011	50,591.68	50,834.99	(243.31)
20 WAL-MART STORES WMT Jan 21 12	February 25, 2011	December 01, 2011	6,375.01	324.99	6,050.02
100.00sh AVON PRODUCTS INC COM BUY TRADE 1500 @21.989	October 19, 2011	December 01, 2011	1,687.00	2,286.00	(599.00)

Part I Short-Term Capital Gains and Losses - Assets Held One Year or Less					
(a) Description of Property	(b) Date acquired	(c) Date sold	(d) Sales price	(e) Cost basis	(f) Gain (loss)
100.00sh AVON PRODUCTS INC COM BUY TRADE 1500 @21.989	October 19, 2011	December 01, 2011	1,687.00	2,285.00	(598.00)
400.00sh AVON PRODUCTS INC COM BUY TRADE 1500 @21.989	October 19, 2011	December 01, 2011	6,744.93	9,139.99	(2,395.07)
300.00sh AVON PRODUCTS INC COM BUY TRADE 1500 @21.989	October 20, 2011	December 01, 2011	5,058.69	6,780.99	(1,722.30)
300.00sh AVON PRODUCTS INC COM BUY TRADE 1500 @21.989	October 21, 2011	December 01, 2011	5,058.69	6,939.99	(1,881.30)
300.00sh AVON PRODUCTS INC COM BUY TRADE 1500 @21.989	October 21, 2011	December 01, 2011	5,058.69	7,023.99	(1,965.30)
1,000.00sh ATP OIL & GAS CORP COM BUY TRA	November 11, 2011	December 01, 2011	7,310.00	6,929.99	380.01
600.00sh ATP OIL & GAS CORP COM BUY TRA	November 11, 2011	December 01, 2011	4,386.00	4,073.99	312.01
400.00sh ATP OIL & GAS CORP COM BUY TRA	November 11, 2011	December 01, 2011	2,918.01	2,716.00	202.01
1,000.00sh SPDR TR UNIT SER 1 BUY TRADE 2	November 30, 2011	December 01, 2011	124,690.01	124,459.99	230.02
1,000.00sh SPDR TR UNIT SER 1 BUY TRADE 2	November 30, 2011	December 01, 2011	124,520.01	124,459.99	60.02
300.00sh DIAMONDS TRUST SERIES I COM BU	December 01, 2011	December 02, 2011	36,087.00	36,108.00	(21.00)
700.00sh DIAMONDS TRUST SERIES I COM BU	December 01, 2011	December 02, 2011	84,203.01	84,268.99	(65.98)
1,000.00sh DIAMONDS TRUST SERIES I COM BU	December 02, 2011	December 02, 2011	120,250.01	121,289.99	(1,039.98)
5,000.00sh SPRINT NEXTEL CORP COM BUY TRA	October 12, 2011	December 07, 2011	12,643.34	12,609.99	33.35
2,500.00sh SPRINT NEXTEL CORP COM BUY TRA	October 13, 2011	December 07, 2011	6,321.67	6,804.99	(483.32)
300.00sh SPDR GOLD TR GOLD SHS ETF BUY	September 26, 2011	December 08, 2011	49,917.01	47,463.33	2,453.68
100.00sh SPDR GOLD TR GOLD SHS ETF BUY	September 26, 2011	December 08, 2011	16,639.00	15,819.00	820.00
2,500.00sh SPRINT NEXTEL CORP COM BUY TRA	October 13, 2011	December 08, 2011	6,097.50	6,804.99	(707.49)
5,000.00sh SPRINT NEXTEL CORP COM BUY TRA	October 14, 2011	December 08, 2011	12,195.00	14,509.99	(2,314.99)
100.00sh SPDR GOLD TR GOLD SHS ETF BUY	October 25, 2011	December 08, 2011	16,639.00	16,507.99	131.01
500.00sh ARCELORMITTAL CL A CL A NY REGISTRY BUY TRADE 1500 @18.8684	November 03, 2011	December 08, 2011	8,951.67	10,144.99	(1,193.32)
500.00sh ARCELORMITTAL CL A CL A NY REGISTRY BUY TRADE 1500 @18.8684	November 08, 2011	December 08, 2011	8,951.67	10,459.99	(1,508.32)
400.00sh ATP OIL & GAS CORP COM BUY TRA	November 11, 2011	December 08, 2011	2,752.00	2,752.00	0.00
600.00sh ATP OIL & GAS CORP COM BUY TRA	November 11, 2011	December 08, 2011	4,128.01	4,137.99	(9.98)
1,000.00sh ATP OIL & GAS CORP COM BUY TRA	November 11, 2011	December 08, 2011	7,065.01	6,729.99	335.01
1,000.00sh ATP OIL & GAS CORP COM BUY TRA	November 11, 2011	December 08, 2011	7,065.01	6,739.99	325.01
500.00sh ARCELORMITTAL CL A CL A NY REGISTRY BUY TRADE 1500 @18.8684	November 30, 2011	December 08, 2011	8,951.67	9,369.99	(418.32)
500.00sh ARCELORMITTAL CL A CL A NY REGISTRY BUY TRADE 1500 @18.8684	November 30, 2011	December 08, 2011	8,922.15	9,464.99	(542.84)
2,500.00sh SPRINT NEXTEL CORP COM BUY TRA	December 01, 2011	December 08, 2011	6,097.50	6,984.99	(887.49)
500.00sh ARCELORMITTAL CL A CL A NY REGISTRY BUY TRADE 1500 @18.8684	December 01, 2011	December 08, 2011	8,922.15	9,669.99	(747.84)
750.00sh ARCELORMITTAL CL A CL A NY REGISTRY BUY TRADE 1500 @18.8684	December 08, 2011	December 08, 2011	13,383.22	13,580.00	(196.78)
750.00sh ARCELORMITTAL CL A CL A NY REGISTRY BUY TRADE 1500 @18.8684	December 08, 2011	December 08, 2011	13,595.01	13,580.00	15.01
200.00sh ATP OIL & GAS CORP COM BUY TRA	November 11, 2011	December 09, 2011	1,394.00	1,338.00	56.00
800.00sh ATP OIL & GAS CORP COM BUY TRA	November 11, 2011	December 09, 2011	5,576.01	5,369.99	206.02
100.00sh SPDR GOLD TR GOLD SHS ETF BUY	October 25, 2011	December 12, 2011	16,155.00	16,507.99	(352.99)
150.00sh SPDR GOLD TR GOLD SHS ETF BUY	October 25, 2011	December 12, 2011	24,232.51	24,264.49	(31.99)
150.00sh SPDR GOLD TR GOLD SHS ETF BUY	October 25, 2011	December 12, 2011	24,235.50	24,264.49	(28.99)
100.00sh SPDR GOLD TR GOLD SHS ETF BUY	November 02, 2011	December 12, 2011	16,157.00	16,894.99	(737.99)
1,000.00sh ATP OIL & GAS CORP COM BUY TRA	November 14, 2011	December 12, 2011	6,580.00	5,949.99	630.01
300.00sh ATP OIL & GAS CORP COM BUY TRA	November 14, 2011	December 12, 2011	1,974.00	1,719.00	255.00
400.00sh ATP OIL & GAS CORP COM BUY TRA	November 14, 2011	December 12, 2011	2,632.00	2,301.71	330.29
300.00sh ATP OIL & GAS CORP COM BUY TRA	November 14, 2011	December 12, 2011	1,967.01	1,726.28	240.73
250.00sh SPDR GOLD TR GOLD SHS ETF BUY	November 30, 2011	December 12, 2011	40,392.50	42,487.50	(2,094.99)
300.00sh BUNGE LTD COM BUY TRADE 200 @6	September 14, 2011	December 13, 2011	17,565.01	18,806.99	(1,241.99)
200.00sh BUNGE LTD COM BUY TRADE 200 @6	September 15, 2011	December 13, 2011	11,710.00	12,672.66	(962.66)
1,000.00sh ATP OIL & GAS CORP COM BUY TRA	November 28, 2011	December 13, 2011	6,600.01	7,199.99	(599.98)
250.00sh SPDR GOLD TR GOLD SHS ETF BUY	November 30, 2011	December 13, 2011	40,175.00	42,487.50	(2,312.49)
400.00sh BANK MONTREAL QUE COM COM BUY TRADE 600 @58.9582	December 02, 2011	December 13, 2011	21,594.01	23,590.66	(1,996.65)
300.00sh SPDR GOLD TR GOLD SHS ETF BUY	December 08, 2011	December 13, 2011	48,210.00	49,919.99	(1,709.99)
200.00sh SPDR GOLD TR GOLD SHS ETF BUY	December 08, 2011	December 13, 2011	32,132.01	33,280.00	(1,147.99)
2,000.00sh PFIZER INC COM BUY TRADE 3000	August 09, 2011	December 16, 2011	42,450.01	34,607.99	7,842.02
100.00sh BUNGE LTD COM BUY TRADE 200 @6	September 15, 2011	December 16, 2011	5,689.00	6,336.33	(647.33)
200.00sh BUNGE LTD COM BUY TRADE 200 @6	September 20, 2011	December 16, 2011	11,378.00	12,741.99	(1,363.99)
7.00sh WESTPAC BKG CORP SPONSORED ADR BUY TRADE 7 @106.64	November 14, 2011	December 16, 2011	708.33	746.48	(38.15)
193.00sh WESTPAC BKG CORP SPONSORED ADR BUY TRADE 7 @106.64	November 14, 2011	December 16, 2011	19,529.68	20,594.15	(1,064.47)
200.00sh BUNGE LTD COM BUY TRADE 200 @6	November 14, 2011	December 16, 2011	11,378.00	12,591.99	(1,213.99)
100.00sh CERNER CORP COM BUY TRADE 500	November 23, 2011	December 16, 2011	5,609.00	5,807.33	(198.33)
200.00sh CERNER CORP COM BUY TRADE 500	November 23, 2011	December 16, 2011	11,211.34	11,614.66	(403.32)
100.00sh CERNER CORP COM BUY TRADE 500	November 23, 2011	December 16, 2011	5,605.67	5,784.43	(178.76)
800.00sh PROSHARES ULTRASHORT S&P 500 B	December 15, 2011	December 16, 2011	16,472.00	16,643.20	(171.20)
1,200.00sh PROSHARES ULTRASHORT S&P 500 B	December 15, 2011	December 16, 2011	24,698.01	24,964.80	(266.79)
500.00sh PROSHARES ULTRASHORT S&P 500 B	December 15, 2011	December 19, 2011	10,542.50	10,402.00	140.50
1,500.00sh PROSHARES ULTRASHORT S&P 500 B	December 15, 2011	December 19, 2011	31,627.51	31,160.99	466.51
1,000.00sh PROSHARES ULTRASHORT S&P 500 B	December 15, 2011	December 20, 2011	19,786.00	20,774.00	(987.99)
1,000.00sh PROSHARES ULTRASHORT S&P 500 B	December 16, 2011	December 20, 2011	19,786.00	20,629.99	(843.99)
500.00sh PROSHARES ULTRASHORT S&P 500 B	December 16, 2011	December 20, 2011	9,893.00	10,360.00	(466.99)
500.00sh PROSHARES ULTRASHORT S&P 500 B	December 16, 2011	December 20, 2011	9,928.00	10,360.00	(431.99)
1,000.00sh PROSHARES ULTRASHORT S&P 500 B	December 16, 2011	December 20, 2011	19,856.00	20,609.99	(753.99)
1,000.00sh PROSHARES ULTRASHORT S&P 500 B	December 16, 2011	December 20, 2011	19,856.00	20,419.99	(563.99)
2,500.00sh PROSHARES ULTRASHORT S&P 500 B	December 19, 2011	December 20, 2011	49,940.01	52,909.99	(2,969.98)
1,800.00sh PROSHARES ULTRASHORT S&P 500 B	December 19, 2011	December 20, 2011	35,964.00	38,024.99	(2,060.99)
200.00sh PROSHARES ULTRASHORT S&P 500 B	December 19, 2011	December 20, 2011	3,996.00	4,225.00	(229.00)
500.00sh PROSHARES ULTRASHORT S&P 500 B	December 19, 2011	December 20, 2011	9,980.01	10,442.50	(462.49)
1,500.00sh PROSHARES ULTRASHORT S&P 500 B	December 19, 2011	December 20, 2011	30,024.01	31,327.49	(1,303.49)
1,000.00sh PROSHARES ULTRASHORT S&P 500 B	December 19, 2011	December 20, 2011	20,016.00	20,869.99	(853.99)
2,000.00sh PROSHARES ULTRASHORT S&P 500 B	December 19, 2011	December 20, 2011	40,052.01	41,669.99	(1,617.98)
500.00sh PROSHARES ULTRASHORT S&P 500 B	December 19, 2011	December 20, 2011	10,013.00	10,387.50	(374.50)
1,500.00sh PROSHARES ULTRASHORT S&P 500 B	December 19, 2011	December 20, 2011	30,084.01	31,162.49	(1,078.49)
1,000.00sh PROSHARES ULTRASHORT S&P 500 B	December 19, 2011	December 20, 2011	20,056.00	20,759.99	(703.99)
2,500.00sh PROSHARES ULTRASHORT S&P 500 B	December 21, 2011	December 21, 2011	49,845.00	50,009.99	(164.99)
2,500.00sh PROSHARES ULTRASHORT S&P 500 B	December 21, 2011	December 21, 2011	49,845.00	50,534.99	(689.99)
1,000.00sh PROSHARES ULTRASHORT S&P 500 B	December 21, 2011	December 21, 2011	20,030.00	20,174.00	(144.00)
1,500.00sh PROSHARES ULTRASHORT S&P 500 B	December 21, 2011	December 21, 2011	30,035.01	30,260.99	(225.98)
1,000.00sh SPDR TR UNIT SER 1 BUY TRADE 2	December 22, 2011	December 22, 2011	125,080.01	124,689.99	390.02
1,000.00sh SPDR TR UNIT SER 1 BUY TRADE 2	December 22, 2011	December 23, 2011	126,070.01	124,964.99	1,105.02
1,000.00sh SPDR TR UNIT SER 1 BUY TRADE 2	December 22, 2011	December 28, 2011	125,320.01	124,964.99	355.01

Part I Short-Term Capital Gains and Losses - Assets Held One Year or Less					
(a) Description of Property	(b) Date acquired	(c) Date sold	(d) Sales price	(e) Cost basis	(f) Gain (loss)
200.00sh MOBILE TELESYSTEMS COM BUY TRA	November 29, 2011	December 29, 2011	2,836.00	3,256.00	(420.00)
800.00sh MOBILE TELESYSTEMS COM BUY TRA	November 29, 2011	December 29, 2011	11,344.01	13,023.99	(1,679.98)
200.00sh MOBILE TELESYSTEMS COM BUY TRA	November 29, 2011	December 29, 2011	2,836.00	3,226.00	(390.00)
		Totals:	191,442,803.39	191,697,377.78	(254,574.39)
Capital Gain distributions					0.00
Net short-term capital gain (loss)					(254,574.39)
Part II Assets Held More Than One Year					
(a) Description of Property	(b) Date acquired	(c) Date sold	(d) Sales price	(e) Cost basis	(f) Gain (loss)
500.00sh EATON VANCE MUN INCOME TRUST C	October 12, 2009	January 13, 2011	5,435.01	5,681.25	(246.24)
500.00sh EATON VANCE MUN INCOME TRUST C	October 12, 2009	January 13, 2011	5,445.01	5,681.25	(236.24)
490.00sh EATON VANCE MUN INCOME TRUST C	October 12, 2009	January 13, 2011	5,375.30	5,567.62	(192.32)
510.00sh EATON VANCE MUN INCOME TRUST C	October 12, 2009	January 13, 2011	5,589.81	5,794.87	(205.06)
800.00sh EATON VANCE MUN INCOME TRUST C	October 13, 2009	January 14, 2011	8,464.01	9,369.99	(905.98)
200.00sh EATON VANCE MUN INCOME TRUST C	October 14, 2009	January 14, 2011	2,116.00	2,287.66	(171.66)
2,000.00sh FRONTIER COMMUNICATIONS CORP C	September 29, 2009	January 19, 2011	18,530.01	14,863.13	3,666.88
1,000.00sh EATON VANCE MUN INCOME TRUST C	October 14, 2009	January 19, 2011	10,510.01	11,438.33	(928.32)
500.00sh SHIP FINANCE INTERNATIONAL COM	January 13, 2010	January 20, 2011	10,710.01	7,840.00	2,870.01
700.00sh SHIP FINANCE INTERNATIONAL COM	January 13, 2010	January 21, 2011	14,749.01	10,976.00	3,773.01
300.00sh SHIP FINANCE INTERNATIONAL COM	January 13, 2010	January 21, 2011	6,321.00	4,700.97	1,620.03
100.00sh SHIP FINANCE INTERNATIONAL COM	January 13, 2010	January 24, 2011	2,122.00	1,566.99	555.01
200.00sh SHIP FINANCE INTERNATIONAL COM	January 13, 2010	January 24, 2011	4,244.00	3,131.98	1,112.02
200.00sh SHIP FINANCE INTERNATIONAL COM	January 13, 2010	January 24, 2011	4,244.00	3,139.97	1,104.03
1,000.00sh FRONTIER COMMUNICATIONS CORP C	September 29, 2009	January 25, 2011	9,186.67	7,431.56	1,755.11
2,000.00sh FRONTIER COMMUNICATIONS CORP C	September 30, 2009	January 25, 2011	18,373.34	15,029.79	3,343.55
1,000.00sh PENGROWTH ENERGY TR COM BUY TR	January 11, 2010	January 25, 2011	12,615.00	10,869.08	1,745.92
500.00sh \$IPO: B&G FOODS INC COM BUY TR	March 23, 2010	May 16, 2011	8,915.01	4,978.33	3,936.68
500.00sh ISHARES IBOXX HI YIELD CAP BON	May 06, 2010	June 01, 2011	45,810.01	40,304.99	5,505.02
1,000.00sh \$IPO: B&G FOODS INC COM BUY TR	March 23, 2010	June 28, 2011	20,640.01	9,956.66	10,683.35
300.00sh ISHARES IBOXX HI YIELD CAP BON	July 09, 2010	July 25, 2011	27,444.00	25,968.99	1,475.01
1,000.00sh POWERSHARES COM BUY TRADE 1000	May 19, 2010	August 05, 2011	16,746.67	15,719.99	1,026.68
1,000.00sh POWERSHARES COM BUY TRADE 1000	May 25, 2010	August 05, 2011	16,746.67	15,379.99	1,366.68
1,000.00sh POWERSHARES COM BUY TRADE 1000	May 25, 2010	August 05, 2011	16,746.67	15,399.99	1,346.68
400.00sh ISHARES US PFD STOCK INDEX FUN	May 20, 2010	August 23, 2011	14,538.00	13,997.99	540.01
600.00sh ISHARES US PFD STOCK INDEX FUN	May 20, 2010	August 23, 2011	21,807.00	21,000.00	807.00
500.00sh ISHARES US PFD STOCK INDEX FUN	August 13, 2010	August 23, 2011	18,172.50	19,924.99	(1,752.49)
100.00sh POWERSHARES COM BUY TRADE 1000	September 10, 2010	September 12, 2011	1,644.01	1,816.50	(172.49)
900.00sh POWERSHARES COM BUY TRADE 1000	September 10, 2010	September 12, 2011	14,877.00	16,348.50	(1,471.50)
4,900.00sh PREMIER EXHIBITIONS INC COM BU	August 26, 2010	December 28, 2011	11,162.86	8,575.00	2,587.86
456.00sh PREMIER EXHIBITIONS INC COM BU	August 26, 2010	December 28, 2011	1,038.83	790.35	248.48
		Totals:	380,319.45	335,532.72	44,786.73
Capital Gain distributions					0.00
Net long-term capital gain (loss)					44,786.73
Part III Mark-to-Market year end adjustments					
(a) Description of Property	(b) Date acquired	(c) Date sold	(d) Sales price	(e) Cost basis	(f) Gain (loss)
			Totals:		
Net Mark-to-Market adjustments gain (loss)					0.00

01/05/2012 18:22:55



Alpha Sample Fund, L.P.
1800 Century Park East
Los Angeles, CA 90067

Price History

for period: January 01, 2011 - December 31, 2011

Account: None

Account: Goldman Sachs

Name	January 31, 2011*	February 28, 2011*	March 31, 2011*	April 29, 2011*	May 31, 2011*
(AKAM) AKAMAI TECHNOLOGIES COM BUY TR		37.53000000	38.00000000	1.3%	
(AMT) AMERICAN TOWER CORP CLASS A CO		53.96000000	51.82000000	-4.0%	55.48000000 6.1%
(ACOM) ANCESTRY.COM INC COM BUY TRADE					41.13000000
(AAPL Apr 29 2011 350.0 Put) APPLE INC AAPL Apr 29 11 350.0				0.7000	
(AAPL May 21 2011 330.0 Put) APPLE INC AAPL May 21 11 330.0					0.0000
(ATPG) ATP OIL & GAS CORP COM BUY TRA	16.96000000	20.31000000	19.8%	18.11000000	-10.8%
(BIDU) BAIDU INC ADR BUY TRADE 50 @39				17.78000000	-1.8%
(BRK.B) BERKSHIRE HATHAWAY INC DEL CL	0.00000000	0.00000000		0.00000000	18.48000000 3.9%
(BRK.B) BERKSHIRE HATHAWAY INC DEL CL	0.00000000	0.00000000		0.00000000	135.71000000
(BA Jan 21 2012 70.0 Put) BOEING CO BA Jan 21 12 70.0 P				3.6000	3.6500 1.4%
(BG) BUNGE LTD COM BUY TRADE 200 @6		72.17000000			
(CCJ) CAMECO CP COM BUY TRADE 1000 @		40.74000000			
(CENX) CENTURY ALUMINUM CO. COM BUY T			18.68000000	19.98000000	7.0%
(CHK) CHESAPEAKE ENERGY CORP COM BUY		35.61000000	33.52000000	-5.9%	
(CSCO Jan 21 2012 17.5 Put) CISCO SYSTEMS INC CSCO Jan 21				1.6800	1.8400 9.5%
(C Jun 18 2011 42.0 Call) CITIGROUP INC C Jun 18 11 42.0					0.3900
(CMLS) CUMULUS MEDIA INC - CL A COM B	3.82000000	4.88000000	27.8%	4.34000000	-11.1%
(EDZ) DIREXION SHARES EMRG MARKETS B	22.48000000	22.05000000	-1.9%	17.88000000	-18.9%
(FAZ) DIREXIONSHARES 3X BEAR ETF SHO	8.57000000	38.55000000	349.8%	40.22000000	4.3%
(ERY) DIREXIONSHARES ENERGY BEAR 3X	18.06000000	14.50000000	-19.7%	13.34000000	-8.0%
(BGZ) DIREXIONSHARES LARGE CAP BEAR	8.14000000	36.38000000	346.9%	35.60000000	-2.1%
(TZA) DIREXIONSHARES SMALL CAP BEAR	15.52000000	38.78000000	149.9%	35.08000000	-9.5%
(EBAY) EBAY INC COM SELL TRADE 1000 @				34.39000000	
(VILAH) ELI LILLY & CO COM CALL JAN 40	0.00000000	0.00000000			
(VILMF) ELI LILLY & CO COM PUT JAN 30	0.00000000	0.00000000			
(EOC) EMPRESA NACIONAL ELECTRIC SPON			55.62000000	56.38000000	1.4%
(XOM) EXXON MOBIL CORPORATION COM BU			84.13000000	87.98000000	4.6%
(ODUMM) EXXON MOBIL CORPORATION COM PU		0.00000000			83.47000000 -5.1%
(EZPW) EZCORP INC CL A NON VGT BUY TR	0.00000000	0.00000000			32.79000000
(F) FORD MOTOR COM BUY TRADE 1500			14.91000000	15.47000000	3.8%
(F-A) FORD MOTOR PFD 7.5% CALLABLE B	26.08000000	25.84000000	-0.9%	26.02000000	0.7%
(F PRA) FORD MOTOR PFD 7.5% CALLABLE S	26.08000000	25.84000000	-0.9%	26.02000000	0.7%
(TFM) FRESH MARKET INC (THE) COM BUY	36.77000000	40.80000000	11.0%	37.74000000	-7.5%
(FTR) FRONTIER COMMUNICATIONS CORP C		8.49000000	8.22000000	-3.2%	8.27000000
(GOOG) GOOGLE INC CL A BUY TRADE 100		613.40000000			0.6%
(HBAN) HUNTINGTON BANCSHARES INC COM				6.79000000	8.85000000 7.0%
(INFA) INFORMATICA CORP COMMON BUY TR				56.01000000	58.66000000 4.7%
(VXX) iPATH S&P 500 VIX SHORT-TERM C	32.03000000	30.18000000	-5.8%	29.37000000	-2.7%
(BGS) iIPO: B&G FOODS INC COM BUY TR	13.43000000	15.00000000	11.7%	18.77000000	25.1%
(BQR) iIPO: BLACKROCK ECOSOLUTIONS I				12.31000000	12.09000000 -1.8%
(TYG) iIPO: TORTOISE ENERGY ETF BUY	38.80000000	40.00000000	3.1%	40.19000000	0.5%
(V) iIPO: VISA INC CLASS A BUY TRA		73.05000000	73.62000000	0.8%	78.12000000 6.1%
(TLT) ISHARES BARCLAYS 20+ YR TRES B		92.40000000		93.89000000	1.6%
(LQD) ISHARES IBOXX & INVTOP INVES F		109.22000000	108.20000000	-0.9%	110.47000000 2.1%
(HYG) ISHARES IBOXX HI YIELD CAP BON	91.78000000	92.50000000	0.8%	91.96000000	-0.6%
(SLV) ISHARES SILVER TRUST BUY TRADE				92.85000000	1.0%
(SLV May 06 2011 46.0 Put) ISHARES SLV May 06 11 46.0 P				1.0600	37.60000000 -6.0%
(PFF) ISHARES US PFD STOCK INDEX FUN	39.08000000	39.50000000	1.1%	39.65000000	0.4%
(KRC) KILROY REALTY CORP COM BUY TRA				40.06000000	1.0%
(LLL) L-3 COMMUNICATIONS CORP COM BU	78.25000000	79.29000000	1.3%	81.94000000	4.1%
(LKQ) LKQ CORP COM BUY TRADE 1100 @2		23.76000000	24.10000000	1.4%	25.22000000 4.7%
(LPX) LOUISIANA PAC CORP COM BUY TRA	10.04000000	10.32000000	2.8%	10.50000000	1.7%
(PCS) METROPCS COMMUNICATIONS INC CO			16.24000000	16.83000000	-11.4%
(MSFT) MICROSOFT CORP COM BUY TRADE 4	27.73000000				3.6%
(MSFT Jan 21 2012 25.0 Put) MICROSOFT CORP MSFT Jan 21 12				1.9000	2.0700 8.9%
(MON) MONSANTO CO COM CLOSE SHORT PO		71.89000000			
(ORCL) ORACLE CORP COM BUY TRADE 1000				35.96000000	
(BTU Jan 21 2012 65.0 Put) PEABODY ENERGY CORP BTU Jan 21				6.9500	
(PGH) PENGROWTH ENERGY TR COM BUY TR	12.69000000			14.14000000	11.4%
(PBR) PETROLEO BRASILEIRO SA COM BUY		39.83000000	40.43000000	1.5%	37.33000000 -7.7%
(PFE) PFIZER INC COM BUY TRADE 3000			20.31000000	20.97000000	3.3%
(PCL) PLUM CREEK TIMBER CO INC COM B	41.87000000	41.96000000	0.2%	43.61000000	3.9%
(PPO) POLYPOR INTERNATIONAL INC COM				43.09000000	-1.2%
(PGF) POWERSHARES COM BUY TRADE 1000	17.72000000	17.96000000	1.4%	18.14000000	1.0%
(DBA) POWERSHARES DB AGRICULTURE FUN	34.29000000			18.29000000	0.8%
(PRXI) PREMIER EXHIBITIONS INC COM BU	1.61000000	1.74000000	8.1%	1.90000000	9.2%
(PLD) PROLOGIS COM BUY TRADE 2000 @1				1.77000000	-6.8%
(SDS) PROSHARES ULTRASHORT S&P 500 B	22.66000000	21.09000000	-6.9%	20.92000000	-0.8%
(YCS) PROSHARES ULTRASHORT YEN BUY T			16.27000000	15.44000000	-5.1%
(RMCP) REVOLUTIONS MEDICAL CORP COM B	0.39000000				15.54000000 0.7%
(SWKS) SKYWORKS SOLUTIONS INC COM BUY		35.94000000	32.40000000	-9.9%	31.46000000 -2.9%
(SOHU) SOHU.COM INC COM BUY TRADE 400				105.74000000	80.63000000 -23.8%
(GLD) SPDR GOLD TR GOLD SHS ETF BUY			139.86000000	152.37000000	8.9%
(SUI) SUN CMNTYS INC COM BUY TRADE 6					149.64000000 -1.8%
(TSO) TESORO CORPORATION COM BUY TRA				27.12000000	39.84000000
(TC) THOMPSON CREEK METALS CO COM B	13.54000000		12.54000000	-7.4%	10.86000000 -11.9%
(UL) UNILEVER PLC ADR BUY TRADE 150	29.01000000	29.70000000	2.4%	12.33000000	-1.7%
(VZ) VERIZON COMMUNICATIONS COM BUY	35.62000000	36.92000000	3.6%		
(V Jun 18 2011 65.0 Put) VISA INC V Jun 18 11 65.0 P S	2.8300	2.0000	-29.3%		
(WVTAQ) WAL-MART STORES COM CALL JAN 5	0.00000000	0.00000000			
(WMT Jan 21 2012 50.0 Put) WAL-MART STORES WMT Jan 21 12		3.0500	2.6600	-12.8%	1.6000 -39.8%
					1.2900 -19.4%

Name	January 31, 2011*	February 28, 2011*	March 31, 2011*	April 29, 2011*	May 31, 2011*
(WAG) WALGREEN CO COM BUY TRADE 1000		43.34000000	40.14000000	42.72000000	43.63000000
			-7.4%	6.4%	2.1%
Name	June 30, 2011*	July 29, 2011*	August 31, 2011*	September 30, 2011*	October 31, 2011*
(AH) ACCRETIVE HEALTH INC COM BUY TRADE 1000 @24.48				21.23000000	23.81000000
(AFL) AFLAC INC CM BUY TRADE 1000 @35.9074				34.95000000	45.09000000
(AEE) AMEREN CORP CM BUY TRADE 500 @31.6985					31.88000000
(AMT) AMERICAN TOWER CORP CLASS A CO	52.33000000	-5.7%	52.53000000	0.4%	53.86000000
(ACOM) ANCESTRY.COM INC COM BUY TRADE				35.67000000	2.5%
(NLY) ANNALY CAPITAL MANAGEMENT INC	18.04000000		16.78000000	-7.0%	23.50000000
(AAPL) APPLE INC COM BUY TRADE 100 @ 1					-0.1%
(MT) ARCELORMITTAL CL A CL A NY REGISTRY BUY TRADE 1500 @18.8684				384.83000000	381.32000000
(ARCO) ARCOS DORADOS HOLDINGS COM BUY TRADE 500 @22.3782					15.91000000
(ATPG) ATP OIL & GAS CORP COM BUY TRA				13.47000000	-0.9%
(AVP) AVON PRODUCTS INC COM BUY TRADE 1500 @21.989					404.78000000
(BIDU) BAIDU INC ADR BUY TRADE 50 @39	140.13000000	3.3%	157.07000000	12.1%	145.78000000
(BAC) BANK OF AMERICA CORP COM BUY T					8.17000000
(BRK.B) BERKSHIRE HATHAWAY INC DEL CL	0.00000000		0.00000000		0.00000000
(BRK.B) BERKSHIRE HATHAWAY INC DEL CL	0.00000000		0.00000000		0.00000000
(BA Jan 21 2012 70.0 Put) BOEING CO BA Jan 21 12 70.0 P	4.2000	15.1%	5.4836	30.6%	7.2645
(BA) BOEING CO COM BUY TRADE 500 @63.319					32.5%
(BG) BUNGE LTD COM BUY TRADE 200 @6					60.51000000
(COG) CABOT OIL & GAS					58.29000000
(CC) CAMECO CP COM BUY TRADE 1000 @					61.91000000
(CAT) CATERPILLAR INC COM BUY TRADE		26.56000000	-34.8%	23.24000000	-12.5%
(LNG) CHENIERE ENERGY INC COM BUY TR					91.00000000
(CSO Jan 21 2012 17.5 Put) CISCO SYSTEMS INC CSO Jan 21	2.6300	42.9%	2.3243	-11.6%	2.4763
(CVLT) COMMVAULT SYSTEMS INC COM BUY					7.75000000
(ABV) COMPANHIA DE BEBIDAS ADR BUY T					38.72000000
(CMLS) CUMULUS MEDIA INC - CL A COM B					33.91000000
(DE) DEERE & CO COM BUY TRADE 200 @					-12.4%
(EDZ) DIREXION SHARES EMRG MARKETS B	17.48000000	1.0%	17.63000000	0.9%	
(FAZ) DIREXIONSHARES 3X BEAR ETF SHO	44.76000000	6.5%	48.42000000	8.2%	51.29000000
(ERY) DIREXIONSHARES ENERGY BEAR 3X	14.58000000	2.8%	13.83000000	-5.1%	65.97000000
(BGZ) DIREXIONSHARES LARGE CAP BEAR	34.56000000	3.9%	36.37000000	5.2%	28.6%
(TZA) DIREXIONSHARES SMALL CAP BEAR	34.68000000	4.5%	37.64000000	8.5%	40.31000000
(DG) DOLLAR GENERAL CORP COM BUY TRADE 300 @39.2267					52.9%
(DD) DU PONT E I DE NEMOURS & CO CO					48.27000000
(EBAY) EBAY INC COM SELL TRADE 1000 @					30.87000000
(EBAY Jul 16 2011 32.0 Put) EBAY INC EBAY Jul 16 11 32.0 P			0.0000		-10.2%
(EDAC) EDAC TECHNOLOGIES			6.44000000	8.16000000	26.7%
(EOC) EMPRESA NACIONAL ELECTRIC SPON	57.11000000	3.4%			7.10000000
(ETR) ENTERGY CORP CM BUY TRADE 500 @68.319					-13.0%
(EPD) ENTERPRISE PRODUCTS PARTNERS L					10.00000000
(EXC) EXELON CORPORATION COM BUY TRADE 1000 @43.2298					42.15000000
(XOM) EXXON MOBIL CORPORATION COM BU					40.15000000
(EZPW) EZCORP INC CL A NON VGT BUY TR	35.58000000	8.5%	33.28000000	-6.5%	33.55000000
(FGP) FERRELL GAS LP BUY TRADE 500 @20.1899					28.54000000
(F) FORD MOTOR COM BUY TRADE 1500			12.21000000	-18.2%	
(F-A) FORD MOTOR PFD 7.5% CALLABLE B	26.36000000	1.0%	25.91000000	-1.7%	26.25000000
(F PRA) FORD MOTOR PFD 7.5% CALLABLE S	26.36000000	1.0%	25.91000000	-1.7%	26.25000000
(FTR) FRONTIER COMMUNICATIONS CORP C	8.07000000	-8.8%	7.49000000	-7.2%	7.49000000
(GD) GENERAL DYNAMICS CORP COM BUY TRADE 500 @61.1182					56.89000000
(GOOG) GOOGLE INC CL A BUY TRADE 100					540.96000000
(HBAN) HUNTINGTON BANCSHARES INC COM					5.02000000
(ISRG) INTUITIVE SURGICAL INC COM BUY TRADE 50 @428.8025					-11.8%
(VXX) IPATH S&P 500 VIX SHORT-TERM C	21.14000000	-0.7%	23.41000000	10.7%	38.96000000
(BGS) \$IPO: B&G FOODS INC COM BUY TR	20.62000000	11.2%	18.79000000	-8.9%	18.21000000
(BQR) \$IPO: BLACKROCK ECOSOLUTIONS I	10.54000000	-12.8%	9.87000000	-6.4%	
(SLH) \$IPO: SOLERA HOLDINGS INC COM BUY TRADE 600 @55.05					16.68000000
(TYG) \$IPO: TORTOISE ENERGY ETF BUY	38.01000000	0.9%	37.47000000	-1.4%	37.09000000
(V) \$IPO: VISA INC CLASS A BUY TRA	84.26000000	4.0%	85.54000000	1.5%	87.88000000
(LQD) ISHARES IBOXB & INVTOP INVES F	110.13000000	-1.2%	112.37000000	2.0%	112.33000000
(HYG) ISHARES IBOXB HI YIELD CAP BON	91.31000000	-1.2%	91.05000000	-0.3%	
(EWJ) ISHARES MSCI MSCI JAPAN IND FD			10.71000000		9.85000000
(SLV) ISHARES SILVER TRUST BUY TRADE	33.84000000	-10.0%	38.85000000	14.8%	40.45000000
(PFF) ISHARES US PFD STOCK INDEX FUN	39.66000000	-1.1%	38.70000000	-2.4%	37.77000000
(JNJ) JOHNSON & JOHNSON COM BUY TRAD					65.80000000
(JPM) JP MORGAN CHASE & CO COM BUY T			40.45000000		37.56000000
(JPM Jan 21 2012 40.0 Put) JP MORGAN CHASE & CO JPM Jan 2			3.2847		5.1267
(KRC) KILROY REALTY CORP COM BUY TRA					56.1%
(KMP) KINDER MORGAN ENERGY PARTNERS	72.60000000		70.49000000	-2.9%	70.16000000
(KLAC) KLA-TENCOR CORP COM BUY TRADE 800 @39.1296					-13.8%
(LLL) L-3 COMMUNICATIONS CORP COM BU	87.45000000	7.1%	79.12000000	-9.5%	67.82000000
(LNCR) LINCARE HLDGS INC COM BUY TRADE 1000 @22.83					-0.5%
(LKQX) LKQ CORP COM BUY TRADE 1100 @2	26.09000000	-1.9%	24.57000000	-5.8%	25.60000000
(LPX) LOUISIANA PAC CORP COM BUY TRA					31.30000000
(MMP) MAGELLAN MIDSTREAM PARTNERS CO					68.38000000
(MA) MASTERCARD INCORP			303.10000000		329.55000000
(MDVN) MEDIVATION, INC.			21.22000000		16.17000000
(MELI) MERCADOLIBRE INC COM BUY TRADE					-23.8%
(MET) METLIFE INC COM BUY TRADE 100					67.38000000
(MSFT Jan 21 2012 25.0 Put) MICROSOFT CORP MSFT Jan 21 12	1.4800	-28.5%	1.1449	-22.6%	1.2922
(ORCL) ORACLE CORP COM BUY TRADE 1000					33.60000000
(PGH) PENGROWTH ENERGY TR COM BUY TR	12.58000000	-4.6%	12.95000000	2.9%	11.55000000
(PFE) PFIZER INC COM BUY TRADE 3000	20.60000000	-4.0%			17.68000000
(PAA) PLAINS ALL AMERICAN PIPELINE C					58.92000000
(PGF) POWERSHARES COM BUY TRADE 1000	18.03000000	-1.7%	17.55000000	-2.7%	17.34000000
(UUP) POWERSHARES US DOLLAR INDEX BULLISH FUND BUY TRADE 5000 @22.1399					-1.2%
(PPL) PPL CORPORATION COM BUY TRADE 1300 @29.3088					22.31000000
(PRXI) PREMIER EXHIBITIONS INC COM BU	1.74000000	18.4%	1.82000000	4.6%	1.65000000
(PLD) PROLOGIS COM BUY TRADE 2000 @1					-9.3%
(SDS) PROSHARES ULTRASHORT S&P 500 B	20.63900000	2.8%	21.35000000	3.4%	22.53000000
(PRU) PRUDENTIAL FINANCIAL INC COM B			58.68000000		
(SNY) SANOFI ADR BUY TRADE 100 @31.67					32.80000000
(SEB) SEABOARD CORP DEL BUY TRADE 2					2,309.00000000
(ST) SENSATA TECHNOLOGIES HOLDINGS					32.44000000
(SWKS) SKYWORKS SOLUTIONS INC COM BUY	22.98000000	-26.9%	25.31000000	10.1%	20.63000000
(SCCO) SOUTHERN COPPER CORP COM BUY T	32.87000000		34.16000000	3.9%	33.77000000
(GLD) SPDR GOLD TR GOLD SHS ETF BUY	146.00000000	-2.4%	158.29000000	8.4%	177.72000000
(S) SPRINT NEXTEL CORP COM BUY TRA					158.06000000
					-11.1%
					167.34000000
					2.57000000

Name	June 30, 2011*	July 29, 2011*	August 31, 2011*	September 30, 2011*	October 31, 2011*
(CIGX) STAR SCIENTIFIC INC COM BUY TR		4.06000000	2.35000000		
(SUI) SUN CMNTYS INC COM BUY TRADE 6	37.31000000	-6.3%	38.27000000	2.6%	38.54000000
(TSO) TESORO CORPORATION COM BUY TRA	22.91000000	-15.5%	24.29000000	6.0%	24.06000000
(RIG) TRANSOCEAN LTD ORD BUY TRADE 2	64.56000000		61.56000000	-4.6%	56.02000000
(UIL) UIL HOLDINGS CORPORATION COM BUY TRADE 1000 @33.48					34.08000000
(VZ) VERIZON COMMUNICATIONS COM BUY	37.23000000	0.8%	35.29000000	-5.2%	36.17000000
(WMT Jan 21 2012 50.0 Put) WAL-MART STORES WMT Jan 21 12	1.6400	27.1%	1.7148	4.6%	1.4688
(WAG) WALGREEN CO COM BUY TRADE 1000			35.21000000	-14.3%	2.1249
				44.7%	0.4471
					-79.0%
Name	November 30, 2011*	December 30, 2011*			
(AEE) AMEREN CORP CM BUY TRADE 500 @31.6985	33.81000000	6.0%	33.13000000	-2.0%	
(AMT) AMERICAN TOWER CORP CLASS A CO	59.00000000	7.1%	60.01000000	1.7%	
(MT) ARCELORMITTAL CL A CL A NY REGISTRY BUY TRADE 1500 @18.8684	18.89000000	-8.9%			
(ARCO) ARCOS DORADOS HOLDINGS COM BUY TRADE 500 @22.3782	21.92000000	-6.3%	20.53000000	-6.3%	
(ATPG) ATP OIL & GAS CORP COM BUY TRA	7.34000000	-30.4%	7.36000000	0.3%	
(AVP) AVON PRODUCTS INC COM BUY TRADE 1500 @21.989	17.00000000	-7.0%			
(STD) BANCO SANTANDER SA COM BUY TRA			7.52000000		
(BMO) BANK MONTREAL QUE COM COM BUY TRADE 600 @58.9582			54.81000000		
(BAC) BANK OF AMERICA CORP COM BUY T			5.56000000		-31.9%
(BRK.B) BERKSHIRE HATHAWAY INC DEL CL	0.00000000		0.00000000		
(BRK.B) BERKSHIRE HATHAWAY INC DEL CL	0.00000000		0.00000000		
(BA) BOEING CO COM BUY TRADE 500 @63.319	68.69000000	4.4%	73.35000000	6.8%	
(BG) BUNGE LTD COM BUY TRADE 200 @6	62.50000000	1.2%			
(COG) CABOT OIL & GAS	88.59000000	14.0%	75.90000000	-14.3%	
(CERN) CERNER CORP COM BUY TRADE 500	60.98000000		61.25000000	0.4%	
(ABV) COMPANHIA DE BEBIDAS ADR BUY T	34.38000000	2.0%	36.09000000	5.0%	
(COP) CONOCOPHILLIPS CORP COM BUY TR	71.32000000		72.87000000	2.2%	
(CMLS) CUMULUS MEDIA INC - CL A COM B	3.04000000	1.0%	3.34000000	9.9%	
(DE) DEERE & CO COM BUY TRADE 200 @	79.25000000	-1.9%	77.35000000	-2.4%	
(BGZ) DIREXIONSHARES LARGE CAP BEAR	31.05000000	-3.4%	29.53000000	-4.9%	
(TZA) DIREXIONSHARES SMALL CAP BEAR	28.20000000	-7.9%	26.48000000	-6.1%	
(DD) DU PONT E I DE NEMOURS & CO CO	47.72000000	-1.1%	45.78000000	-4.1%	
(EDAC) EDAC TECHNOLOGIES	9.23000000	-7.7%	11.05000000	19.7%	
(LLY) ELI LILLY & CO COM BUY TRADE 5			41.56000000		
(ETR) ENTERGY CORP CM BUY TRADE 500 @68.319	70.36000000	1.7%	73.05000000	3.8%	
(EPD) ENTERPRISE PRODUCTS PARTNERS L	45.49000000	1.5%	46.38000000	2.0%	
(EXC) EXELON CORPORATION COM BUY TRADE 1000 @43.2298	44.31000000	-0.2%	43.37000000	-2.1%	
(XOM) EXXON MOBIL CORPORATION COM BU	80.44000000	3.0%	84.76000000	5.4%	
(FGP) FERRELL GAS LP BUY TRADE 500 @20.1899	22.55000000	4.5%	18.97000000	-15.9%	
(F-A) FORD MOTOR PFD 7.5% CALLABLE B	26.46000000	-1.7%	26.44000000	-0.1%	
(F PRA) FORD MOTOR PFD 7.5% CALLABLE S	26.46000000	-1.7%	26.44000000	-0.1%	
(GD) GENERAL DYNAMICS CORP COM BUY TRADE 500 @61.1182	66.06000000	2.9%	66.41000000	0.5%	
(GOOG) GOOGLE INC CL A BUY TRADE 100	599.39000000	1.1%	645.90000000	7.8%	
(HEK) HECKMANN CORP COM BUY TRADE 1000 @6.5499			6.65000000		
(ISRG) INTUITIVE SURGICAL INC COM BUY TRADE 50 @428.8025	434.21000000	0.1%	463.01000000	6.6%	
(BGS) \$IPO: B&G FOODS INC COM BUY TR	22.19000000	4.6%	24.07000000	8.5%	
(V) \$IPO: VISA INC CLASS A BUY TRA	96.97000000	4.0%	101.53000000	4.7%	
(JNJ) JOHNSON & JOHNSON COM BUY TRAD	64.72000000	0.5%	65.58000000	1.3%	
(KRC) KILROY REALTY CORP COM BUY TRA	36.09000000	-1.6%	38.07000000	5.5%	
(KMP) KINDER MORGAN ENERGY PARTNERS	78.20000000	2.9%	84.95000000	8.6%	
(KLAC) KLA-TENCOR CORP COM BUY TRADE 800 @39.1296	46.10000000	-2.1%	48.25000000	4.7%	
(LLL) L-3 COMMUNICATIONS CORP COM BU	66.30000000	-2.2%	66.68000000	0.6%	
(LNCR) LINCARE HLDGS INC COM BUY TRADE 1000 @22.83	23.70000000	0.6%	25.71000000	8.5%	
(LKQX) LKQ CORP COM BUY TRADE 1100 @2	30.53000000	4.6%	30.08000000	-1.5%	
(LPX) LOUISIANA PAC CORP COM BUY TRA	7.98000000	20.0%	8.07000000	1.1%	
(MMP) MAGELLAN MIDSTREAM PARTNERS CO	63.98000000	0.1%	68.88000000	7.7%	
(MA) MASTERCARD INCORP	374.55000000	7.9%	372.82000000	-0.5%	
(MDVN) MEDIVATION, INC.	45.95000000	167.5%	46.11000000	0.4%	
(MELI) MERCADOLIBRE INC COM BUY TRADE			79.54000000		18.1%
(MBT) MOBILE TELESYSTEMS COM BUY TRA	17.28000000		14.68000000	-15.0%	
(PGH) PENGROWTH ENERGY TR COM BUY TR	10.28000000	-1.6%	10.53000000	2.4%	
(PFE) PFIZER INC COM BUY TRADE 3000	20.07000000	4.2%	21.64000000	7.8%	
(PAA) PLAINS ALL AMERICAN PIPELINE C	64.86000000	-1.7%	73.45000000	13.2%	
(UUP) POWERSHARES US DOLLAR INDEX BULLISH FUND BUY TRADE 5000 @22.1399	22.06000000	2.3%	22.47000000	1.9%	
(UUP Jan 19 2013 21.0 Call) POWERSHARES UUP Jan 19 13 21.0 C BUY TRADE 1 @2			2.0000		
(PPL) PPL CORPORATION COM BUY TRADE 1300 @29.3088	30.02000000	2.2%	29.42000000	-2.0%	
(PRXI) PREMIER EXHIBITIONS INC COM BU	1.74000000	-5.4%	2.45000000	40.8%	
(PLD) PROLOGIS COM BUY TRADE 2000 @1	27.82000000	-6.5%	28.59000000	2.8%	
(SNY) SANOFI ADR BUY TRADE 100 @31.67	35.01000000	-2.1%	36.54000000	4.4%	
(SCCO) SOUTHERN COPPER CORP COM BUY T	31.13000000	-7.8%	30.18000000	-3.0%	
(GLD) SPDR GOLD TR GOLD SHS ETF BUY	170.13000000	1.7%			
(SPY) SPDR TR UNIT SER 1 BUY TRADE 2	124.99000000				
(S) SPRINT NEXTEL CORP COM BUY TRA	2.70000000	5.1%			
(SUI) SUN CMNTYS INC COM BUY TRADE 6	35.74000000	-6.1%	36.53000000	2.2%	
(UIL) UIL HOLDINGS CORPORATION COM BUY TRADE 1000 @33.48	34.84000000	2.2%	35.37000000	1.5%	
(VZ) VERIZON COMMUNICATIONS COM BUY	37.73000000	2.0%	40.12000000	6.3%	
(WMT Jan 21 2012 50.0 Put) WAL-MART STORES WMT Jan 21 12	0.1079	-75.9%			
(WBK) WESTPAC BKG CORP SPONSORED ADR BUY TRADE 7 @106.64	108.73000000		102.40000000	-5.8%	

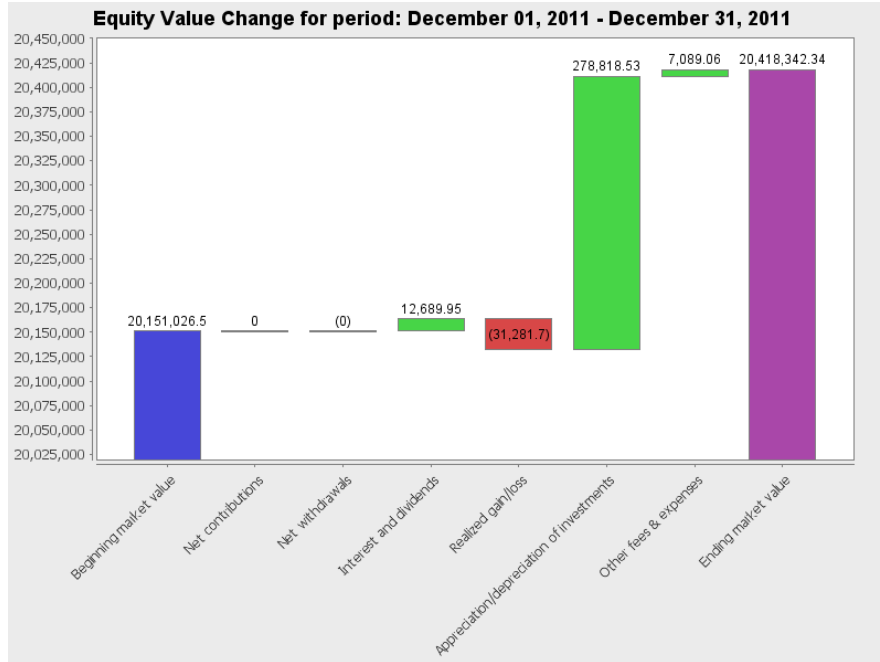
* - a 'Valuation date' - all positions open as of that date have been valued

01/05/2012 18:21:12



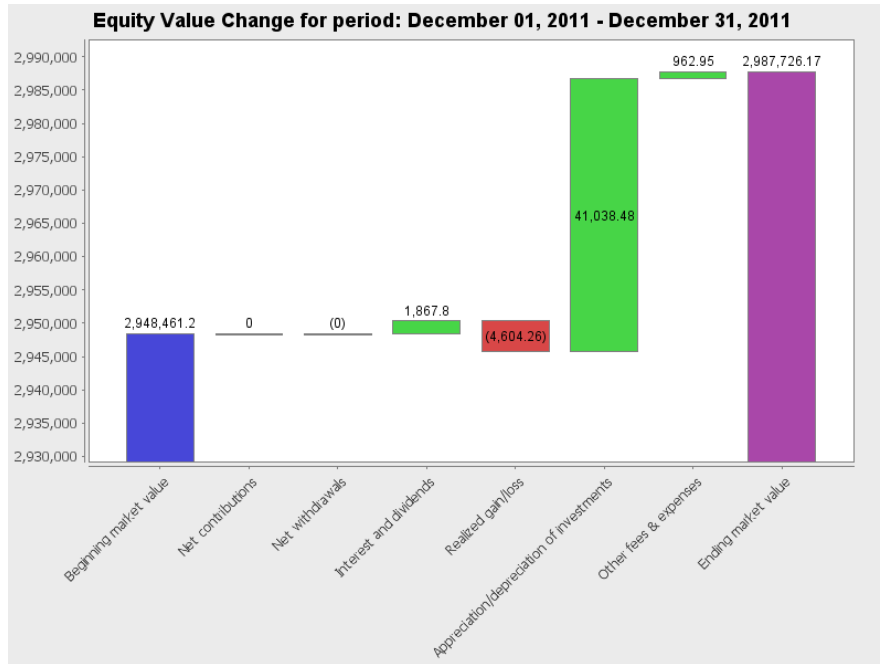
Alpha Sample Fund, L.P.
 1800 Century Park East
 Los Angeles, CA 90067

Alpha Sample Fund, L.P.



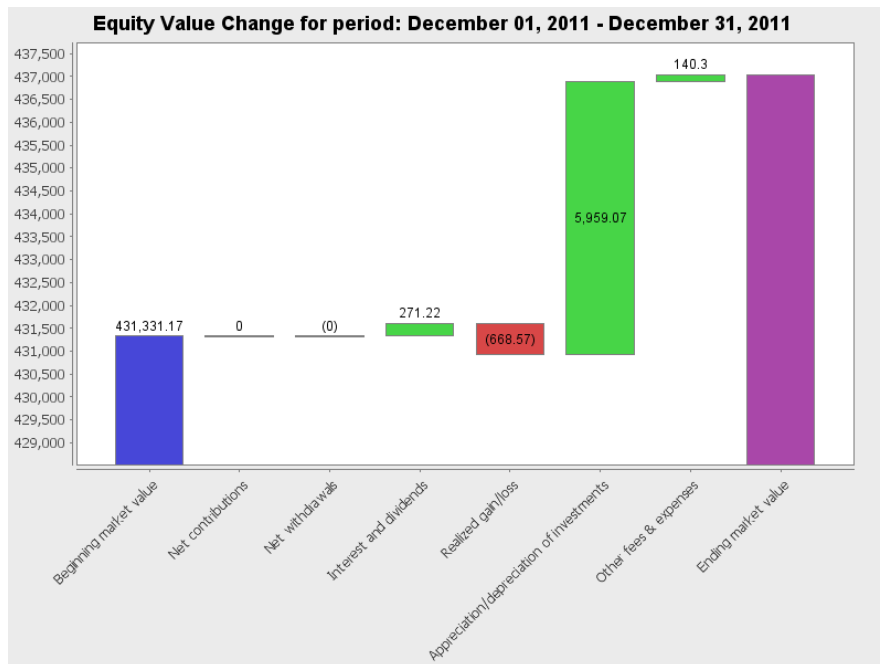
Beginning market value	Net contributions	Net withdrawals	Interest and dividends	Realized gain/loss	Appreciation/depreciation of investments	Other fees & expenses	Ending market value
20,151,026.50	0.00	0.00	12,689.95	-31,281.70	278,818.53	7,089.06	20,418,342.34

Partner 01
Primary address
 1715 Jasper St
 N. Kansas City, Missouri 64116
 United States of America



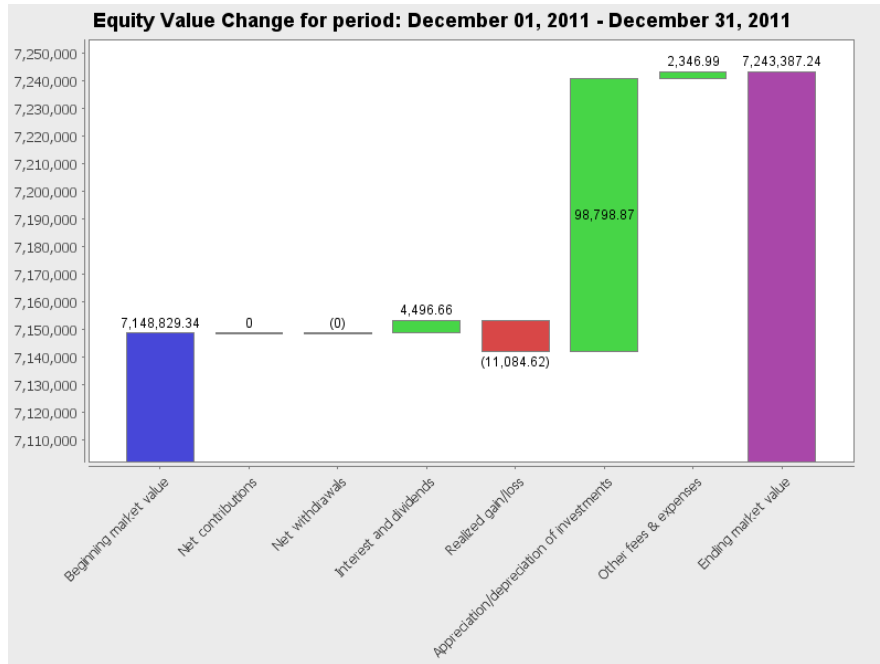
Beginning market value	Net contributions	Net withdrawals	Interest and dividends	Realized gain/loss	Appreciation/depreciation of investments	Other fees & expenses	Ending market value
2,948,461.20	0.00	0.00	1,867.80	-4,604.26	41,038.48	962.95	2,987,726.17

Partner 02
Primary address
 26311 W. Cedar Niles Cir.
 Olathe, Kansas 66061



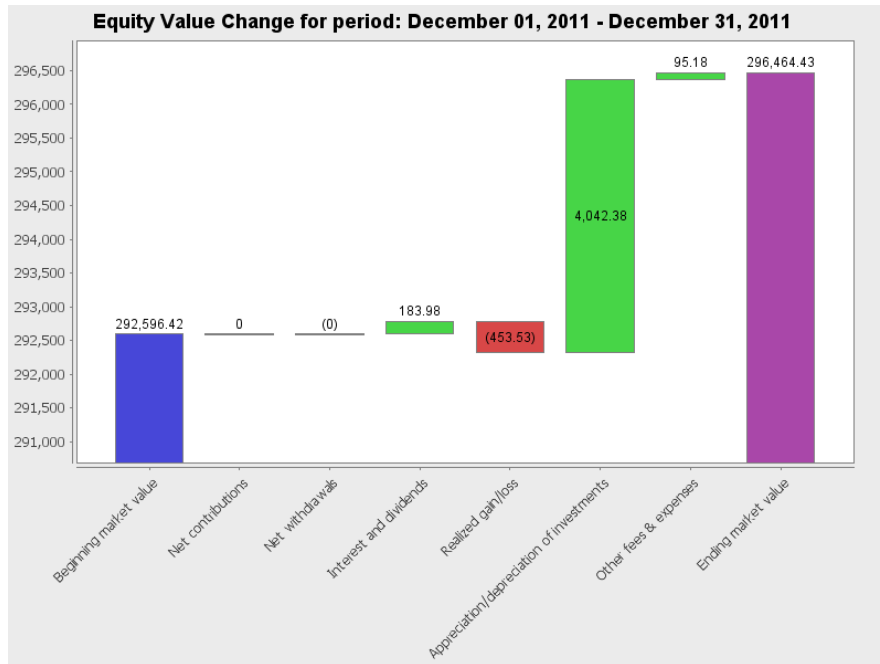
Beginning market value	Net contributions	Net withdrawals	Interest and dividends	Realized gain/loss	Appreciation/depreciation of investments	Other fees & expenses	Ending market value
431,331.17	0.00	0.00	271.22	-668.57	5,959.07	140.30	437,033.20

Partner 03
Primary address
 9702 W 144th St
 Overland Park, Kansas 66221



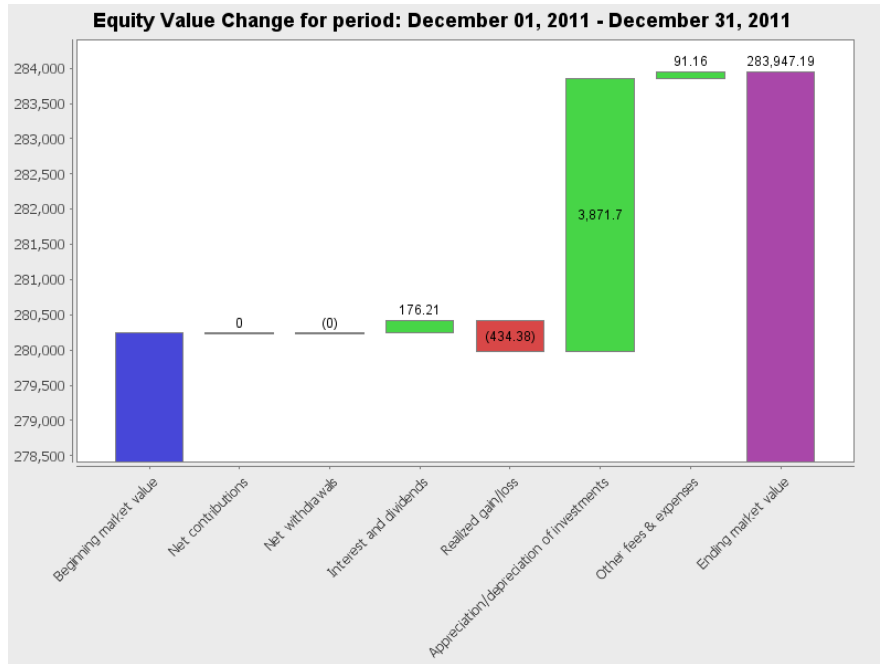
Beginning market value	Net contributions	Net withdrawals	Interest and dividends	Realized gain/loss	Appreciation/depreciation of investments	Other fees & expenses	Ending market value
7,148,829.34	0.00	0.00	4,496.66	-11,084.62	98,798.87	2,346.99	7,243,387.24

Partner 04
Primary address
 27445 W 215th St
 Spring Hill , Kansas 66083



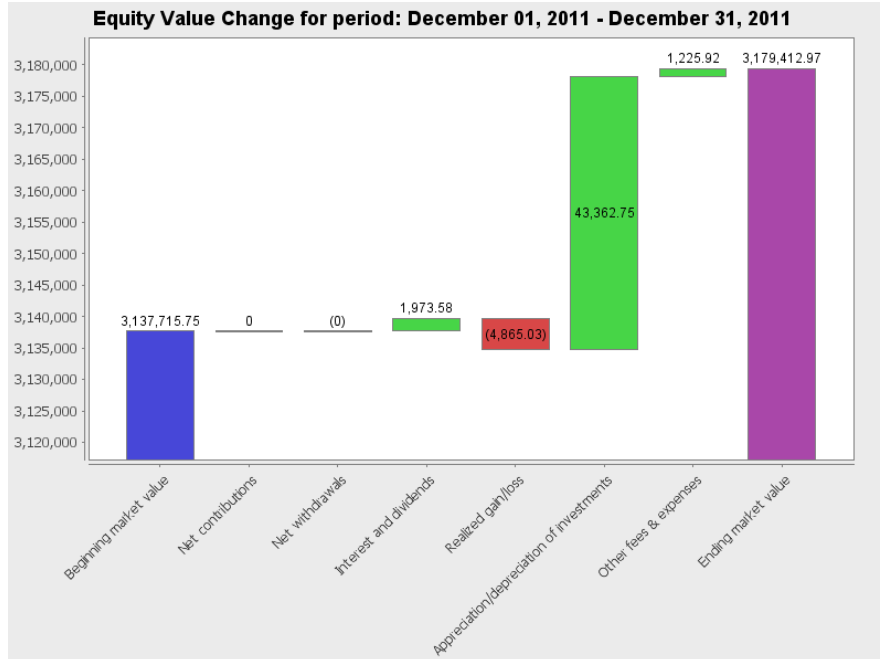
Beginning market value	Net contributions	Net withdrawals	Interest and dividends	Realized gain/loss	Appreciation/depreciation of investments	Other fees & expenses	Ending market value
292,596.42	0.00	0.00	183.98	-453.53	4,042.38	95.18	296,464.43

Partner 05
Primary address
 8626 Dice Ln
 Lenexa, Kansas 66215
 United States of America



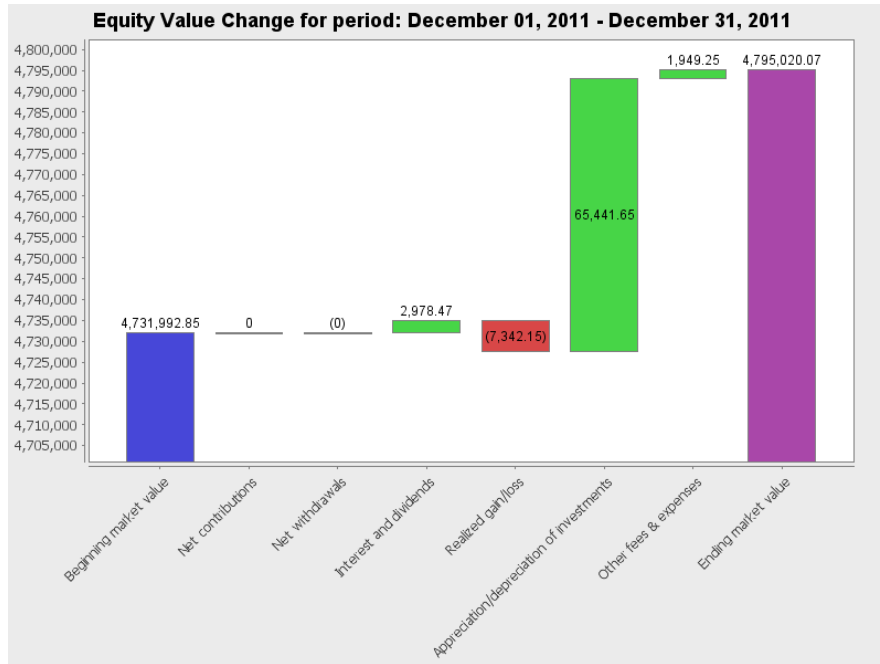
Beginning market value	Net contributions	Net withdrawals	Interest and dividends	Realized gain/loss	Appreciation/depreciation of investments	Other fees & expenses	Ending market value
280,242.50	0.00	0.00	176.21	-434.38	3,871.70	91.16	283,947.19

Partner 06
Primary address
 5701 NE Sapphire Ct
 Lee's Summit, Missouri 64064
 United States of America



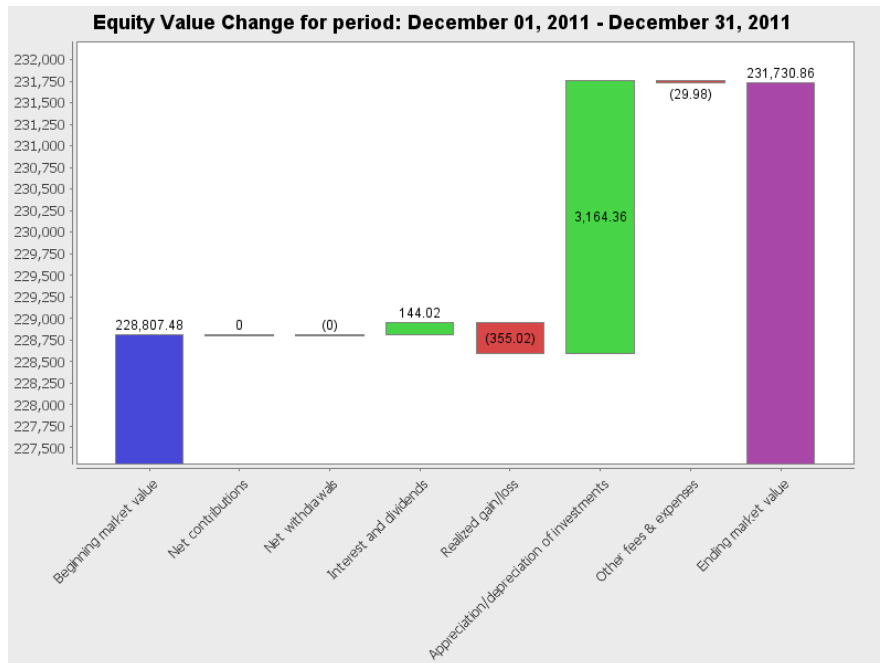
Beginning market value	Net contributions	Net withdrawals	Interest and dividends	Realized gain/loss	Appreciation/depreciation of investments	Other fees & expenses	Ending market value
3,137,715.75	0.00	0.00	1,973.58	-4,865.03	43,362.75	1,225.92	3,179,412.97

Partner 07
Primary address
 17875 SE 91st Gaylark Ave
 The Villages, Florida 32162
 United States of America



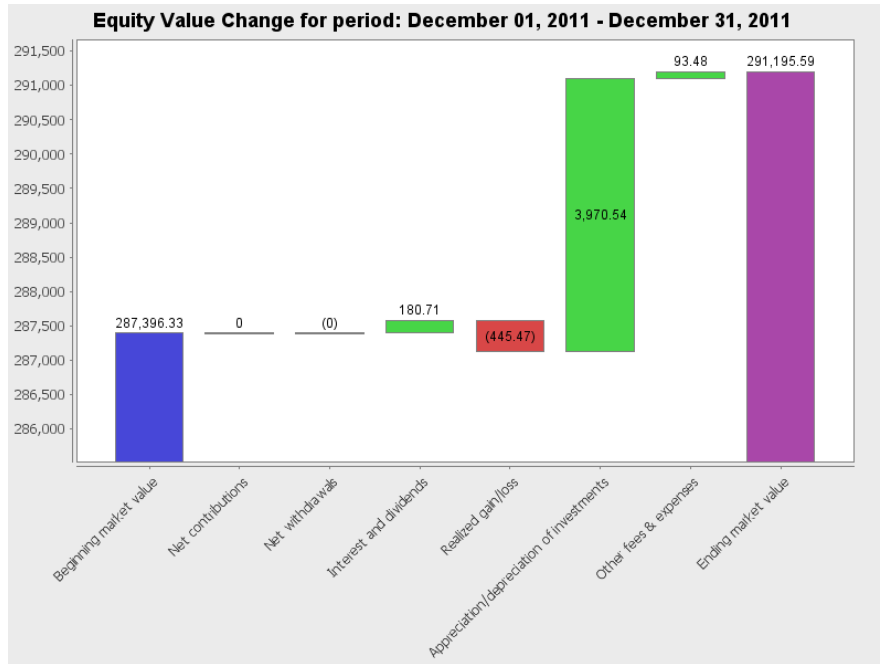
Beginning market value	Net contributions	Net withdrawals	Interest and dividends	Realized gain/loss	Appreciation/depreciation of investments	Other fees & expenses	Ending market value
4,731,992.85	0.00	0.00	2,978.47	-7,342.15	65,441.65	1,949.25	4,795,020.07

Partner 08
Primary address
 14001 W 92nd St Apt 426
 Lenexa, Kansas 66215
 United States of America



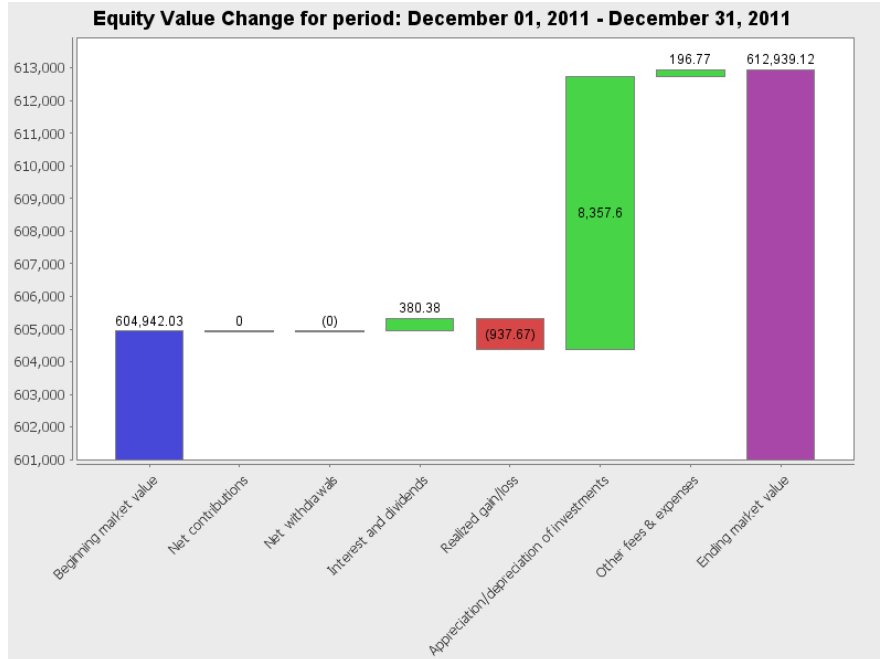
Beginning market value	Net contributions	Net withdrawals	Interest and dividends	Realized gain/loss	Appreciation/depreciation of investments	Other fees & expenses	Ending market value
228,807.48	0.00	0.00	144.02	-355.02	3,164.36	-29.98	231,730.86

Partner 09
Primary address
 13101 Woodward St
 Overland Park, Kansas 66213



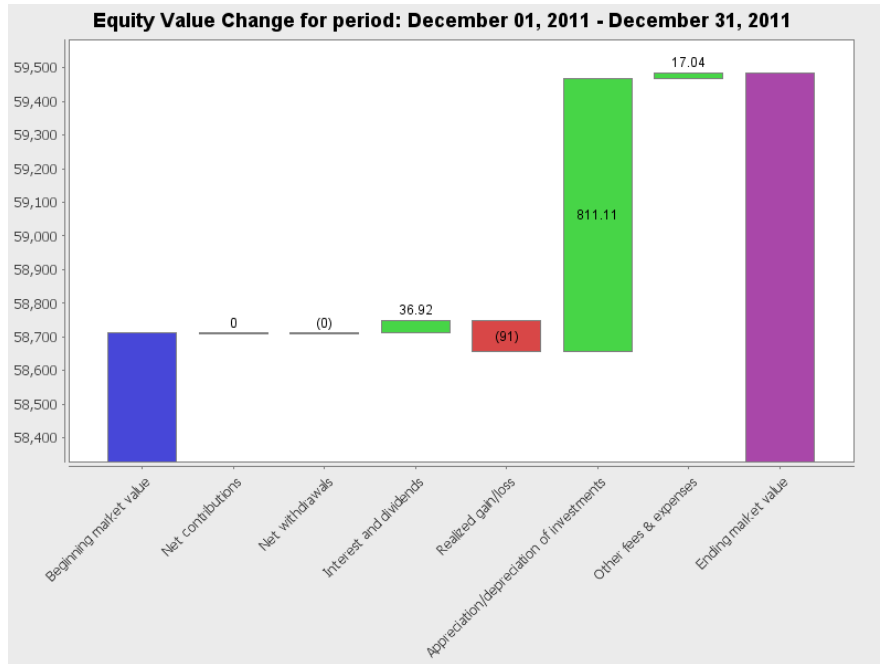
Beginning market value	Net contributions	Net withdrawals	Interest and dividends	Realized gain/loss	Appreciation/depreciation of investments	Other fees & expenses	Ending market value
287,396.33	0.00	0.00	180.71	-445.47	3,970.54	93.48	291,195.59

Partner 10
Primary address
 2031 NW 13th St
 Crystal River , Florida 34428
 United States of America



Beginning market value	Net contributions	Net withdrawals	Interest and dividends	Realized gain/loss	Appreciation/depreciation of investments	Other fees & expenses	Ending market value
604,942.03	0.00	0.00	380.38	-937.67	8,357.60	196.77	612,939.12

Partner 11
Primary address
 4930 Belinder St
 Mission, Kansas 66205
 United States of America



Beginning market value	Net contributions	Net withdrawals	Interest and dividends	Realized gain/loss	Appreciation/depreciation of investments	Other fees & expenses	Ending market value
58,711.44	0.00	0.00	36.92	-91.00	811.11	17.04	59,485.50

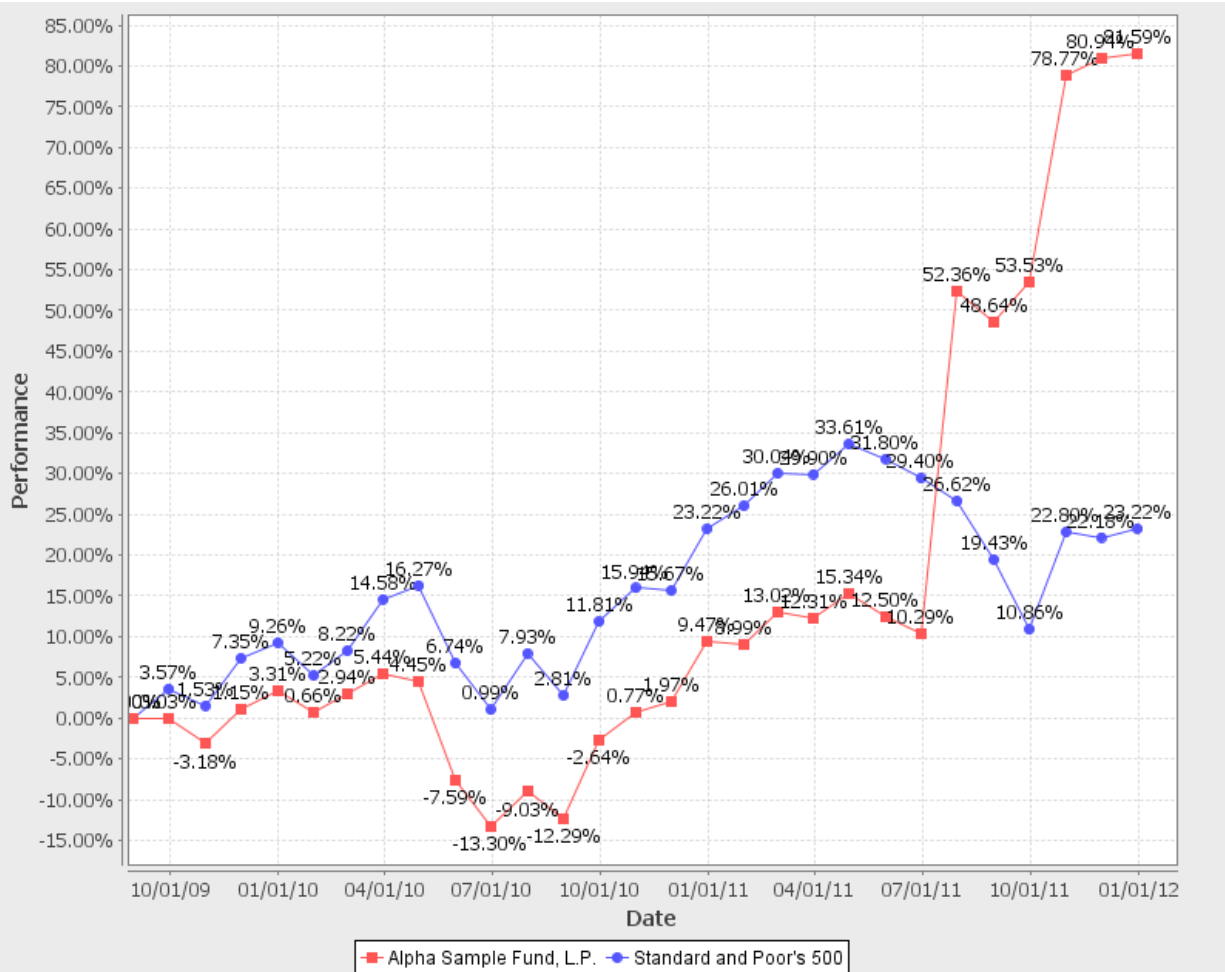
01/05/2012 18:29:20



Alpha Sample Fund, L.P.
 1800 Century Park East
 Los Angeles, CA 90067

Performance and Risk Statistics

September 01, 2009 - December 31, 2011



Period	Performance for Alpha Sample Fund, L.P.	Market Performance (Standard and Poor's 500)	Cumulative Performance for Alpha Sample Fund, L.P.	Cumulative Market Performance (Standard and Poor's 500)
September 01, 2009 - September 30, 2009	0.03	3.57	0.03	3.57
October 01, 2009 - October 31, 2009	-3.12	-1.98	-3.18	1.53
November 01, 2009 - November 30, 2009	3.81	5.74	1.15	7.35
December 01, 2009 - December 31, 2009	2.03	1.78	3.31	9.26
January 01, 2010 - January 31, 2010	-2.28	-3.70	0.66	5.22
February 01, 2010 - February 28, 2010	2.05	2.85	2.94	8.22
March 01, 2010 - March 31, 2010	2.19	5.88	5.44	14.58
April 01, 2010 - April 30, 2010	-0.74	1.48	4.45	16.27
May 01, 2010 - May 31, 2010	-10.21	-8.20	-7.59	6.74
June 01, 2010 - June 30, 2010	-5.64	-5.39	-13.30	0.99

Period	Performance for Alpha Sample Fund, L.P.	Market Performance (Standard and Poor's 500)	Cumulative Performance for Alpha Sample Fund, L.P.	Cumulative Market Performance (Standard and Poor's 500)
July 01, 2010 - July 31, 2010	4.41	6.88	-9.03	7.93
August 01, 2010 - August 31, 2010	-3.40	-4.74	-12.29	2.81
September 01, 2010 - September 30, 2010	10.19	8.76	-2.64	11.81
October 01, 2010 - October 31, 2010	3.29	3.69	0.77	15.94
November 01, 2010 - November 30, 2010	1.13	-0.23	1.97	15.67
December 01, 2010 - December 31, 2010	6.98	6.53	9.47	23.22
January 01, 2011 - January 31, 2011	-0.39	2.26	8.99	26.01
February 01, 2011 - February 28, 2011	3.58	3.20	13.02	30.04
March 01, 2011 - March 31, 2011	-0.58	-0.10	12.31	29.90
April 01, 2011 - April 30, 2011	2.64	2.85	15.34	33.61
May 01, 2011 - May 31, 2011	-2.37	-1.35	12.50	31.80
June 01, 2011 - June 30, 2011	-1.90	-1.83	10.29	29.40
July 01, 2011 - July 31, 2011	19.98	-2.15	52.36	26.62
August 01, 2011 - August 31, 2011	-0.69	-5.68	48.64	19.43
September 01, 2011 - September 30, 2011	2.37	-7.18	53.53	10.86
October 01, 2011 - October 31, 2011	8.26	10.77	78.77	22.80
November 01, 2011 - November 30, 2011	1.76	-0.51	80.94	22.18
December 01, 2011 - December 31, 2011	1.33	0.85	81.59	23.22

Alpha Sample Fund, L.P.

Quantitative statistics	Alpha Sample Fund, L.P.	Standard and Poor's 500
Standard deviation, annualized:	18.65	16.35
Sharpe ratio (Risk-free return=3.00), annualized:	0.87	0.45
Sortino ratio (MAR=3.00):	2.04	0.67
Beta:		0.62
Alpha:		1.07
Treynor ratio:		0.26
R (correlation):		0.54
R Squared:		0.29

Performance (TWR Method)	Alpha Sample Fund, L.P.	Standard and Poor's 500
Highest 12 month return:	47.92	28.13
Lowest 12 month return:	-11.27	-0.86
Average annual return:	19.15	10.31
Average monthly return:	1.60	0.86
Highest month return:	19.98	10.77
Lowest month return:	-10.21	-8.20
Average gain:	4.47	4.47
Average loss:	-2.85	-3.31
Cumulative return:	49.98	23.22
Composite month return:	1.46	0.75
Longest losing streak:	3	5
Maximum drawdown:	-15.90	-17.03

01/05/2012 18:29:18